

目录

产品示意图 1

功能说明 1

产品说明 2

产品特性 2

播放音乐操作 3

指示灯介绍 3

操作方法 3

技术规格 6

附件说明 7

包装附件 7

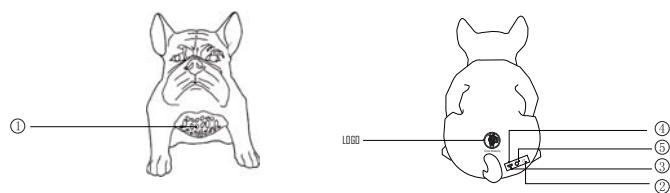
注意事项 8

疑问解答 9

保修手续 11

产品示意图

法国斗牛犬 蓝牙 艺术音箱



功能说明

- ① 8W全频高保真喇叭 ② 电源开关 ③ 充电状态指示灯 ④ USB 5V1A充电接口 ⑤ AUX音频输入

产品说明

感谢您选用深圳市无界人文科技生产的蓝牙艺术音箱，为了让您轻松体验产品，我们配备了内容详尽的使用说明，您从中可以获得有关产品的介绍，使用方法等方面的知识，在您使用本机前请先仔细阅读说明书，如果有印刷错误或翻译失误望广大用户谅解。

请您核对购买的产品型号。

产品特性

- 高分子树脂高密度配方制作，一体成型,可以有效减少谐振和回声，让声音更加真实还原
- 外壳材质防潮防腐等级高
- 蓝牙连接无线音乐播放，支持安卓系统、苹果系统、ipad、各种平板电脑、有蓝牙功能的笔记本电脑均能连接
- 英国CSR进口音频芯片
- 8W全频高保真喇叭
- 1800mAh大容量A类锂聚合物电池，中等音量连续音乐播放时间长达8-10小时
- 手工制作，表面或许存在些微差异，属于正常现象

播放音乐操作

本机开机时自动检测识别外接设备，开机后可进入蓝牙模式，也可以选择AUX线直接连接。

指示灯介绍

红色指示灯：充电指示灯。

蓝色指示灯：AUX、蓝牙。播放模式指示灯；低电关机指示灯。

蓝牙无连接空闲状态：蓝灯2S闪一次；

蓝牙手机配对/TWS配对状态：蓝灯快速闪烁；

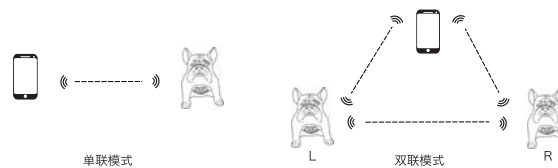
蓝牙连接暂停状态：蓝灯1S间隔慢慢闪；

蓝牙播放状态：蓝灯常亮；

Linein：蓝灯常亮。

操作方法

- 1、带TWS及Linein功能，单按键操作；
- 2、开机：长按电源开关约0.5秒开机，提示音“嘟嘟嘟”升调，开机后会自动回连TWS和最后一次连接的手机。
- 3、新手机蓝牙配对：开机后长按约0.5秒，听到“滴嘟”提示音，蓝灯快速闪烁，手机可以搜索设备名称“Cross Humanity (003)”连接。
- 4、两个音箱TWS配对：关机状态, 长按电源开关约3秒直到“嘟嘟”提示音发出，另一台蓝牙同样操作，两台机器TWS配对过程中5S会间隔发出“嘟”声，稍等“滴”一声表示TWS连接成功，此时两台音箱将同步发出蓝牙/Linein的声音，一个是L声道，一个是R声道。



- 5、播放/暂停/静音：蓝牙音乐时，短按一下开关按键可以播放/暂停音乐，Linein时操作为静音/接触静音
- 6、Linein：开机状态插入Linein会自动进入Linein模式，如果后台有蓝牙音乐则会自动暂停。
- 7、关机：开机状态按住按键约2S提示音“嘟嘟嘟” 降调，自动断开手机和TWS连接并关闭当前音箱。
- 8、自动关机：蓝牙无连接/暂停状态10分钟不活动自动关机
- 9、电量管理：电池电压低于3.3V触发低电报警蓝灯快闪10次，低于3.0V将自动关机。

备注：进入蓝牙模式10秒钟内，蓝牙会自动寻找设备并配对连接，10秒后要通过手动连接。

技术规格

型号：SY16048	
产品名称：法国斗牛犬蓝牙音箱	重量：约2000g
材质：高分子树脂	尺寸：约240x170x225mm
蓝牙版本：CSR 4.2	音频输入：蓝牙、AUX、TWS
无线传输最大距离：10m	输入灵敏度：450±50mV
喇叭输出功率：8W	频率响应：100Hz-18KHz
额定功率：5W	信噪比：≥80dB
输入电源：安卓接口5V 1A	失真度：<1%
充电方式：USB充电线	
充电时间：2h左右	
电池：内置聚合物充电电池1800mAh 3.7V	
扬声器单元：内磁，4Ω 8W	
适用：智能手机、平板电脑或其他支持蓝牙的设备	

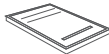
附件说明



USB充电线



3.5mmAUX线
可直接连接电脑、手机、
游戏机等数码音频设备播放



内含：
说明书、服务卡、合格证

包装附件

音箱	1台	说明书	1份
充电线	1条	保修卡	1份
音频线	1条	合格证	1份

注意事项

为了使用者正确使用蓝牙音箱，确保音箱性能良好，请认真阅读并遵守：

- 为了追求外观质感与音质的完美，此产品全程为手工制作，采用一体成型，全密封性组装，不可拆卸。
- 本产品箱体材质为高分子树脂，材料特性属于易碎品，请勿撞击。
- 切勿接触苯、稀释剂等化学药品。
- 请不要靠近强磁场、电场。
- 请避开直射光线或发热器具。
- 切勿自行拆卸、修理、改造。
- 骑车、驾驶汽车及摩托车时，请勿使用播放器及耳机，以免造成危险。
- 切勿以较大音量收听，以免对听力造成不良影响。
- 废弃包装、电池、旧电子产品，请分类妥善处理。

疑问解答

1、Q：开机就自动关机？播放蓝灯一直在快闪后自动关机或重启？

A：1、电池电量不足，请及时充电，建议充电两小时后使用。

2、Q：无法充电？

A：1、请使用本机配送的充电线，并确定被接入的USB接口电压电流正常(为安卓接口5V 1A)。

3、Q：充电红灯不亮或红灯很暗？

A：1、正常。如果电池已充满或电压快满时，充电红灯会不亮或很暗，总之电池电量越低，充电时红灯越亮。

4、Q：喇叭无声音？

A：1、确定在蓝牙/AUX模式下，在播放状态，并调整至适当的音量。

5、Q：AUX无声音？

A：1、请使用本机配送音频线，并选择正确的音频输出接口。

2、外接音源设备音量是否打开。

6、Q: 蓝牙不会自动连接？

A: 1、只有配对过的设备，才会自动连接。

2、如果音箱进入蓝牙10秒以后才打开蓝牙设备，音箱不会自动连接。

7、Q: 蓝牙无声音？

A: 1、请确认蓝牙是否已连接成功。

2、蓝牙设备的音量是否已打开。

8、Q: 无功能或功能错？

A: 1、关机后再开机。

保修手续

产品出现故障时，用户可将故障机和保修卡一同交给原购买处，由经销商转交维修站，维修站将根据故障情况进行维修。

原产品的保修期并不因维修或更换而延长，如果您还需其它帮助，请通过以下方式与我们联系：

公司：广州久景通信设备有限公司

电话：020-37585156

传真：020-37587936

本产品之著作权与商标名称归注册者所有，保修卡中所提供信息可不经事先通知进行修改，深圳市无界人文科技公司对上述信息保留解释权。

为了更好的为您服务，再购买产品后，请认真阅读，填写妥善保管好保修卡。

Contents

Product schematic diagram 12

Function description 12

Product description 13

Product features 13

Operation of playing music 14

Introduction of indicator light 14

Operation method 15

Technical specifications 17

Accessory description 18

Packaging accessories 18

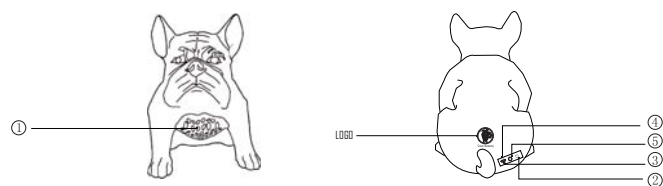
Matters needing attention 19

Questions answered 20

Warranty procedures 22

Product diagram

French bulldog bluetooth artistic speaker



Function description

① Full range speaker(8W) ② On/Off Switch ③ LED indicator ④ USB charge input 5V1A ⑤ AUX input

Product description

Thank you for choosing the Bluetooth artistic speaker produced by Shenzhen Cross Humanity Technology Co.,Ltd. In order to let you experience the product easily, we have a detailed description of the using for the product, you can get the product introduction, the method of using and other information from it. Please read the instructions carefully before you use this product. If there are mistakes in printing or translation, I hope that the majority of users will understand.

Please check the model of the product.

Product features

- Made of polymer resin with high density, modelled directly to reduce resonance and echo, make sound more real and reductive.
- The shell material is high in moisture proof and anticorrosion.
- Bluetooth connected with wireless music to play, it supports Android system, Apple system, iPad, all kinds of tablet computers, and the laptop computer with Bluetooth.
- CSR audio chip imported from British.
- 8W high fidelity horn with full frequency.

- 1800mAh class A lithium polymer battery with high-capacity, and it can play music for 8-10 hours continuously with medium volume
- Made by hand, there may be some small difference on the surface of the product, which is a normal phenomenon.

Operation of playing music

When the machine is opened, it will automatically detect the external devices, then enters the Bluetooth mode, and can also use the AUX line to connect directly.

Introduction of indicator light

Red indicator light: charge indicator light.

Blue indicator light: AUX, Bluetooth. Play mode indicator light; shutdown in lowpower indicator light.

Bluetooth no connection state: blue light 2s flash once.

Bluetooth phone pairing/TWS pairing status: blue light flashes quickly.

Bluetooth connection pause status: blue light 1S interval slow flash.

Bluetooth playback status: blue light is always on.

Linein: Blue light is always on.

Operation method

1. With TWS and Linein function, single button operation
2. Power on: press and hold switch for about 0.5 seconds to turn on, the tone "beeps" will be raised, after turning on, it will automatically connect back to TWS and the last connected mobile phone.
3. Bluetooth matched new phone: Press and hold for about 0.5 seconds after power on, and you hear a "deep-deep" tone, the blue light flashes quickly, and the phone can search for the device name "Cross Humanity (003)" connection.
4. Two speakers TWS pairing: Off Press and hold the power on button, turn on and continue to hold for about 3 seconds until the "beep" tone sounds. The other Bluetooth device operates in the same way. During the two-machine TWS pairing process, the 5S will beep at intervals, waiting for a "drip" to indicate a successful TWS connection. At this time, two speakers will synchronously issue the sound of Bluetooth/Linein. One is the L channel and the other is the R channel.



5. Play/Pause/Mute: When pressing Bluetooth, a short press of the switch button can play/pause the music, and when Linein operates as mute/contact mute
 6. Linein: Inserting Linein at startup will automatically enter Linein mode. If there is Bluetooth music in the background, it will automatically pause.
 7. Shutdown: Power on Press and hold the button for about 2 seconds tones “beeps” to lower the level, automatically disconnect the phone and TWS and close the current speaker.
 8. Auto-shutdown: Bluetooth no connection/pause status 10 minutes inactive Auto-shutdown.
 9. Power Management: The battery voltage is lower than 3.3V trigger low power alarm blue light flash 10 times, below 3.0V will automatically shut down
- Notes: Within 10 seconds after entering the Bluetooth mode, it will automatically search the device and connect, and after 60 seconds, it will be connected manually.

Technical specifications

Model: SY16048

Product name: skull bluetooth speaker

Material: high polymer resin

Buletooth version: CSR 4. 2

Transmission range: 10m

Speaker output power: 8W

Rated power: 5W

Input power: android 5V 1A

Charging: USB charge cable

Charge time: About 2h

Battery: built-in polymer rechargeable battery 1800mAh 3.7V

Loudspeaker unit: magnetism inside, 4Ω8W

Application: cellphone,tablet,laptop or other device support Buletooth

Net weight: About 2000g

Overall dimension: About 240x170x225mm

Audio input: Buletooth/AUX/TWS


Input sensitivity: 450±50mV


Frequency response: 100Hz-18KHz

SNR: ≥80dBA


Distortion degree: <1%

Accessory description

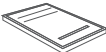




USB charge input



3.5mmAUX input
Can connect computer/smart
phone/game console or other
digital audio equipment directly



Including:
User manual
Service card
Certification

Packaging accessories

Bulldog speaker:	(1)	User manual:	(1)
USB charge cable:	(1)	Service card:	(1)
3.5mm AUX cable:	(1)	Certification:	(1)

Matters needing attention

In order to make the user use the speaker correctly and ensure high performance of the speaker, please read and observe carefully.

- In pursuit of the perfect sense of appearance and sound quality, the whole process is made by hand, modelled directly, fully sealed and not detachable.
- The material of the box of this product is high polymer resin, the material property belongs to fragile product, please do not impact.
- Do not touch the benzene, diluent and other chemicals.
- Please don't get close to the strong magnetic field and the electric field.
- Please avoid direct light or heating appliances.
- Do not dismantle, repair and remould by yourself
- When riding, driving cars and motorcycles, please do not use the player and headset so as not to cause danger.
- Do not listen at a large volume, so as not to have a bad effect on hearing.
- Please sort properly to deal with discarded packaging, batteries and old electronic products.

Questions answered

1.Q: Shut up automatically after starting up? The playing blue light has been automatically switched off or restarted after the flash?

A: 1. Battery power is not enough, please charge it in time. It is recommended to use it after two hours.

2.Q: Unable to charge?

A: 1. Please use the charging line provided by this machine and make sure that the voltage electric current of the connected USB interface is normal (is the Android interface 5V 1A).

3.Q: Charging red light does not light or it is very dark?

A: 1. Normal. If the battery voltage is full, the charging red light will not light or be dark, in short, the lower of the battery power, the lighter the red light will be when charging.

4.Q: Trumpet has no sound?

A: 1. Be sure to be in the Bluetooth / AUX mode, and adjust to the appropriate volume in the playing state.

5.Q: AUX has no sound?

A: 1. Please use the audio line provided by the machine and select the correct audio output interface.

2. Is the volume of the external sound source opened?

6.Q: Bluetooth can't connect automatically?

A: 1. Only the equipment which has been matched can connect automatically.

2.If the the Bluetooth device is opened after 10 seconds when sound box enters Bluetooth, so the sound box will not connect automatically.

7.Q: Bluetooth has no sound?

A: 1. Please make sure that Bluetooth has been successfully connected.

2. Whether the volume of the Bluetooth device has been opened.

8.Q: No function or the function is mistake?

A: 1. Turn off the machine then turn on it.

Warranty procedures

When the product breaks down, the user can deliver the fault machine and warranty card to the original purchase department, and the distributor will transfer it to the repair station. The repair station will repair according to the failure condition.

The warranty period of the original product is not extended by maintenance or replacement. If you still need other help, please contact us in the following ways:

Company: Guangzhou Long-View Communication Equipment Co., Ltd.

TEL: 020-37585156 FAX: 020-37587936

The copyright and the name of the trademark of this product belong to the registrar. The information provided in the warranty card can be modified without prior notice. Shenzhen Cross Humanity Technology Co.,Ltd. reserves the right to interpret the above information

In order to better serve you, please read and fill in carefully, and keep the warranty card properly after purchasing the product.

联系方式 CONTACT



微信公众号
WeChat



网站二维码
Web

官方电话 (TEL): 0755-89902071
售后服务电话 (TEL): 020-37585156
邮箱 (E-mail): info@crosshumanity.com
官网 (Web): www.crosshumanity.com
地址: 深圳市龙岗五联村连心路145号

Address: No.145, Lianxin Road, Wulian Village, Longgang District, Shenzhen, Guangdong
邮编 (Postcode): 518116





CROSS HUMANITY
Handmade

CROSS HUMANITY所有产品受专利和商标法的保护

All the products of CROSS HUMANITY are protected by patent and trademark law

版权所有 仿冒必究

All Rights Reserved



FCC Warning Statement

Changes or modifications not expressly approved by the party responsible for compliance could void the user's authority to operate the equipment. This equipment has been tested and found to comply with the limits for a Class B digital device, pursuant to Part 15 of the FCC Rules. These limits are designed to provide reasonable protection against harmful interference in a residential installation. This equipment generates uses and can radiate radio frequency energy and, if not installed and used in accordance with the instructions, may cause harmful interference to radio communications. However, there is no guarantee that interference will not occur in a particular installation. If this equipment does cause harmful interference to radio or television reception, which can be determined by turning the equipment off and on, the user is encouraged to try to correct the interference by one or more of the following measures:

- - Reorient or relocate the receiving antenna.
- - Increase the separation between the equipment and receiver.
- - Connect the equipment into an outlet on a circuit different from that to which the receiver is connected.
- - Consult the dealer or an experienced radio/TV technician for help.

This device complies with part 15 of the FCC Rules. Operation is subject to the following two conditions: (1) This device may not cause harmful interference, and

(2) this device must accept any interference received, including interference that may cause undesired operation.