



Test Setup Photos



Frequency range :9KHz–30MHz

Polarization : Parallel




Frequency range :9KHz–30MHz

Polarization : Perpendicular

Setup Photos


Reference Test Report No:
IN2311L3 001/IN23LG3K 001/IN23ULAF 001

Seite 2 von 7
Page 2 of 7



Frequency range :30MHz–200MHz

Polarization : Vertical




Frequency range : 30MHz–200MHz

Polarization : Horizontal

Setup Photos


Reference Test Report No:
IN2311L3 001/IN23LG3K 001/IN23ULAF 001

Seite 3 von 7
Page 3 of 7



Frequency range :200MHz–1GHz

Polarization : Vertical




Frequency range :200MHz–1GHz

Polarization : Horizontal

Setup Photos


**Reference Test Report No:
IN2311L3 001/IN23LG3K 001/IN23ULAF 001**

Seite 4 von 7
Page 4 of 7



Frequency range :1GHz-18GHz

Polarization : Vertical



Frequency range :1GHz-18GHz

Polarization : Horizontal

Setup Photos


**Reference Test Report No:
IN23I1L3 001/IN23LG3K 001/IN23ULAF 001**

**Seite 5 von 7
Page 5 of 7**



Frequency range :18GHz-40GHz

Polarization : Vertical



Frequency range :18GHz-40GHz

Polarization : Horizontal

Setup Photos

**Reference Test Report No:
IN23I1L3 001/IN23LG3K 001/IN23ULAF 001**

Seite 6 von 7
Page 6 of 7



DUT Closeup Photo



Conducted AC Power line Setup

Setup Photos

**Reference Test Report No:
IN2311L3 001/IN23LG3K 001/IN23ULAF 001**

Seite 7 von 7
Page 7 of 7



Frequency Stability Test Setup



Conducted Test Setup