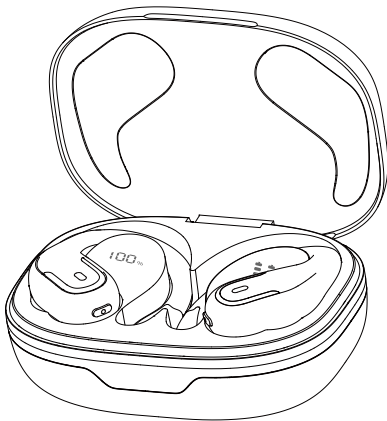



# **BX27 stereo wireless noise-cancelling earbuds**

## **Information to User**



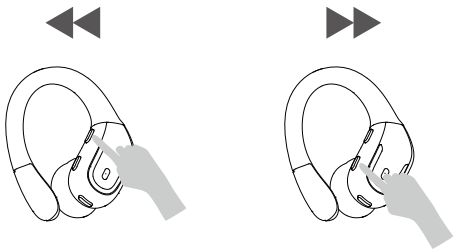
## Operating instructions

- Click the headphone function button: play/pause
- Click on the function button: answer/hang up call.
- Press and hold the function button for 2 seconds: Call status: Reject call
- Press and hold the function button for 2 seconds: power on
- Press and hold the function button for 5 seconds: power off
-  Double click on the function button to launch the voice assistant



The power delivered by the charger must be between min [2.5] Watts required by the radio equipment, and max [5.5] Watts in order to achieve the maximum charging speed.

- R L** Click "+" to increase the volume, click "-" to decrease the volume
- R L** Long press "+" is the change song, long press "-" is the previous song



## Charging Contacts

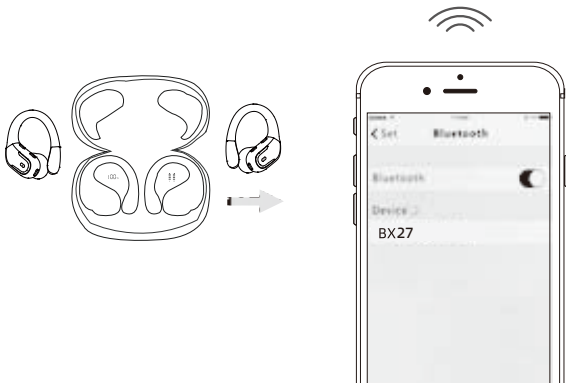


Wipe and dry charging contacts if earbuds can't be charge.

## First time pairing use

① Take both earbuds out of the charging case at the same time, keep the left and right headphones within 5cm of each other, wait 5 seconds for the two headphones to pair, then turn on your phone's Wireless and click [BX27] to pair with your phone for the first time, connect successfully and you can use it.

② If you encounter any problems with the earbuds (e.g, different volume on left and right earbuds, left or right ear sound out of sync, one of the headsets does not work), you can unpair the headset with your phone, and then repeat the steps to reconnect it for use.



## Warning:

Changes or modifications to this unit not expressly approved by the party responsible for compliance could void the user's authority to operate the equipment.

### NOTE:

This device complies with part 15 of the FCC Rules. Operation is subject to the following two conditions: (1) This device may not cause harmful interference, and (2) this device must accept any interference received, including interference that may cause undesired operation.

### FCC Statement:

This equipment has been tested and found to comply with the limits for a Class B digital device, pursuant to part 15 of the FCC Rules. These limits are designed to provide reasonable protection against harmful interference in a residential installation. This equipment generates, uses and can radiate radio frequency energy and, if not installed and used in accordance with the instructions, may cause harmful interference to radio communications. However, there is no guarantee that interference will not occur in a particular installation. If this equipment does cause harmful interference to radio or television reception, which can be determined by turning the equipment off and on, the user is encouraged to try to correct the interference by one or more of the following measures:

- Reorient or relocate the receiving antenna.
- Increase the separation between the equipment and receiver.
- Connect the equipment into an outlet on a circuit different from that to which the receiver is connected.
- Consult the dealer or an experienced radio/TV technician for help.