

FCC Part15C & 15E Test Setup Photo


Description: Front View of Conducted Emission Test Setup



Description: Back View of Conducted Emission Test Setup




Description: Radiated Spurious Emission Test Setup for below 1GHz



Description: Radiated Spurious Emission Test Setup above 1GHz




Description: DFS Test Setup



SAR Test Setup Photograph

Description: Forehead position with 10mm gap



Description: Antenna to frame edge distance: 8mm

