







## TEST SET-UP PHOTOS

Test set-up for EMC emissions measurements of In:xtnd MA 2.5






AC adaptor used during test of In:xtnd MA 2.5



AC adaptor used during test of In:xtnd MA 2.5



AC adaptor used during test of In:xtnd MA 2.5



Copper Ethernet Transceiver used during test of In:xtnd MA 2.5