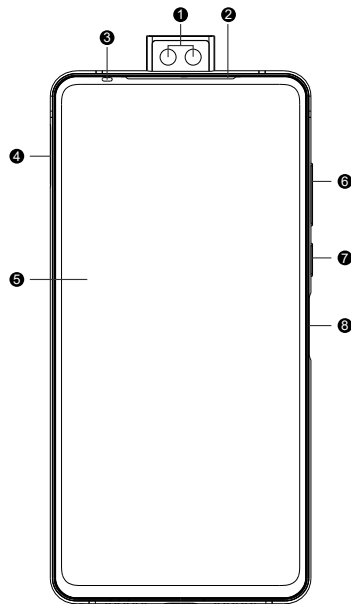
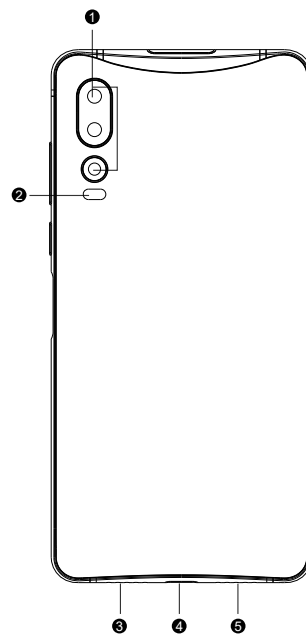


Product appearance

Hold the power button for a few seconds to turn on the product



- 1 Front dual camera
- 2 Receiver
- 3 Ambient light & proximity sensor
- 4 Sim card tray
- 5 Touch screen
- 6 Volume key
- 7 Power key
- 8 Fingerprint



- 1 Rear triple camera
- 2 Flash light
- 3 Speaker
- 4 USB jack
- 5 Microphone

Install SIM cards

This product only applies to Nano-SIM and Nano-SIM(Micro SD). Insert non-standard card may cause damage to the SIM card slot.



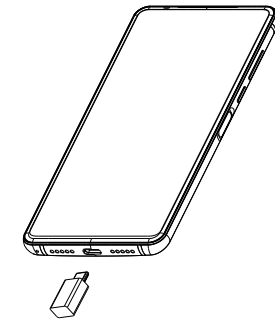
Please turn off your phone before you insert the card. When you insert the card, please pay attention to the gap direction and keep the card balanced.

If the Nano card and the Micro SD card share the same card slot, the slot is compatible with two cards, but the two cards cannot be placed at the same time.

Please use the SIM card tray remover eject pin carefully to prevent injury to the fingers or damage the phone. Please put the PIN needle on somewhere children can't reach so as to prevent the children from accidentally swallowing or stabbing themselves.

Charge the battery

Please charge at the first time using this product.

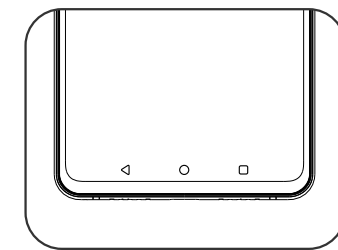


Notice:
When charging, the charger should remain close to the power outlet.

Navigation key

Use the navigation key at the bottom of the screen to operate the device.

- ◀ BACK: Returns to the last page
- HOME: Returns to the home page
- MENU: Opens the recent used apps page



WINGS MOBILE TELECOM S.L.

Address: C/BEETHOVEN 15, PISO 4, BARCELONA (ESPAÑA).
Email: atencionalcliente@wingsmobile.es

This manual is for reference only, the specific function and product images may be different from the physical and subtle, please prevail in kind.



For more information, please scan the QR code.



<https://wingsmobile.net>

Safety Precautions:

Do not place the phone and battery near or inside the heating device, cooking equipment or high pressure vessel (such as microwave oven, induction cooker, electric oven, electric heater, pressure cooker, water heater, gas stove and etc.), to prevent the battery overheating explosion.

Please use original chargers, cables and batteries. Using non-original chargers, cables or batteries without manufacturer's certification may cause electric shock, fire, explosion, or other hazards.

To avoid squeezing the device

Do not place heavy objects on the device or squeeze the device vigorously to avoid damage to the device or cause distortion of the touch screen. At the same time, please do not put the device in the pocket for a long time.

The thermal phenomenon of device after long use
The device may become hot when it is used for a long time, such as a long call, battery charging or browse the web. This is a normal phenomenon, not the failure of the device, please do not worry.

Notice:

Access to the Internet, send and receive messages, upload and download, automate synchronization, use certain applications or location-based services may incur additional costs. To avoid additional costs, please contact the service provider and select the appropriate service.

Product Specification

Product Model	Wings Mobile W6	
Size	153.3*74.9*10.25mm	
Band Details	GSM	GSM 900/1800
	WCDMA	B2/B4/B5
	LTE	B4/B5/B7/B41
Battery	Typ:3250mAh	
CPU	MT6771T(P70)	
Camera	Front:16MP+2MP Rear:16MP+5MP+2MP	
Display	6.26" FHD+	

FCC compliance statement
This device complies with part 15 of the FCC Rules. Operation is subject to the following two conditions:
(1) This device may not cause harmful interference, and
(2) this device must accept any interference received, including interference that may cause undesired operation.
Note: This equipment has been tested and found to comply with the limits for a Class B digital device, pursuant to part 15 of the FCC Rules. These limits are designed to provide reasonable protection against harmful interference in a residential installation. This equipment generates, uses, and can radiate radio frequency energy and, if not installed and used in accordance with the instructions, may cause harmful interference to radio communications. However, there is no guarantee that interference will not occur in a particular installation. If interference does occur, harmful interference to radio or television reception, which can be determined by turning the equipment off and on, the user is encouraged to try to correct the interference by one or more of the following measures:
• Reorient or relocate the receiving antenna.
• Increase the separation between the equipment and receiver.
• Connect the equipment to an outlet on a circuit different from that to which the receiver is connected.
• Consult the dealer or an experienced radio/TV technician for help.
Important: Changes or modifications to this product not authorized by Wings Mobile Telecom S.L. could void the electromagnetic compatibility (EMC) and wireless compliance and negate your authority to operate the product.
This product has demonstrated EMC compliance under conditions that included the use of compliant peripheral devices and shielded cables between system components. It is important that you use compliant peripheral devices and shielded cables between system components to reduce the possibility of causing interference to radios, televisions, and other electronic devices.
SAR Statement:
This device meets the government's requirements for exposure to radio waves. The guidelines are based on standards that were developed by independent scientific organizations through periodic and thorough evaluation of scientific studies. The standards include a substantial safety margin designed to ensure the safety of all persons regardless of age or health.
FCC RF Exposure Information and Statement of FCC Compliance: FCC (47 CFR) 1.1307(a) assigned the maximum per-allowed exposure (MPE) for FCC Part 15.247(b)(2) (SAR) for this device. This device was tested for SAR only when operated with the back of the handset held 10cm from the body. To maintain compliance with FCC RF exposure requirements, use accessories that maintain a 10cm separation distance between the user's body and the back of the handset. The use of both side holders and similar accessories should not contain metallic components in its assembly. The use of accessories that do not satisfy these requirements may not comply with FCC RF exposure requirements, and should be avoided.
Body-worn Operation:
This device may operate in "body-worn operation". To comply with FCC exposure requirements, a minimum separation distance of 10cm must be maintained between the user's body and the handset, including the antenna. This only applies when the device is used in "body-worn operation". The device should not contain any metallic components. Body-worn accessories that do not meet these requirements may not comply with FCC exposure requirements and should be avoided. Use only the handset or an approved antenna.

Wings
mobile

W6

Quick Start Guide

Please read the instructions before installing or using the product, and kindly keep it

135.00 mm

68.00 mm