




ROBOSEN.COM
© 2022 Robosen Robotics, Inc. All Rights Reserved.

TRANSFORMERS and all related characters are trademarks of Hasbro and are used with permission. © 2022 Hasbro.
All Rights Reserved. Licensed by Hasbro.



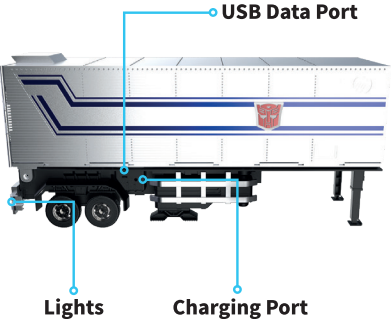
G1
84

robosen
OPTIMUS PRIME
TRAILER KIT
ELITE









USER MANUAL

Product Specification



Product Specification

Dimensions	19.4 in. × 6.1 in. × 9in.
Weight	3.08kg(108.6oz)
Material	Aluminum Alloy Frame, ABS + PC shell
Servo motor	18
Wireless Connection	Bluetooth Low Energy (BLE) 5.0
Control Method	Mobile App
External Ports	DC Charging Port, USB data cable
Battery Capacity	Li-polymer 11.1V 2600mAh
Adapter	Input 100V-240V~50/60Hz 1A, Output DC 12.6V 2A

-  Roller and Spike Witwicky
-  Trailer
-  QuickStart Guide
-  User Manual
-  Power Adapter
-  Data Cable

Features Introduction



POWER ON

Take out the robot and place it on smooth flat surface(do not place on carpet).

Press and hold the power button until the music starts (about 5 seconds).



CHARGING

The indicator light of the power adapter changes from red to green when the robot is fully charged.

Features Introduction



INSTALL MOBILE APP

Search for “Robosen Elite Optimus Prime” in the App Store (for Apple devices) or

Google Play (for Android devices), then download and install.



Features Introduction



CONTROL VIA THE APP

Ensure your mobile Bluetooth settings are on.

Turn on the Trailer.

Open the device app, then tap connection icon located on the main page. An icon with your Trailer' s unique serial number will appear, example: "OP-0000". Tap on "OP-0000" icon.

Have fun controlling the Trailer via the app.



POWER OFF

Press and hold the power button until the trailer playing music.

If connected via the App, tap the connection icon located on the top-right corner of the main page, tap the "Shutdown" icon.

Troubleshooting



Q: Why is the Trailer malfunctioning?

- Turn off and restart the Trailer.
- Ensure the Trailer is fully charged.
- Check the website for video tutorials on troubleshooting issues.
- Contact customer service for additional help .



Q: Why is the Trailer unresponsive when i use voice command?

- Check the Blue tooth connection.
- Ensure the Trailer is disconnected from the App .
- Use the preset Voice Commands to control your Trailer.
- Ensure you are in a quiet setting with minimal background noise.



Q: Why can' t the Trailer keep its balance when it is walking or doing other actions?

- Ensure the robot is on a smooth flat surface, Robosen Optimus Prime will not function properly on an uneven or bumpy surface.

Troubleshooting

?

Q: The Trailer does not power on?

- Ensure the Trailer is fully charged. Charge the Trailer fully and power on.
- Press and hold the power button until the Trailer until the music starts.

?

Q: App cannot connect to the Trailer?

- Ensure the robot is fully charged and turned on.
- Ensure Bluetooth is enabled on your smart phone/tablet.
- Ensure your device permissions are enabled for the Trailer on your device.
- Ensure only one device is connected to the Trailer. Disconnect the Trailer from any other smart phone/tablet you are not using.

?

Q: The Trailer still shows low battery after charging for a long time?

- Ensure both ends of the charging cable are properly plugged in.

Warnings



WATCH YOUR FINGERS

Do NOT touch the product while it is converting or moving.
Do NOT forcibly remove or lift the head of the product.



FLAMMABLE

Do NOT open, crush, or expose the product to heat above 35°C.
Do NOT incinerate the battery.



WARNING: CHOKING HAZARD
SMALL PARTS. NOT FOR CHILDREN UNDER 3 YRS.

FCC Requirement

Any Changes or modifications not expressly approved by the party responsible for compliance could void the user's authority to operate the equipment.

This device complies with part 15 of the FCC Rules. Operation is subject to the following two conditions:

(1) This device may not cause harmful interference, and

(2) this device must accept any interference received, including interference that may cause undesired operation.

Note: This equipment has been tested and found to comply with the limits for a Class B digital device, pursuant to part 15 of the FCC Rules. These limits are designed to provide reasonable protection against harmful interference in a residential installation. This equipment generates uses and can radiate radio frequency energy and, if not installed and used in accordance with the instructions, may cause harmful interference to radio communications. However, there is no guarantee that interference will not occur in a particular installation. If this equipment does cause harmful interference to radio or television reception, which can be determined by turning the equipment off and on, the user is encouraged to try to correct the interference by one or more of the following measures:

-Reorient or relocate the receiving antenna.

-Increase the separation between the equipment and receiver.

-Connect the equipment into an outlet on a circuit different from that to which the receiver is connected.

-Consult the dealer or an experienced radio/TV technician for help.

This transmitter must not be co-located or operating in conjunction with any other antenna or transmitter.

This device complies with FCC radiation exposure limits set forth for an uncontrolled environment. This device should be installed and operated with minimum distance 20cm between the radiator & your body.

Disclaimer

PRODUCT AND LIMITED WARRANTY INFORMATION GUIDE

This guide contains safety, handling, disposal, recycling, and regulatory information as well as the limited warranty for the machine. Read all safety information and operating instructions before using the machine to avoid harm or injury. Visit www.robosen.com for a downloadable version.

IMPORTANT SAFETY AND HANDLING INFORMATION

Read the following warning before you or your child play with the machine. Failing to do so may cause injury.

CAUTION

a)To reduce the risk of damage or injury, do not attempt to remove the machine's shell.

b)Please refer all non-routine servicing questions to Robosen Robotics Inc.

c)No user-serviceable parts are contained inside.

CALIFORNIA PROPOSITION 65 WARNING: THIS PRODUCT CONTAINS CHEMICALS KNOWN TO THE STATE OF CALIFORNIA TO CAUSE CANCER AND BIRTH DEFECTS OR OTHER REPRODUCTIVE HARM.

GENERAL

- Read all safety and operating instructions before operating machine.

- Retain the safety and operating instructions for future reference.

- Follow all operating and usage instructions.

- Do not attempt to service machine yourself. Refer all non-routine servicing to Robosen.

SEIZURE, BLACKOUTS AND EYESTRAIN

A small percentage of people may be susceptible to blackouts seizures (even if they have never had one before) when exposed to flashing light patterns such as when playing games or watching video. If you have experienced seizures or blackouts or have a family history of such occurrences, you should consult a physician before playing video games or watching videos. Discontinue use of machine and your smart device controller and consult a physician if you experience headaches, blackouts, seizures, convulsion, eye or muscle twitching, loss of awareness, involuntary movement, or disorientation. To reduce risk of headaches, blackouts, seizures, and eyestrain, you could avoid prolonged use, hold your smart device controller some distance from your eyes, use machine in a well-lit room, and take frequent breaks You should.

KEEPING MACHINE WITHIN ACCEPTABLE TEMPERATURES

Operate and store machine in a place where the temperature is between 0 and 35C (32 to 95F). Low or high-temperature conditions might temporarily shorten battery life or cause machine to temporarily stop working properly. Avoid dramatic changes in temperature or humidity when using machine, as condensation may form on or within machine. Don't leave machine in your car, because temperatures in parked cars can exceed this range. When you're using machine or charging the battery, it is normal for machine to get warm.

MAINTENANCE AND USE

Never:

- Abuse, throw, drop, puncture, violently kick or step on machine. Forcibly move the product or its parts. This can damage the robot and compromise its safe operation.
- Operate machine on elevated surfaces (shelves, desks) where it can drop or fall. This can damage the robot and compromise its safe operation.
- Operate machine in dangerous, hazardous or public areas where use is not permitted (high voltage power lines, train stations, airports, trains). Check whether use of machine is permitted before using it in public areas or public transport.
- Exceed one hour of continuous use. This can cause premature degradation of the product's lifespan.

ALWAYS

- Keep machine in sight at all times when operating it to avoid injuries or damage to people, animals or property.
- Ensure that no one is standing nearer than 1 yard (0.91 meter) from machine when in operation and that you keep a safe distance between the product and people, animals and property.
- Use the machine on smooth and flat surfaces
- Periodically examine machine for potential hazards such as cracked, damaged or otherwise broken parts. In the event of such damage, do not use machine until it can be replaced or repaired.

BATTERY WARNING

- Lithium ion cells and batteries are extremely hazardous and liable to cause serious injuries to persons or property. The user accepts liability for the use of a Lithium Polymer battery. As the manufacturer and the distributor cannot ensure the battery is used correctly (charging, discharging, storage, etc.), they cannot be held liable for damages caused to persons or property.
- In the event of battery leakage, avoid the liquid coming into contact with skin and eyes. In case of contact with the skin, wash copiously with soap and water. In case of contact with the eyes, rinse copiously with cold water and consult a doctor. If you notice a suspicious smell or noise or observe smoke around the charger, disconnect it immediately.
- Non-compliance with the instructions below could result in gas given off, fire, electric shock or an explosion.

CHARGING

- Examine the charger regularly for damage to the cord, plug, enclosure or other parts.
- The toy shall only be used with a transformer for toys.
- Never use a damaged charger or power adapter or third party charging accessories. Use only the supplied charging accessories provided. If misused, the charging system can cause electrical shock.
- Never charge a leaky battery or one that has been damaged. Do not use the supplied charger/cables to charge any other device.
- Do not charge the battery near flammable materials or on a flammable surface (carpet, wooden flooring, wooden furniture, etc.) or conducting surface. Do not leave machine unattended during charging.
- Never charge the device immediately after use while it is still hot. Let it cool down to room temperature.
- Batteries are only to be charged under adult supervision.
- Do not cover your product or its charger while the battery is charging. Recharge the battery at a temperature between 0 and 35C (32 to 95F). The AC/ DC adapter is not a toy and are recommended to be operated by adults.

USE AND STORAGE

- Do not use machine if its cover has been broken and the battery's plastic cover has been cracked or compromised in any way.
- Do not expose the battery to excessive physical shock.
- Do not expose machine and its battery to heat or dispose of a fire.
- Do not put the battery in a microwave oven or in a pressurized container.
- Do not attempt to dismantle, pierce, distort or cut the battery and do not attempt to repair the battery.
- Do not place any heavy objects on machine, the battery or charger.
- Do not clean the charger with a solvent, denatured alcohol or other flammable solvents. When cleaning, be sure to unplug the adapter and charger.
- It is essential to avoid short circuits. Avoid direct contact with the electrolyte contained within the battery. The electrolyte and electrolysis vapors are harmful to health.
- Do not subject machine and its battery to large temperature variations. Do not place your machine near a source of heat.
- Disconnect the charger when you are not charging the battery.

BATTERY DISPOSAL

Machine and its batteries put into your general household waste can be harmful to the environment. Damaged or unusable batteries must be disposed of in a container specially reserved for this purpose. When disposing of the battery, follow appropriate local guidelines and regulations. For further information contact your local solid waste authority.

Warranty

LIMITED WARRANTY TO ORIGINAL PURCHASER

- This machine product, as supplied and distributed by Robosen Robotics Inc., and delivered new, in the original carton to the original customer purchaser, is warranted by Robosen Robotics Inc. against manufacturing defects in materials and workmanship for a period of 1 year.
- Robosen will repair or replace this product, at our option and at no charge with new or reconditioned parts, if found to be defective during the limited warranty period specified above.

PRODUCT REGISTRATION

Register your product at robosen.com.

IF A DEFECT ARISES

- Please contact us at supportusa@robosen.com to be provided with a Return Material Authorization Request (RMA) number.
- Provide this number with your package when shipping. We do not accept returns without the RMA number. Purchaser is responsible for all shipping costs.

SOFTWARE LICENSE

Use of machine is subject to the machine Software License Agreement.

EXCLUSIONS AND LIMITATIONS

This warranty covers the normal and intended use of machine. It applies only to the hardware product “machine” manufactured by Robosen Robotics Inc. The Limited Warranty does not apply to any non-Robosen hardware product or any software, even if packaged or sold with the machine hardware product. Refer to the software license agreement accompanying the software for details of your rights with respect to its use. Robosen does not warrant that the operation of machine will be uninterrupted or error-free. Robosen is not responsible for damage arising from failure to follow instructions relating to machine’s use.

This warranty does not apply to:

- a) Consumable parts, such as batteries, or protective coatings designed to diminish over time unless failure has occurred due to a defect in materials or workmanship;
- b) Damage caused by use with non-machine products; cosmetic damage;
- c) Damage caused by accidents, misuse, abuse, neglect, misapplication, fire, water, lightning or other acts of nature; incorrect electrical line voltage, fluctuations or surges; damage caused by improper installation; product alteration or modification; improper or unauthorized repair; exterior finish or cosmetic damage;
- d) Damage caused by operating machine outside the intended uses described by Robosen;
- e) Defects caused by normal wear and tear or otherwise due to the normal aging of the machine product.

THERE ARE NO EXPRESS WARRANTIES OTHER THAN THOSE LISTED AND DESCRIBED ABOVE, AND NO WARRANTIES WHETHER EXPRESS OR IMPLIED, INCLUDING, BUT NOT LIMITED TO, ANY IMPLIED WARRANTIES OF MERCHANT-ABILITY OR FITNESS FOR A PARTICULAR PURPOSE AND WARRANTIES AGAINST HIDDEN OR LATENT DEFECTS, SHALL APPLY AFTER THE EXPRESS WARRANTY PERIOD STAT ABOVE, AND NO OTHER EXPRESS WARRANTY OR GUARANTEE GIVEN BY ANY PERSON, FIRM OR CORPORATION WITH RESPECT TO THIS PRODUCT SHALL BE BINDING ON ROBOSEN.

EXCEPT AS PROVIDED IN THIS WARRANTY AND TO THE MAXIMUM EXTENT PERMITTED BY LAW, ROBOSEN IS NOT RESPONSIBLE FOR LOSS OF REVENUE OR PROFITS, FAILURE TO REALIZE SAVINGS OR OTHER BENEFITS, LOSS OF OPPORTUNITY, LOSS OF GOODWILL, LOSS OF REPUTATION, LOSS OF, DAMAGE TO, COMPROMISE OR CORRUPTION OF DATA, OR ANY OTHER SPECIAL, INCIDENTAL OR CONSEQUENTIAL DAMAGES CAUSED BY THE USE, MISUSE OR INABILITY TO USE THIS PRODUCT, OR ANY BREACH OF ANY WARRANTY OR CONDITION REGARDLESS OF THE LEGAL THEORY ON WHICH THE CLAIM IS BASED, AND EVEN IF ROBOSEN HAS BEEN ADVISED OF THE POSSIBILITY OF SUCH DAMAGES. NOR SHALL RECOVERY OF ANY KIND AGAINST ROBOSEN BE GREATER IN AMOUNT THAN THE PURCHASE PRICE OF MACHINE. WITHOUT LIMITING THE FOREGOING, PURCHASER ASSUMES ALL RISK AND LIABILITY FOR LOSS, DAMAGE OR INJURY TO PURCHASER AND PURCHASER’S PROPERTY AND TO OTHERS AND THEIR PROPERTY ARISING OUT OF THE USE, MISUSE OR INABILITY TO USE THIS PRODUCT SOLD BY ROBOSEN NOT CAUSED DIRECTLY BY THE GROSS NEGLIGENCE OF ROBOSEN. THIS LIMITED WARRANTY SHALL NOT EXTEND TO ANYONE OTHER THAN THE ORIGINAL PURCHASER OF THIS PRODUCT, IS NONTRANSFERABLE AND STATES YOUR EXCLUSIVE REMEDY.

Some states do not allow limitations on how long an implied warranty lasts, or the exclusion or limitation of incidental or consequential damages, so the above limitations or exclusions may not apply to you. This warranty gives you specific legal rights and you may also have other rights, which vary from state to state.

GOVERNING LAW AND ARBITRATION

This Limited Warranty shall be governed by the laws of the State of California without giving effect to any conflict of laws principles that may provide the application of the law of another jurisdiction through binding non-appearance-based arbitration. The arbitration shall be initiated through an established alternative dispute resolution provider mutually agreed upon by the parties. The alternative dispute resolution provider and the parties must comply with the following rules:

- a) The arbitration shall be conducted by telephone, online and/or be solely based on written submissions, the specific manner shall be chosen by the party initiating the arbitration;
- b) The arbitration shall not involve any personal appearance by the parties or witnesses unless otherwise mutually agreed by the parties;
- c) Any judgment on the award rendered by the arbitrator may be entered in any court of competent jurisdiction. If the foregoing arbitration clause does not apply for any reasons, you agree to submit to the personal jurisdiction of the state courts located within LA County, California and the federal courts in Los Angeles, California for the purpose of litigating all such claims or disputes, which courts shall have exclusive jurisdiction of such claims or disputes. Notwithstanding the foregoing, Robosen may seek injunctive or other equitable relief to protect its intellectual property rights in any court of competent jurisdiction.

CHANGES TO THIS PRODUCT INFORMATION GUIDE

The explanations and specifications in this guide are given for information only and may be modified at any time without prior notice. The latest version of this guide will be available from our website at www.robosen.com. The explanations and specifications contained in this guide are correct at the time of printing. Robosen reserves the right to amend or improve the product design or user guide without any restrictions and without any obligation to notify users. As part of our ongoing effort to upgrade and improve our products, the product that you have purchased may therefore differ slightly from the model described in this guide.

END OF LIFE PRODUCT DISPOSAL

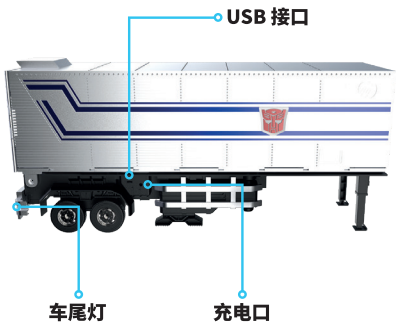
At the end of this product's life, please do not dispose of this product in your general household waste. Instead, in order to prevent possible harm to the environment or human health from uncontrolled waste disposal, please dispose of this product separately in accordance with your local laws and regulations. For more information on the separate collection systems for waste electrical and electronic equipment that are available for consumers, near your home, free of charge, please contact your local municipality authority.

You can also contact the retailer from which you purchased your machine; they might have put in place recycling services or he may be part of a specific recycling program. This product will be then treated in an environmentally sound manner at a licensed recycling plant and its components will be recovered, recycled or reused in the most efficient manner, in compliance with the requirements of the Directive on Waste Electrical and Electronic Equipment (2002/96/EC) of 27 January 2003 (as subsequently amended or replaced).

IMPORTANT


ANY CHANGES OR MODIFICATIONS NOT EXPRESSLY APPROVED BY THE PARTY RESPONSIBLE FOR COMPLIANCE COULD VOID THE USER' S
AUTHORITY TO OPERATE THIS EQUIPMENT.

快速入门指引



产品规格


产品尺寸	19.4 in.×6.1 in. ×9in.
产品重量	3.08kg(108.6oz)
产品材质	铝合金框架、ABS+PC外壳
伺服舵机	18
通讯方式	BLE蓝牙5.0
控制方式	手机App
外围接口	DC充电接口, USB数据线接口
电池容量	2600mAh 聚合物锂电池
电源适配器	输入100V-240V~50/60Hz 1A, 输出DC 12.6V 2A


 小滚珠
斯派克·威特维奇

 精英版车型

 快速使用说明

 说明书

 电源适配器

 数据线

快速入门指引



开机

- 从包装盒中小心地取出机器, 置于平整的桌面;
- 按住车头顶部电源按键, 直到机器播放一段音乐说明开机成功。



充电

- 将电源适配器的一端连接到机器上, 另一端连接到电源插座。电源适配器的指示灯变为红色;
- 当机器充满电后, 电源适配器的指示灯由红色变为绿色。

快速入门指引



安装手机应用

- 在App Store (苹果用户) 或者在各大安卓应用市场 (安卓用户) 中搜索“乐森精英版擎天柱”下载并安装手机应用。



快速入门指引



通过App连接机器

- 开启手机蓝牙；
- 启动机器；
- 打开App主程序，点击主界面中连接图标；
- 一个带有您的机器唯一序列号图标将会出现，例如：“OP-0000”，点击“OP-0000”图标；
- 现可通过App操控机器获得无穷的乐趣。



关机

- 长按机器的电源键直至机器播放一段音乐即可关闭机器电源；
- 或者在App连接状态下，点击主界面右上角设置图标进入设置界面，然后在“机器信息”栏中点击“关闭机器”按钮。

常见问题



Q: 机器出现故障?

- ① 关闭并重启机器；
- ② 确保机器电量充足；
- ③ 查看网上关于故障排除问题的视频教程；
- ④ 联系客服以获得更多帮助。



Q: 无法控制机器人?

- ① 检查蓝牙连接；
- ② 确保机器人与App断开连接；



Q: 机器做某些动作时无法保持平稳?

确保机器所处的地面为光滑平整摩擦力小的地面，机器不能凹凸不平的地面上工作。

常见问题

?

Q: 机器无法运行?

- ① 确保机器人电量充足, 请给机器人充满电;
- ② 按住电源键直至机器播放一段音乐即可松手。

?

Q: App无法搜索或连接机器?

- ① 确保机器电量充足, 并已经开机;
- ② 确保手机/平板电脑的蓝牙已打开;
- ③ 确保你在设备上已启用你的机器的设备权限;
- ④ 确保只有一个设备连接到机器上, 断开你不使用的任何其他智能手机/平板电脑与机器的连接。

?

Q: 充了很久电, 机器仍然显示电量低?

请检查充电器插头与机器的充电接口是否接触正常。

警告



特别提醒:

当心手指! 产品在变形或运动时, 请勿触摸。
请勿用力掰动或提拿产品。



特别提醒:

请勿拆开、更换、焚烧或使其暴露在
35°C以上的高温下。



警告: 不适合三岁以下小孩玩耍, 会有窒息危险, 内有小零件。

乐森机器人免责声明

产品保修信息指南

本指南包含安全、管理、处理、回收和法规信息以及机器人的保修, 使用机器人之前, 请阅读所有安全信息和操作说明, 以免造成损坏或伤害, 您也可以访问www.robosen.cn或微信公众号 (Robosen乐森机器人) 以获得更多详细的信息和联系方式。

安全注意事项

在您或您的孩子玩机器之前, 请阅读以下警告, 否则可能会造成伤害。

注意:

为减少机器损坏或受伤的危险, 请勿尝试卸下机器的外壳;

请将所有非机器常规维修的问题, 通过微信公众号或邮箱联系我们, 我们很乐意为您解答;

在使用的过程中遇到任何疑问, 都可以通过公众号或者邮箱的方式联系我们。

常规:

在操作机器人之前, 请阅读所有安全和操作说明;

保留安全和操作说明, 以备将来参考;

遵守所有操作和使用说明;

不要试图自己维修/拆卸机器;

如果是自己人为的拆卸机器导致机器的损坏, 官方会拒绝保修;

癫痫发作, 突然两眼发黑, 眼部疲劳:

当您在使用APP或者机器的过程中, 暴露于闪烁的灯光或灯光模式下 (例如玩游戏或观看视频时), 可能会容易发生两眼发黑或癫痫发作 (即使以前从未有过)。如果您经历过癫痫发作或两眼发黑或有此类事件的家族史, 则应咨询医生在玩视频游戏或观看视频之前。如果您遇到头痛, 两眼发黑, 癫痫发作, 抽搐, 眼睛或肌肉抽搐, 意识丧失, 自主运动或迷失方向, 请停止使用机器人和智能设备控制器并咨询医生。为降低头痛, 两眼发黑, 癫痫发作和眼疲劳的风险, 避免长时间使用, 将智能设备控制器与眼睛保持一定距离, 在光线充足的房间内使用机器人APP, 并经常休息。

将机器人保持在可接受的温度内:

在温度介于0°至35°C (32°至95°F) 之间的地方操作和存放机器, 低温或高温条件可能会暂时缩短电池寿命或导致机器暂时停止正常工作。使用机器时, 请避免温度或湿度的剧烈变化, 因为在机器上或内部可能会形成冷凝水。请勿将机器留在机动车内, 因为停放的车内温度可能会超过此范围。当您使用机器或为电池充电时, 机器变热是正常的。

保养与使用

禁止:

请勿虐待, 投掷, 摔倒, 刺穿, 猛烈踢脚或踩踏机器;

请勿强制拆卸产品或其零件, 这会损坏机器并危及其安全操作;

请勿在可能掉落的物件 (架子, 桌子) 上操作机器, 这会损坏机器人并危及其安全操作;

请勿在不允许使用、危险或公共区域 (高压电源线, 火车站, 机场, 火车) 操作机器;

请在公共场所或公共交通工具中使用机器之前, 请和相关工作人员确认是否允许使用机器;

如果超过一小时的连续使用时间, 这可能会导致产品电池寿命的提前降低。

注意事项：

在操作机器人时，请始终将其放在可以观察到的视野内，以免造成人员伤亡或财产损失；

请确保没有人站在距离机器（1米）附近的地方，并且要确保机器与人，动物和财产之间保持安全距离；

请尽量在光滑和平坦的表面上使用机器，否则会引起机器摔倒；

定期检查机器是否存在潜在危险，例如机器人表面外壳破裂，损坏或其他损坏的零件。万一发生这种损坏，请在可更换或修理之前不要使用机器。

电池警告：

锂电池极度危险，容易造成人身伤害或财产损失。用户对使用锂电池承担责任。由于制造商和分销商无法确保正确使用电池（充电，放电，存储等），因此他们不承担对人身或财产造成的损害的责任；

如果您发现产品的电池泄漏，请避免液体接触皮肤和眼睛。万一接触皮肤，请用肥皂和水大量清洗。如果接触到眼睛，请用冷水大量冲洗并就医。如果发现可疑的气味、声音或在充电器周围发现烟雾，请立即断开充电器的连接；

不遵守以下用法说明可能会释放出气体，起火，电击或爆炸。

充电注意事项：

定期检查机器人充电器的电源线，插头，外壳或其他零件是否有损坏；

该产品只能与产品随附的电源适配器一起使用；

切勿使用损坏的电源适配器或第三方充电配件；

切勿给漏液的电池或已损坏的电池充电。请勿使用产品附带的电源适配器为其他设备充电；

请勿在易燃材料附近或易燃表面（地毯，木地板，木制家具等）或导电表面上对电池充电；

电池充电时，请勿遮盖产品或其充电器；

电源适配器不是玩具，建议由成年人进行操作；

不要让机器长时间保持充电状态，机器充电完成后需要拔掉电源；

为了避免电池充电过量，请避免在无人在家或夜间休息时进行机器充电；

为了更好的延长机器寿命，请不要在机器充电的过程中进行操作；

请避免在室内/室外温度达到40度以上的环境为机器充电。

日常使用及机器存放：

如果机器的保护盖已损坏并且电池的塑料保护盖已破裂或以任何方式损坏，请勿使用机器；

请勿使电池受到过度的物理冲击；

请勿使机器及其电池受热或接触明火；

请勿将电池放入微波炉或加压容器中；

请勿尝试拆卸，刺穿，扭曲或切割电池，也请勿尝试维修电池；

请勿在机器、电池或充电器上放置任何重物；

请勿使用溶剂，变性酒精或其他易燃溶剂清洁充电器；

必须避免短路。避免直接接触电池中包含的电解质，电解质和电解蒸气对人体健康有害；

请勿使机器及其电池受到较大的温度变化；

保修声明

保修服务：

由乐森机器人(深圳)有限公司提供的机器人产品,以原包装纸箱交付给客户购买者;由乐森机器人(深圳)有限公司担保不涉及制造商材料和工艺缺陷的保修期为1年。

如果在上述指定的有限保修期内发现有缺陷,乐森机器人(深圳)有限公司将根据实际情况选择免费维修或更换此产品,包括新零件或翻新零件。

遇到问题：

如果您在使用产品的过程中发现了任务问题,请通过售后邮support@robosen.com或微信公众号(Robosen乐森机器人)与我们联系,并且提供您的购买凭证从而让我们根据您的详细资料进行售后跟踪和为您提供售后服务。

乐森对如下情况造成的损坏不承担责任：

使用未经授权的第三方部件导致的可靠性或兼容性问题对产品造成的损坏；

使用低电量或有缺陷的电池操作本产品时所造成的损坏；

使用任何软件程序所造成的损坏,无论是附带提供的还是之后安装的；

任何非乐森技术或支持所造成的损坏,例如参考第三方对“如何”问题的解释或不正确的产品设置和安装；

没有标签或者标签已被改动的产品或部件。

有限责任：

在产品服务过程中,如果乐森负责产品的运输且产品的所有权在当时还属于乐森或者产品在运输过程中,那么乐森将对您的产品损失或损坏负责；

在任何情况下,尽管本协议规定的任何补救措施的基本目的均未失败,乐森及其关联公司、供应商、经销商以及服务提供商对于以下所列情况均不承担任何责任,即使知道其可能发生,或产生的索赔是基于合同条款、保证、严格的产品责任或其他原因：

第三方对您造成的损害要求索赔；

您数据的丢失、损坏或披露；

特殊的、偶然的、惩罚性的、偶发或继发损害,包括但不限于利润的损失、营业收入的影响、商誉或预期储蓄的损失等。在任何情况下,乐森及其关联公司、供应商、经销商或服务提供商对损害赔偿的责任均不超过直接损害的赔偿金额、或不得超过产品的价格；

上述限制不适用于按照相关法律规定乐森负有责任的人身伤害(包括死亡)、不动产的损害或有形财产的损坏；

由于某些司法管辖区不允许排除或限制偶发或继发损害,上述限制或排除可能不适用于您；

保修限制：

在法律允许的范围内,除非本保修条款中明确规定,否则乐森不承担任何法定的、明示的或暗示的保修责任,包括：(A)任何对产品适销性、特定用途的适用性、所有权、不受干扰的使用或不侵权的暗示；(B)任何因交易、使用或贸易而产生的任何保修。除非在本保修条款中明确规定,否则乐森不保证产品、附件或其任何部分或材料在使用时不会中断、没有安全问题或不含错误、病毒或其他有害组件；

如果该些保修不能被免除,乐森对产品的保修期限和补救措施仅限于本保修条款中明示的条款,以及该些条款中需提供的维修或更换服务；

某些司法管辖区可能会禁止免责声明,并且您可能拥有其他权利,这些权利因司法管辖区的司法管辖区而异。

管辖法律和仲裁：

与本有限保修有关的任何索赔或争议，应通过具有约束力的基于外观的仲裁以具有成本效益的方式解决。仲裁应通过双方共同同意的既定替代争议解决提供商进行。替代性争议解决提供商和当事方必须遵守以下规则：

仲裁应通过电话，在线和/或仅基于书面意见进行，具体方式应由发起仲裁的一方选择；

除非当事人双方另有协议，否则仲裁不得涉及当事人或证人的任何亲自出庭；

仲裁员对裁决作出的任何判决均可进入具有管辖权的任何法院；

尽管有上述规定，乐森机器人（深圳）有限公司仍可在任何有管辖权的法院寻求禁令或其他衡平法救济以保护其知识产权。

对本产品信息指南的更改

本指南中的解释和规格仅供参考，可随时修改，恕不另行通知；

可从我们的网站www.robosen.cn获得本指南的最新版本。本指南中的解释和规格在印刷时是正确的。乐森机器人（深圳）有限公司保留修改或改进产品设计或用户指南的权利，没有任何限制，也没有义务通知用户。因此，在我们不断升级和改进产品的过程中，您购买的产品可能与本指南中描述的型号略有不同。

乐森机器人（深圳）有限公司

地 址： 深圳市南山区粤海街道高新区社区高新南九道16号深圳湾科技生态园11栋A座3703

网 址： www.robosen.cn

售后电话：400-023-8123