



Test Report No. 9912308700

For Metaflow Ltd.

Equipment Under Test:

Device measuring the metabolism through the breath

Model: MF-V2-01

FCC ID: 2ATLN-MFV2

***From The Standards Institution
Of Israel***

Industry Division

Electronics & Telematics Laboratory

EMC Branch



Certificate Number: AT-1359



Test report No: 9912308700

Page 2 of 33 Pages

Title: Device measuring the metabolism through the breath

Model: 2ATLN-MFV2

FCC ID: 2ATLN-MFV2

Table of Contents

1. Applicant information.....	3
2. Test performance.....	3
3. Summary of test:	5
4. Equipment under test description.....	6
4.1 General description	6
5. Test results.....	7
5.1 Transmitter characteristics.....	7
5.1.1 Transmitter 6 dB occupied bandwidth.....	7
5.1.2 Maximum conducted output power test.....	9
5.1.3 Power spectral density test	11
5.1.4 Radiated emissions according to §§ 15.247(d), 15.205(a).....	13
5.2 Radiated emissions test according to § 15.209	21
5.3 Conducted emissions test according to § 15.207.....	24
APPENDIX A Test equipment used.	27
APPENDIX B Photo of the test setups.	32
APPENDIX C Abbreviations and acronyms.....	33

**Test report No:** 9912308700**Page 3 of 33 Pages****Title:** Device measuring the metabolism through the breath**Model:** 2ATLN-MFV2**FCC ID:** 2ATLN-MFV2

1. Applicant information

Applicant:	Metaflow Ltd.
Address:	6 David Elazar St., Tel-Aviv, 6107402, Israel
Sample for test selected by:	The customer
The date of tests:	15 July - 29 Aug 2019

Equipment under test information

Description of Equipment Under Test (EUT):	The battery hand held mobile device acquires user specific energy burning source by sensing and sending acquired values from user's breath maneuver via BLE to an app.
Communication PCA model:	nRF51822
Software version of BLE unit:	100219
Hardware version:	HW Version 2.0
Manufactured by:	Metaflow Ltd.

2. Test performance

Location:	SII EMC Section
Purpose of test:	Apparatus compliance verification in accordance with emission requirements
Test specifications:	47CFR part 15.247, 15.205, 15.207, 15.209 and part 1 §1.1310

This Test Report contains 33 pages and may be used only in full.

This Test Report applies only to the specimen tested and may not be applied to other specimens of the same product.



Test report No: 9912308700

Page 4 of 33 Pages

Title: Device measuring the metabolism through the breath

Model: 2ATLN-MFV2

FCC ID: 2ATLN-MFV2

Normative References.

FCC 47 CFR Part 15, Subpart C, 2018	Radio Frequency Devices Subpart C – Intentional Radiators
ANSI C63.4: 2014	American National Standard for Method of Measurements of Radio-Noise Emissions from Low-Voltage Electrical and Electronic Equipment in the Range of 9 kHz to 40 GHz
ANSI C63.10: 2013	American National Standard for Testing of Unlicensed Wireless Devices.
FCC OET KDB 558074, February 2019	Guidance for Performing Compliance Measurements on Digital Transmission Systems (DTS) Operating Under §15.247

**Test report No: 9912308700****Page 5 of 33 Pages****Title: Device measuring the metabolism through the breath****Model: 2ATLN-MFV2****FCC ID: 2ATLN-MFV2****3. Summary of test:**

The EUT was found to comply with requirements of: 47CFR Part 15, §§ 15.247, 15.205, 15.207 and 15.209.

Transmitter characteristics	Subclasses
Minimum 6 dB bandwidth	15.247(a)(2)
Maximum output power	15.247(b)(3)
Peak power spectral density	15.247(e)
Out of band spurious emissions radiated	15.205, 15.247(d)
Unwanted radiated emissions below 1 GHz	15.209
Conducted emissions on AC power line	15.207

Electronics and
Telematics Laboratory

August 2019

Name: Eng. Yuri Rozenberg
Position: Head of EMC Branch.

Name: Alexander Konkov
Position: Test engineer.

Measurement uncertainty.

The test equipment was calibrated according to its recommended procedures and is within the manufacturer's published limit of error.

The laboratory calibrates its standards by a third party (traceable to NIST, USA) on a regular basis according to equipment manufacturer requirements.

In the following table the uncertainty calculation is given.

Test description	Calculated uncertainty U_{LAB}
Conducted measurements	
Frequency error	37.6 Hz
Spurious emission	± 2.98 dB
Radiated emissions	
Electric field strength in a SAR at 3 m distance 30 MHz – 1.0 GHz	± 4.32 dB
Electric field strength in a FAR at 3 m distance 1.0 GHz – 18 GHz	± 4.47
Substitution measurements	
In a FAR at 3 m distance 1.0 GHz – 18 GHz	± 3.41 dB

Test report No: 9912308700

Page 6 of 33 Pages

Title: Device measuring the metabolism through the breath

Model: 2ATLN-MFV2

FCC ID: 2ATLN-MFV2

4. Equipment under test description.

*The applicant provided description.

4.1 General description

The Equipment Under Test (hereinafter: EUT) is a battery chargeable mobile device with a BLE BT ability used for sensing and acquiring values from a user's breath maneuver, and sending acquired values from user's breath maneuver via BLE to an app.

EUT technical characteristics

Transmitter technical characteristics:		Note
Assigned frequency band	2400 MHz – 2483.5 MHz	-
Operating frequency range:	2402 MHz – 2480 MHz	-
Maximum declare EIRP:	8.5 dBm	-
Bluetooth standard:	BLE 4.1	-
Types of modulation:	GFSK	-
Antenna information		
Type	Manufacturer	Antenna gain, dBi
Internal on PCB. Inverted F	Metaflow Ltd.	-0.5

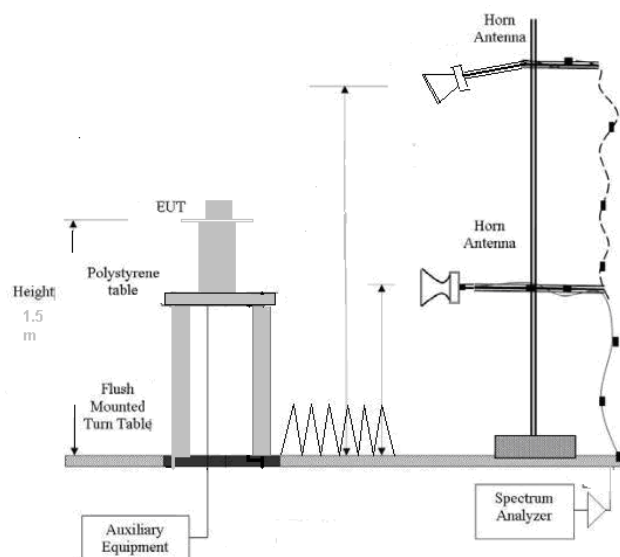


Fig.1. RE test setup above 1 GHz.

**Test report No: 9912308700****Page 7 of 33 Pages****Title: Device measuring the metabolism through the breath****Model: 2ATLN-MFV2****FCC ID: 2ATLN-MFV2****5. Test results****5.1 Transmitter characteristics****5.1.1 Transmitter 6 dB occupied bandwidth.**

Method of measurement	ANSI C63.10 subclause 11.8.2		
Operating Frequency Range	2402– 2480 MHz		
Detector used	Peak		
Resolution bandwidth	100 kHz		
Video bandwidth	> 3 x RBW.		
Trace mode	Max Hold.		
Sweep time:	Auto couple.		
Ambient Temperature 23° C	Relative Humidity 56%	Air Pressure 1010 hPa	

The minimum 6 dB occupied bandwidth shall be at least 500 kHz.

Carrier frequency, MHz	Measured 6 dB occupied bandwidth, kHz	6 dB occupied bandwidth limit, kHz	Reference to plot #
2402	681.4	500	1
2440	690.1	500	2
2480	644.2	500	3

TEST EQUIPMENT USED:

1	3	13				
---	---	----	--	--	--	--



Test report No: 9912308700

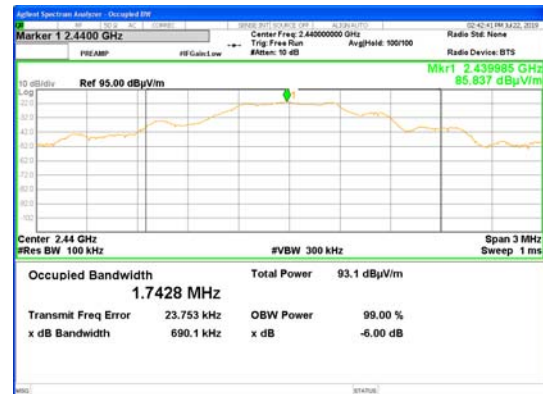
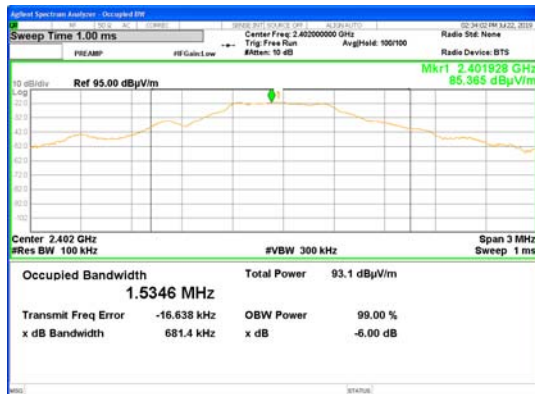
Page 8 of 33 Pages

Title: Device measuring the metabolism through the breath

Model: 2ATLN-MFV2

FCC ID: 2ATLN-MFV2

OBW test result.



**Test report No: 9912308700****Page 9 of 33 Pages****Title: Device measuring the metabolism through the breath****Model: 2ATLN-MFV2****FCC ID: 2ATLN-MFV2****5.1.2 Maximum conducted output power test.**

Method of measurement	ANSI C63.10 subclause 11.9.1.1		
Operating Frequency Range	2402– 2480 MHz		
Detector used	Peak		
Resolution bandwidth	1 MHz		
Video bandwidth	3 x RBW.		
Trace mode	Max Hold.		
Ambient Temperature 23° C	Relative Humidity 56%	Air Pressure 1010 hPa	

For Digital Transmit System the peak conducted output power in the 2400 – 2483.5 MHz band shall not exceed 1W (30 dBm) with antennas gain that do not exceed 6 dBi.

Carrier frequency, MHz	Field strength, dBμV/m	**EIR power, dBm	*Conducted output power, dBm	Conducted power limit, dBm	Reference to plot #
2402	87.12	-8.08	-7.58	30	4
2440	86.93	-8.27	-7.77	30	5
2480	87.48	-7.72	-7.22	30	6

*The maximum conducted output power = EIR power – Antenna gain. Antenna gain = -0.5dBi.

**EIR power = E Field strength (dBμV/m@3m) - 95.2

Measured field straight level was converted to EIR power level. The measurement of EIRP provided after verification according to ANSI/TIA-603-D substitution test method.

EUT was replaced by generator and substitution antenna. Result calculated from generator output level, substitution antenna gain and loss of connected cable was used for EIRP calculation.

Transmitter was operated at continuous transmit mode at bottom, middle and top of the 2400 – 2483.5 MHz frequency band and at maximum output power and maximum data bit rate.

TEST EQUIPMENT USED:

1	3	14				
---	---	----	--	--	--	--



Test report No: 9912308700

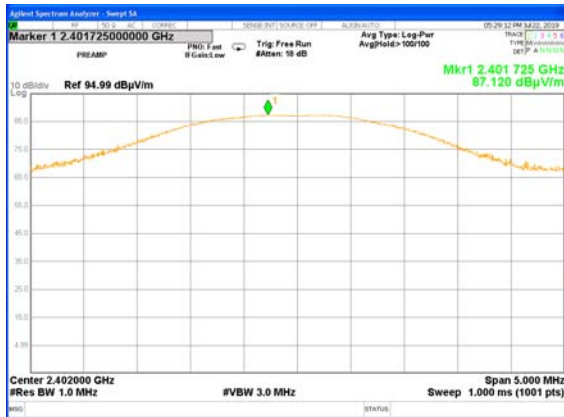
Page 10 of 33 Pages

Title: Device measuring the metabolism through the breath

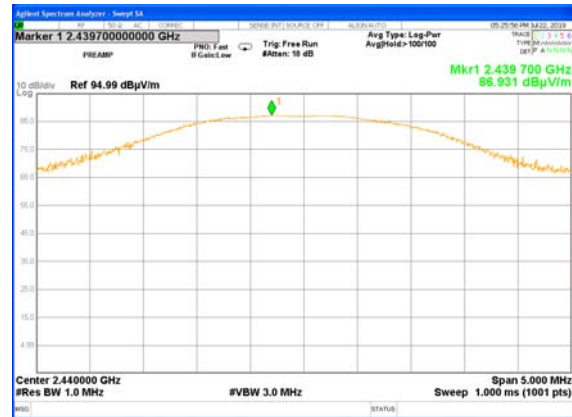
Model: 2ATLN-MFV2

FCC ID: 2ATLN-MFV2

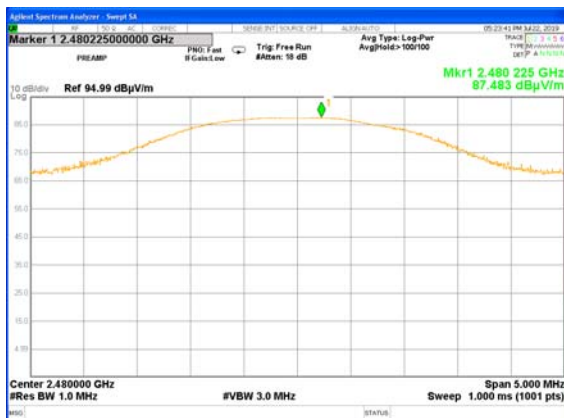
EIRP test result.



Plot # 4. Carrier frequency – 2402 MHz



Plot # 5. Carrier frequency – 2440 MHz



Plot # 6. Carrier frequency – 2480 MHz

**Test report No: 9912308700****Page 11 of 33 Pages****Title: Device measuring the metabolism through the breath****Model: 2ATLN-MFV2****FCC ID: 2ATLN-MFV2****5.1.3 Power spectral density test**

Method of measurement	ANSI C63.10 subclause 11.10.2		
Operating Frequency Range	2402– 2480 MHz		
Detector used	Peak		
Resolution bandwidth	10 kHz		
Video bandwidth	3 x RBW.		
Trace mode	Max Hold.		
Ambient Temperature 23° C	Relative Humidity 56%	Air Pressure 1010 hPa	

For digitally modulated systems, the power spectral density conducted from the intentional radiator to the antenna shall not be greater than 8 dBm in any 3 kHz band during any time interval of continuous transmission.

Carrier frequency, MHz	Field strength, dBμV/m	**EIR power, dBm	*Conducted PSD dBm	Conducted PSD limit, dBm/3 kHz	Reference to plot #
2402	79.28	-21.15	-20.65	8	7
2440	79.23	-21.20	-20.70	8	8
2480	80.01	-20.42	-19.92	8	9

*The conducted to antenna PSD: EIR power – Antenna gain. Where antenna gain = -0.5 dBi.

**EIRP = E Field strength (dBμV/m@3m) - 95.2 + 10 Log (3 kHz RBW/ 10 kHz RBW).

Calculation of EIRP performed after verification by substitution method.

TEST SUMMARY

The Power Spectral Density result is below PSD limit per 47 CFR 15.247(e).

The EUT was found complies with standard requirement.

TEST EQUIPMENT USED:

1	3	14				
---	---	----	--	--	--	--



Test report No: 9912308700

Page 12 of 33 Pages

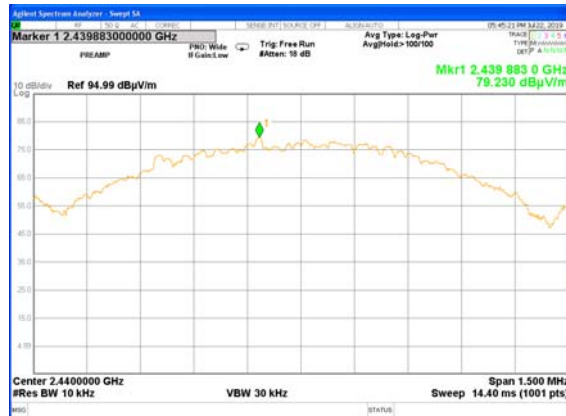
Title: Device measuring the metabolism through the breath

Model: 2ATLN-MFV2

FCC ID: 2ATLN-MFV2



Plot # 7. Carrier frequency – 2402 MHz



Plot # 8. Carrier frequency – 2440 MHz



Plot # 9. Carrier frequency – 2480 MHz

**Test report No: 9912308700****Page 13 of 33 Pages****Title: Device measuring the metabolism through the breath****Model: 2ATLN-MFV2****FCC ID: 2ATLN-MFV2****5.1.4 Radiated emissions according to §§ 15.247(d), 15.205(a)**

Method of measurement	ANSI C63.10 subclauses 11.11/ 11.12		
Operating Frequency Range	2402– 2480 MHz		
Detector used:	Trace 1 – Peak; Trace 2 - RMS		
Resolution bandwidth	1 MHz/100 kHz		
Video bandwidth	3x RBW.		
Trace mode:	Trace 1 – Max hold; Trace 2 – Power averaging.		
Ambient Temperature 23° C	Relative Humidity 52%	Air Pressure 1009 hPa	

In any 100 kHz bandwidth outside the frequency band in which the spread spectrum or digitally modulated intentional radiator is operating, the radio frequency power that is produced by the intentional radiator shall be at least 20 dB below that in the 100 kHz bandwidth within the band that contains the highest level of the desired power, based on a radiated measurement, provided the transmitter demonstrates compliance with the peak conducted power limits.

In addition, radiated emissions, which fall in the restricted bands, as, defined in Section 15.205(a) must also comply with the radiated emission limits specified in Section 15.209(a).

Carrier frequency 2402 MHz

Frequency, MHz	Radiated emissions, dBμV/m	Peak limit, dBμV/m	Avg limit, dBμV/m	Margin, dB	Note	Note	Reference to plot#
2249.61	51.47	74	-	22.53	*RB	Detector peak	10
2390.0	39.5	-	54	14.5	RB	Detector average	10
2400.0	49.5	64.6	-	15.1	Band edge	Detector peak.	11
5884.0	53.6	74	-	20.4	RB	Detector peak	12
3608.2	42.1	-	54	11.9	RB	Detector average	12
13524.0	49.56	74	-	24.44	RB	Detector peak	13
13433.0	41.27	-	54	12.73	RB	Detector average	13
21171.0	51.81	74		22.19	RB	Detector peak	14
21116.0	42.49		54	11.51	RB	Detector average	14

**Test report No: 9912308700****Page 14 of 33 Pages****Title: Device measuring the metabolism through the breath****Model: 2ATLN-MFV2****FCC ID: 2ATLN-MFV2**Carrier frequency 2440 MHz

Frequency, MHz	Radiated emissions, dB μ V/m	Peak limit, dB μ V/m	Avg limit, dB μ V/m	Margin, dB	Note	Note	Referenc e to plot#
2345.52	51.36	74	-	22.64	RB	Detector peak	15
2390.0	41	-	54	13	RB	Detector average	15
2400.0	47.6	63.2	-	15.6	Band edge	Detector peak.	16
2491.15	51.65	74	-	22.35	RB	Detector peak	17
2500.0	41	-	54	13	RB	Detector average	17
5790.0	52.5	74	-	21.5	RB	Detector average	18
3670.65	41.9	-	54	12.1	RB	Detector average	18
7320.71	52.97	74	-	21.03	RB	Detector peak	20
7320.69	46.07	-	54	7.93	RB	Detector average	20
24328.0	51.45	74		22.55	RB	Detector peak	21
24207.0	42.48	-	54	11.52	RB	Detector average	21

**Test report No: 9912308700****Page 15 of 33 Pages****Title: Device measuring the metabolism through the breath****Model: 2ATLN-MFV2****FCC ID: 2ATLN-MFV2**

Carrier frequency 2480 MHz

Frequency, MHz	Radiated emissions, dB μ V/m	Peak limit, dB μ V/m	Avg limit, dB μ V/m	Margin, dB	Note	Note	Reference to plot#
2326.06	51.46	74	-	22.54	*RB	Detector peak	22
2390	41	-	54	13	RB	Detector average.	22
2400	50.3	66.0	-	15.7	Band edge	Detector peak.	23
2489.75	52.26	74	-	21.74	RB	Detector peak	24
2500	41	-	54	13	RB	Detector average	24
2510.5	53.71	74	-	20.29	RB	Detector peak	25
3615.2	43.9	-	54	10.1	RB	Detector average	25
2544	55.73	74	-	18.27	RB	Detector peak	26
2548	41	-	54	13	RB	Detector average	26
7439.22	53.28	74	-	20.72	RB	Detector peak	28
7440.61	45.57	-	54	8.43	RB	Detector average	28
24295	51.59	74	-	22.41	RB	Detector peak	29
24229	39.3	-	54	14.7	RB	Detector average	29

*RB – restricted band

TEST SUMMARY

All emissions outside of the 2400 – 2483.5 MHz frequency band were found below 15.247(d) limits.

TEST EQUIPMENT USED:

1	3	4	10	13	14	
---	---	---	----	----	----	--



Test report No: 9912308700

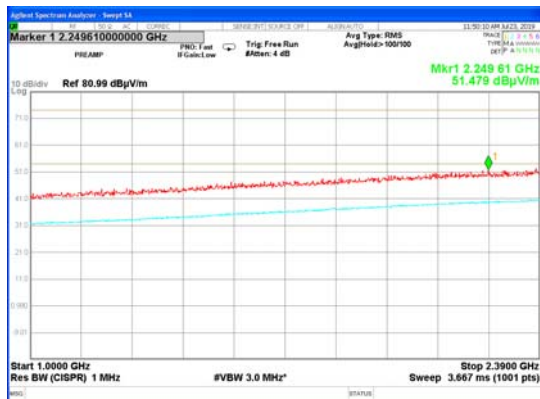
Title: Device measuring the metabolism through the breath

Model: 2ATLN-MFV2

Page 16 of 33 Pages

FCC ID: 2ATLN-MFV2

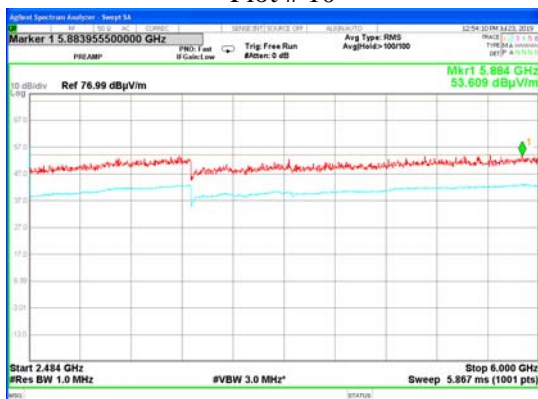
Carrier frequency – 2402 MHz.



Plot # 10



Plot # 11



Plot # 12



Plot # 13



Plot # 14.



Test report No: 9912308700

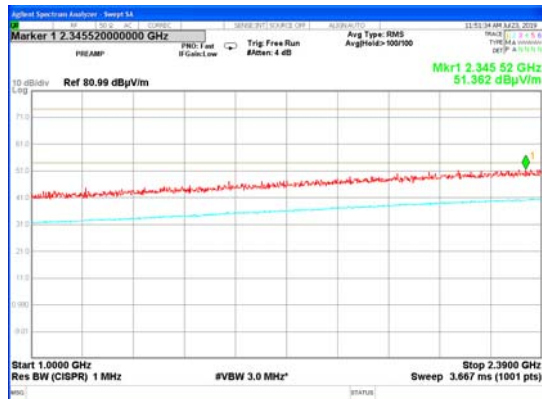
Page 17 of 33 Pages

Title: Device measuring the metabolism through the breath

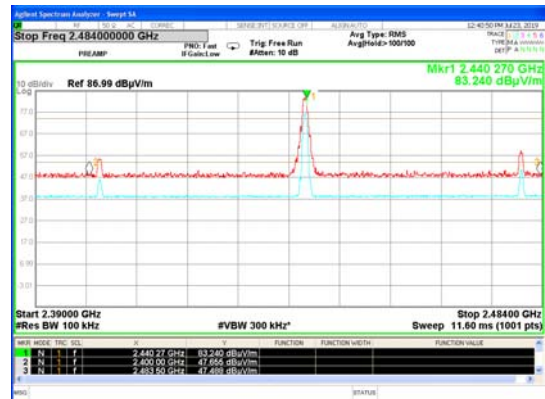
Model: 2ATLN-MFV2

FCC ID: 2ATLN-MFV2

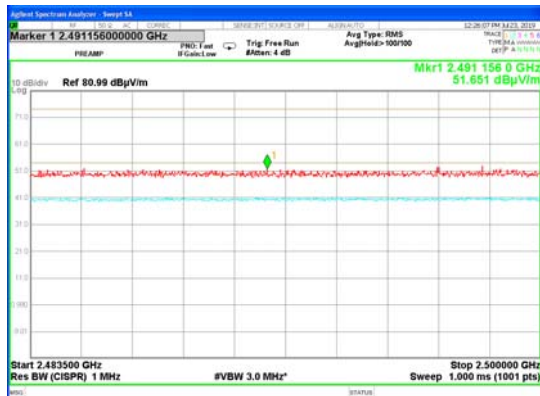
Carrier frequency - 2440 MHz.



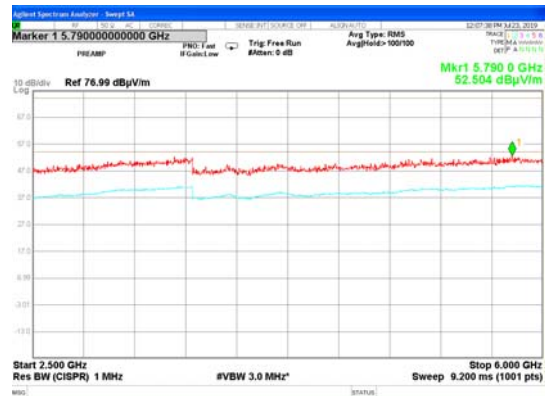
Plot # 15



Plot # 16



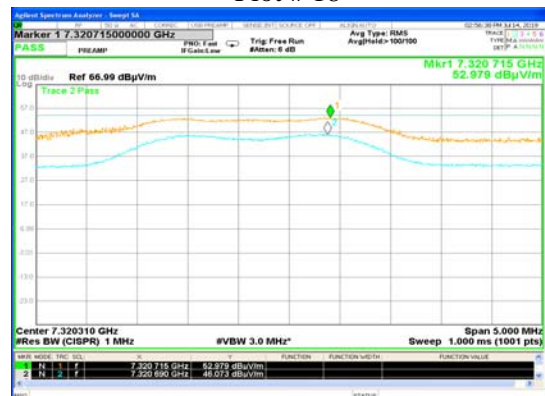
Plot # 17



Plot # 18



Plot # 19.



Plot # 20..



Test report No: 9912308700

Page 18 of 33 Pages

Title: Device measuring the metabolism through the breath

Model: 2ATLN-MFV2

FCC ID: 2ATLN-MFV2



Plot # 21.



Test report No: 9912308700

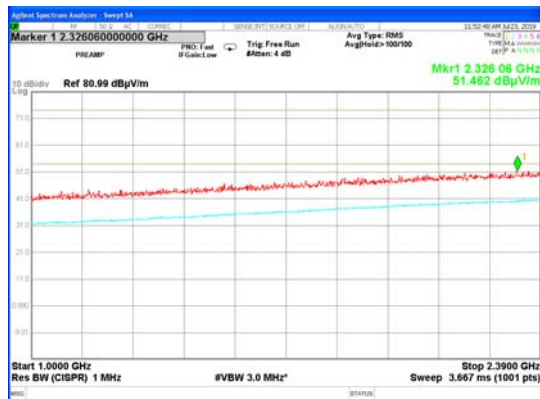
Page 19 of 33 Pages

Title: Device measuring the metabolism through the breath

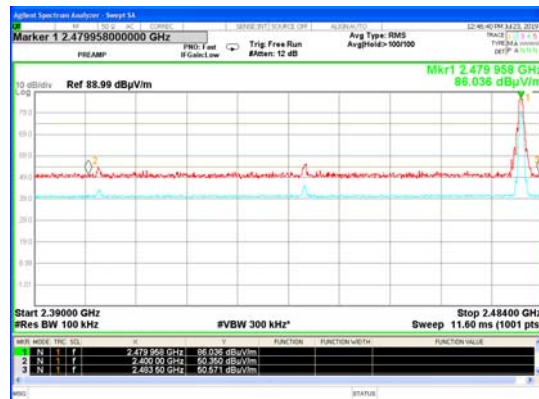
Model: 2ATLN-MFV2

FCC ID: 2ATLN-MFV2

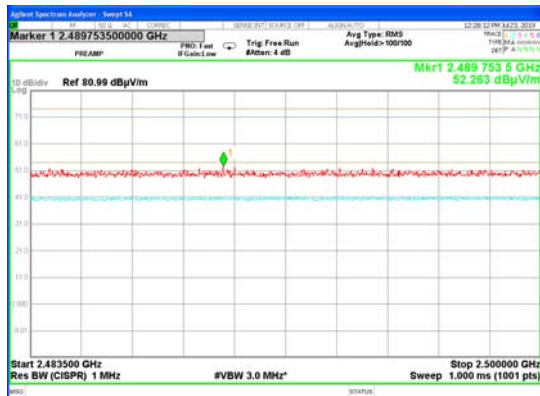
Carrier frequency 2480 MHz.



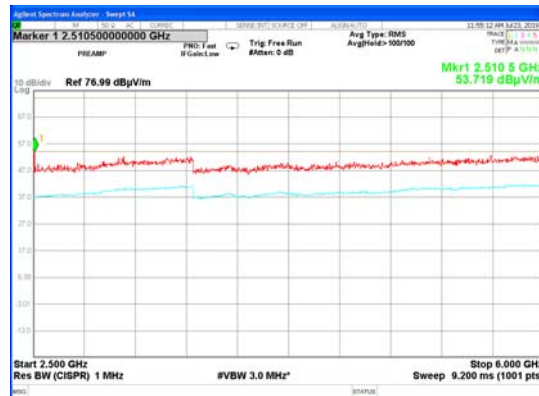
Plot # 22



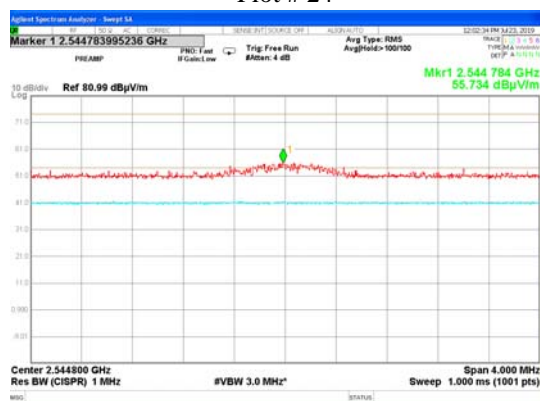
Plot # 23



Plot # 24



Plot # 25



Plot # 26



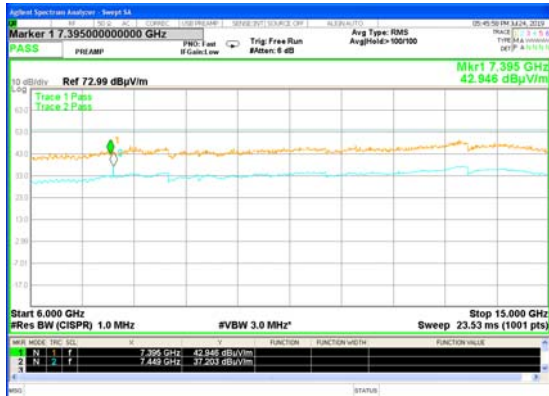
Test report No: 9912308700

Page 20 of 33 Pages

Title: Device measuring the metabolism through the breath

Model: 2ATLN-MFV2

FCC ID: 2ATLN-MFV2



Plot # 27.



Plot # 28.



Plot # 29.

**Test report No: 9912308700****Page 21 of 33 Pages****Title: Device measuring the metabolism through the breath****Model: 2ATLN-MFV2****FCC ID: 2ATLN-MFV2**

5.2 Radiated emissions test according to § 15.209

Method of measurement	ANSI C63.10 §6.5		
Detectors used	CISPR Quasi-Peak		
Resolution bandwidth	9 kHz/120 kHz		
Video bandwidth	>3 x RBW.		
Trace mode	Free run		
Ambient Temperature	24° C	Relative Humidity	55%
		Air Pressure	1009 hPa

TEST DESCRIPTION:

The measurements were performed at 3 m test distance in Anechoic chamber. The EUT was arranged on a polystyrene table 0.8 m height placed on the turn - table.

The Active Loop antenna in 0.15 kHz to 30 MHz frequency band and Biconilog antenna in 30 MHz – 1.0 GHz frequency band were used. The emission level was maximized by initially rotating turntable through 360°, varying the antenna height between 1 m and 4 m, rerouting EUT cables and changing antenna polarization from vertical to horizontal.

REQUIREMENTS:

EUT radiated emission shall not exceed value required in section 15.209

TEST RESULT:

The maximum peak emissions value is at least 10 dB below the limits

Test results present in plots ## 30,31.

TEST EQUIPMENT USED:

1	6	13				
---	---	----	--	--	--	--

**Test report No: 9912308700****Page 22 of 33 Pages****Title:** Device measuring the metabolism through the breath**Model:** 2ATLN-MFV2**FCC ID:** 2ATLN-MFV2**Radiated emission test results.**

Frequency (MHz)	Antenna polariz. V/H	Antenna Height m	Turn- table Angle (°)	Emission Level Note 1 dB μ V/m	Limit @ 3m dB μ V/m	Margin Note 2 dB	Results
41.942	V	1.2	145	27.68	40.0	12.32	Pass

Note 1:	Emission level = E Reading (dB μ V) + Cable loss (dB) + Antenna Factor (dB/m). For Cable Loss and Antenna Factor refer to Appendix 2.
Note 2:	Margin (dB) = Limit (dB μ V/m) – Emission level (dB μ V/m)



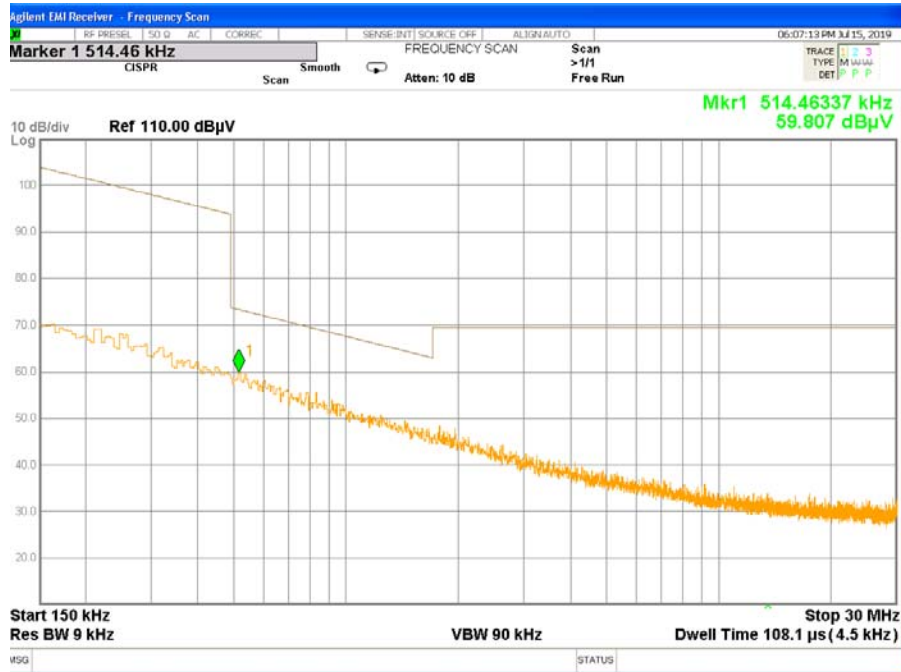
Test report No: 9912308700

Page 23 of 33 Pages

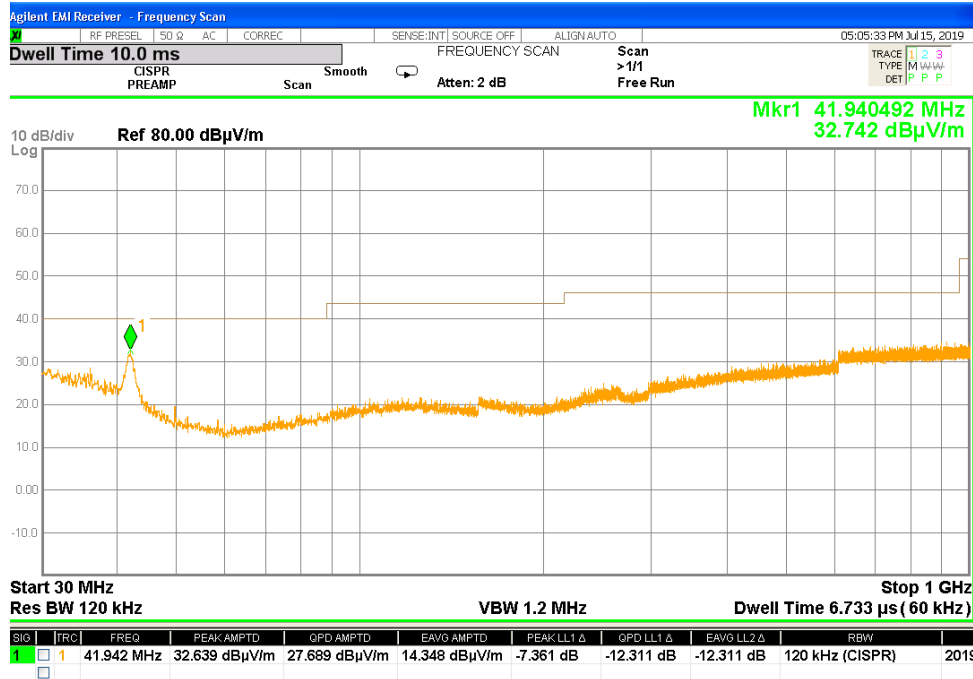
Title: Device measuring the metabolism through the breath

Model: 2ATLN-MFV2

FCC ID: 2ATLN-MFV2



Plot # 30. Investigation result in 0.15 – 30 MHz frequency range.



Plot # 31. Investigation result in 30 - 1000 MHz frequency range.

**Test report No: 9912308700****Page 24 of 33 Pages****Title: Device measuring the metabolism through the breath****Model: 2ATLN-MFV2****FCC ID: 2ATLN-MFV2****5.3 Conducted emissions test according to § 15.207.**

Method of measurement	ANSI C63.10 §6.2	
Ambient Temperature 23 ⁰ C	Relative Humidity 56%	Air Pressure 1010 hPa

Frequency, MHz	Conducted limit, dB μ V	
	QP	AVRG
0.15 - 0.5	66 - 56*	56 - 46*
0.5 - 5	56	46
5 - 30	60	50

*Decreases with the logarithm of the frequency.

TEST PROCEDURE

EUT was placed on a wooden table in a shielded chamber at a height of 80 cm from the floor and 40 cm from the vertical reference plane. The measurements were performed at mains terminals by means of LISN, connected to spectrum analyzer. The measurements were made with quasi-peak and average (CISPR) detectors.

TEST RESULTS:

Test result in transmittion mode present in plots # 32, 33.

TEST EQUIPMENT USED:

1	12	13			
---	----	----	--	--	--



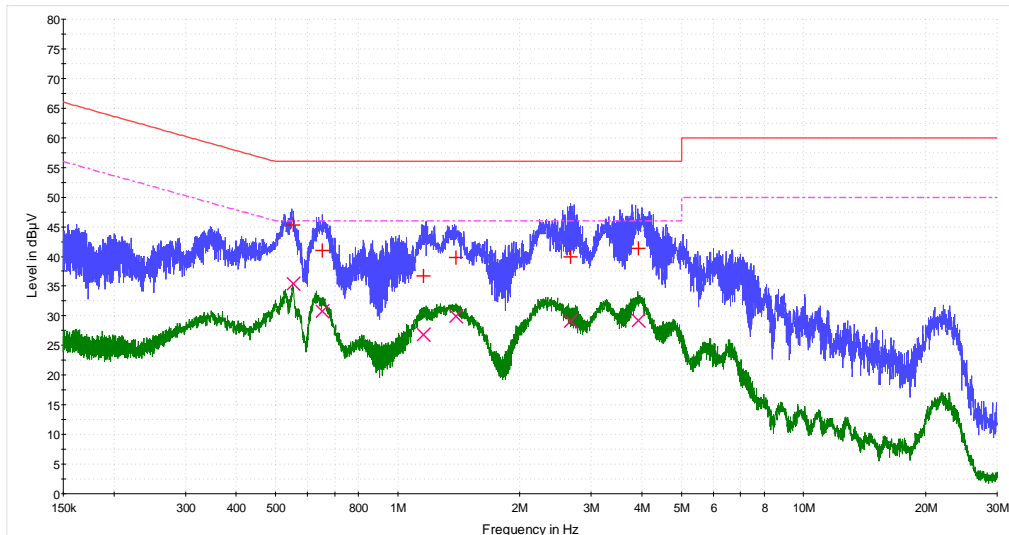
Test report No: 9912308700

Page 25 of 33 Pages

Title: Device measuring the metabolism through the breath

Model: 2ATLN-MFV2

FCC ID: 2ATLN-MFV2



Plot # 32. AC line conducted emissions test. Line Phase

Peak	Freq, MHz	QP, dBµV	Avg, dBµV	QP Limit, dBµV	Avg Limit, dBµV	Delta QP - QP Limit, dB	Delta Avg -Avg Limit, dB	Verdict
1	0.55200	45.29	35.45	56.00	46.00	-10.71	-10.55	Pass
2	0.65300	41.03	30.76	56.00	46.00	-14.97	-15.24	Pass
3	1.15600	36.77	26.78	56.00	46.00	-19.23	-19.22	Pass
4	1.38900	39.76	29.94	56.00	46.00	-16.24	-16.06	Pass
5	2.66800	39.99	29.12	56.00	46.00	-16.01	-16.88	Pass
6	3.92100	41.40	29.21	56.00	46.00	-14.60	-16.79	Pass

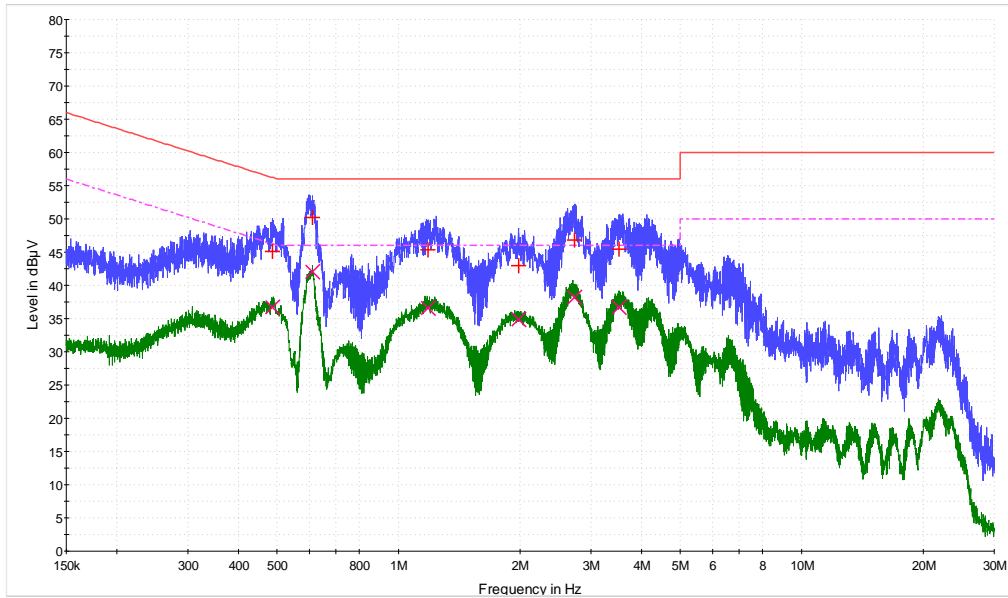
Test report No: 9912308700

Page 26 of 33 Pages

Title: Device measuring the metabolism through the breath

Model: 2ATLN-MFV2

FCC ID: 2ATLN-MFV2



Plot # 15. AC line conducted emissions test. Line Neutral

Peak	Freq, MHz	QP, dBμV	Avg, dBμV	QP Limit, dBμV	Avg Limit, dBμV	Delta QP - QP Limit, dB	Delta Avg -Avg Limit, dB	Verdict
1	0.48700	45.08	36.70	56.22	46.22	-11.14	-9.52	Pass
2	0.61200	50.23	42.02	56.00	46.00	-5.77	-3.98	Pass
3	1.18200	45.38	36.57	56.00	46.00	-10.62	-9.43	Pass
4	1.98100	42.92	34.85	56.00	46.00	-13.08	-11.15	Pass
5	2.72800	46.79	38.18	56.00	46.00	-9.21	-7.82	Pass
6	3.51900	45.44	36.68	56.00	46.00	-10.56	-9.32	Pass

**Test report No: 9912308700****Page 27 of 33 Pages****Title: Device measuring the metabolism through the breath****Model: 2ATLN-MFV2****FCC ID: 2ATLN-MFV2****APPENDIX A Test equipment used.****Test equipment used**

No	Description	Manufacturer information			Due Calibration date
		Name	Model	Serial No	
1	MXE EMI Receiver 20 Hz -26.5 GHz	Agilent	N9038A	SII 650114	June 2020
2	Cable RF 1m	Huber-Suhner	Sucoflex 104	21325/4PE	October 2019
3	Double Ridged Guide Antenna 0.75 – 18 GHz	ETS-Lindgren	3115	00143138	March 2020
4	Broadband Horn antenna 15 – 40 GHz	Schwarzbeck Mess-Electronik	BBHA 9170	9170-341	March 2020
5	Double Ridged Waveguide Horn Antenna 1 – 18 GHz	ETS-Lindgren	3117	00139055	December 2019
6	Antenna Biconilog 30 – 2000 MHz	Schaffner Chase	CBL6112D	40526	March 2020
7	Spectrum analyzer 20 Hz-40 GHz	Rohde&Schwarz	ESU 40	100168	November 2019
8	MXG Signal Generator 100 KHz - 20 GHz	Agilent	N5183A	6501148	May 2020
9	Attenuator 3 dB DC – 12.4 GHz	HP	8491A	50469	October 2019
10	USB preamplifier 2 GHz – 50 GHz	Keysight	U7227F	MY55380004	January 2020
11	LISN 9 kHz – 30 MHz	FCC	LISN 250-32-4-16	SII5023	October 2019
12	Transient limiter 0.009-200 MHz	HP	11947A	3107105	August 2019
13	Cable RF 5m	Harbour Industries	Neoflex LLEF142	1802	July 2020
14	Cable RF 0.5m	Huber-Suhner	Multiflex 141	520201	October 2019
15	Active Loop antenna 1.0 kHz – 30 MHz	ETS-Lindgren	6507	00143074	February 2020



Test report No: 9912308700

Page 28 of 33 Pages

Title: Device measuring the metabolism through the breath

Model: 2ATLN-MFV2

FCC ID: 2ATLN-MFV2

Cable Loss (Mast 6 m set cable.)

Point	Frequency (MHz)	Cable Loss (dB)	Point	Frequency (MHz)	Cable Loss (dB)
1	30	0.3	21	1000	2.5
2	50	0.4	22	1100	2.6
3	100	0.6	23	1200	2.8
4	150	0.8	24	1300	2.9
5	200	1.0	25	1400	3.1
6	250	1.1	26	1500	3.2
7	300	1.2	27	1600	3.3
8	350	1.3	28	1700	3.5
9	400	1.5	29	1800	3.6
10	450	1.6	30	1900	3.7
11	500	1.7	31	2000	3.9
12	550	1.8	32	2100	4.0
13	600	1.9	33	2200	4.1
14	650	1.9	34	2300	4.2
15	700	2.0	35	2400	4.4
16	750	2.1	36	2500	4.6
17	800	2.1	37	2600	4.7
18	850	2.2	38	2700	4.8
19	900	2.3	39	2800	4.9
20	950	2.4	40	2900	5.0



Test report No: 9912308700

Page 29 of 33 Pages

Title: Device measuring the metabolism through the breath

Model: 2ATLN-MFV2

FCC ID: 2ATLN-MFV2

Antenna factor
Biconilog Antenna, ETS-Lindgren mod. 31142D, S/N: 0146490 3 m calibration.

f / MHz	AF / dB/m	f / MHz	AF / dB/m	f / MHz	AF / dB/m
30	18.7	250	12.0	2750	31.0
35	15.7	300	13.8	3000	31.2
40	12.9	400	16.2	3250	32.7
45	10.6	500	18.6	3500	34.5
50	9.0	600	20.2	3750	34.3
60	7.3	700	21.8	4000	34.5
70	7.7	800	22.9	4250	35.3
80	8.2	900	24.1	4500	35.5
90	9.2	1000	24.8	4750	36.1
100	9.4	1250	26.9	5000	37.4
120	8.5	1500	30.2	5250	38.4
140	8.5	1750	28.5	5000	39.9
160	9.1	2000	28.9	5750	38.2
180	10.5	2250	29.8	6000	39.1
200	10.9	2500	32.5	-	-



Test report No: 9912308700

Page 30 of 33 Pages

Title: Device measuring the metabolism through the breath

Model: 2ATLN-MFV2

FCC ID: 2ATLN-MFV2

Antenna Factor

Double Ridged Guide Antenna mfr ETS-Lindgren model 3115 1m calibration

Point	Frequency (MHz)	Antenna Factor (dB/m)
1	1000	23.7
2	1500	25.5
3	2000	28.5
4	2500	28.1
5	3000	29.6
6	3500	31.1
7	4000	32.5
8	4500	32.5
9	5000	33.5
10	5500	34.7
11	6000	36.1
12	6500	36.5
13	7000	37.3
14	7500	38.0
15	8000	37.3
16	8500	37.9
17	9000	38.1
18	9500	38.5
19	10000	38.7
20	10500	38.8
21	11000	38.6
22	11500	38.8
23	12000	38.9
24	12500	39.3
25	13000	40.2
26	13500	40.6
27	14000	40.6
28	14500	40.4
29	15000	39.6
30	15500	39.5
31	16000	39.8
32	16500	40.4
33	17000	41.3
34	17500	42.6
35	18000	43.2

Cable Loss

Type: Neoflex LLEF142; Ser.No.1802; 5 m length

Point	Frequency (GHz)	Cable Loss (dB)
0	0.0-1.0	1.3
1	1.0 – 3.0	2.4
2	3.0 – 5.0	3.2
3	5.0-7.0	4.0
4	7.0-9.0	4.4
5	9.0-10.0	4.7
6	10.0-12.0	5.2
7	12.0-14.0	5.9
8	14.0-16.0	6.1
9	16.2-18.00	6.6



Test report No: 9912308700

Page 31 of 33 Pages

Title: Device measuring the metabolism through the breath

Model: 2ATLN-MFV2

FCC ID: 2ATLN-MFV2

Antenna Factor**Broadband Horn Antenna model BBHA 9170 1m calibration**

Point	Frequency (GHz)	Antenna Factor (dB/m)
1	15.0	38.5
2	16.0	37.7
3	17.0	38.1
4	18.0	37.9
5	19.0	38.0
6	20.0	38.0
7	21.0	37.9
8	22.0	38.2
9	23.0	39.6
10	24.0	39.6
11	25.0	39.3
12	26.0	39.5
13	27.0	39.6
14	28.0	39.6
15	30.0	40.1
16	32.0	41.2
17	34.0	41.5
18	35.0	41.9
19	36.0	42.2
20	38.0	43.8
21	40.0	43.2

Antenna Factor**For Antenna Loop MFR ETS Lindgren, Type/Model 6507, S/N: 00144641**

No.	Frequency MHz	Magnetic antenna factor, dBS/m	Electric antenna factor, dB/m
1	9	-21.5	30.0
2	10	-22.0	29.5
3	20	-27.7	23.8
4	50	-32.2	19.4
5	75	-33.0	18.5
6	100	-33.4	18.2
7	150	-33.6	17.9
8	250	-33.7	17.9
9	500	-33.8	17.8
10	750	-33.8	17.7
11	1000	-33.8	17.7
12	2000	-33.7	17.9
13	3000	-33.8	17.8
14	4000	-34.0	17.5
15	5000	-34.3	17.2
16	10000	-35.2	16.4
17	15000	-35.8	15.8
18	20000	-36.0	15.6
19	25000	-36.2	15.3
20	30000	-36.4	15.2

Test report No: 9912308700

Page 32 of 33 Pages

Title: Device measuring the metabolism through the breath

Model: 2ATLN-MFV2

FCC ID: 2ATLN-MFV2

APPENDIX B Photo of the test setups.



Photo 1.



Photo 2.




Photo 3.



Photo 4.



Photo 5



Photo 6.



Test report No: 9912308700

Page 33 of 33 Pages

Title: Device measuring the metabolism through the breath

Model: 2ATLN-MFV2

FCC ID: 2ATLN-MFV2

APPENDIX C Abbreviations and acronyms.

The following abbreviations and acronyms are applicable to this test report:

AC	alternating current
cm	centimeter
dB	decibel
dBm	decibel referred to one milliwatt
dB(μ V)	decibel referred to one microvolt
dB(μ V/m)	decibel referred to one microvolt per meter
EBW	emission bandwidth.
EMC	electromagnetic compatibility
EUT	equipment under test
GHz	gigahertz
H	height
Hz	hertz
kHz	kilohertz
L	length
LNA	low noise amplifier
m	meter
Mbps	megabit per second
MHz	megahertz
NA	not applicable
OFDM	Orthogonal Frequency Division Multiple Access
PRBS	pseudo random binary sequence
QP	quasi-peak
RF	radio frequency
RE	radiated emission
SA	spectrum analyzer
rms	root mean square
W	width

End of the document