
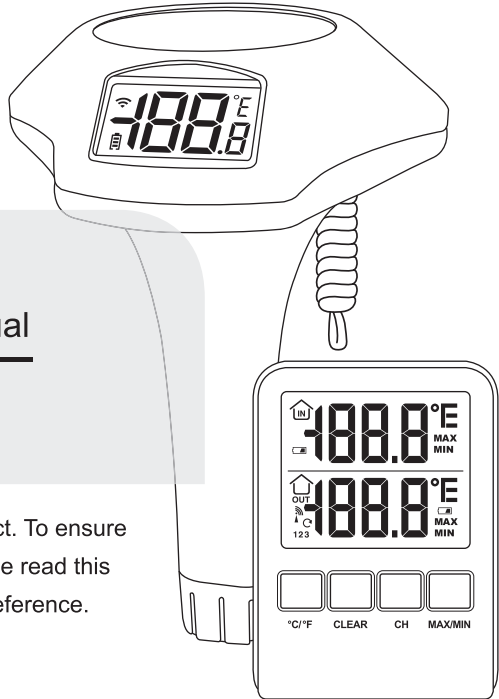


制 版	JH	材 质	70克双胶纸				日 期	2024-7-22
物 料	<input type="checkbox"/> 插卡 <input type="checkbox"/> 双泡壳 <input type="checkbox"/> 绑卡 <input type="checkbox"/> 吸卡PVC <input type="checkbox"/> 吸卡PET <input type="checkbox"/> 纸盒 <input checked="" type="checkbox"/> 说明书							
备 注								

Model: SH-PT-002 (AZ-001) 说明书 426x210mm双 2024-7-22 风琴5折

正





Circrane Solar Wireless Pool Thermometer instruction manual

SH-PT-002

Congratulations on your new Circrane product. To ensure the best possible product performance, please read this manual in its entirety and retain it for future reference.

1. Unpacking Instruction

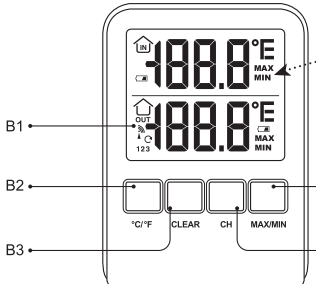
- Remove the protective film that is applied to the LCD screen prior to using this product. You also need prepare 2 of AAA batteries for this product.

2. Package Contents

- Solar wireless pool thermometer (Transmitter)
- Indoor thermometer (Receiver)
- Instruction Manual

3. Features & Specifications

▶ 3.1 Temperature and Humidity Monitor (Receiver)



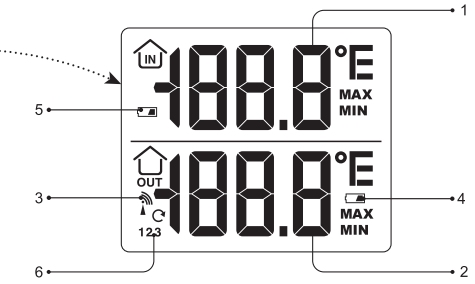
B1 : LCD Display

B2 : °F/°C Button

B3 : Record Clear

B4 : Channel Button

B5 : MAX/MIN Button



1 : Indoor temperature (Receiver)

2 : Pool/Outdoor temperature (Transmitter)

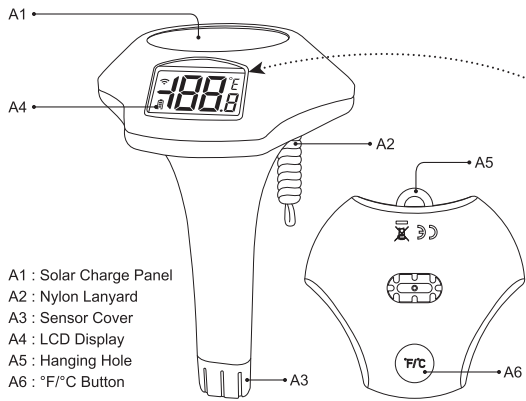
3 : Wireless reception indicator

4 : Low battery indicator (Transmitter)

5 : Low battery indicator (Receiver)

6 : Channel number

▶ 3.2 Solar Pool Thermometer (Transmitter)



A1 : Solar Charge Panel

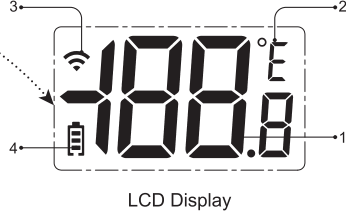
A2 : Nylon Lanyard

A3 : Sensor Cover

A4 : LCD Display

A5 : Hanging Hole

A6 : °F/°C Button



1 : Temperature

2 : °F/°C

3 : Wireless transmission indicator

4 : Battery Level Indicator

- Temperature measurement range : -4°F~158°F(-20°C~+70°C)
- Temperature measurement accuracy: ±1.8°F(±1.0°C) between 32°F to 122°F, otherwise ±3.6°F(2°C)
- Temperature display accuracy: 0.1°F(0.1°C)
- Sampling period: 50s
- Maximum number of thermometer channels supported at the same time: 3
- Power supply: 2 x AAA, 1.5V batteries (not included)

- Temperature measurement range: -40°F~158°F(-40°C~70°C)
- Temperature measurement accuracy: ±1.8°F(±1.0°C) between 32°F to 122°F, otherwise ±3.6°F(2°C).
- Temperature display accuracy: 0.1°F(0.1°C)
- Sampling period: 10s
- Wireless transmission period & frequency: 50s; 433MHZ

\_ 1 \_

\_ 2 \_

反

- Wireless transmission distance: Up to 230ft(70m) in free field. Metal objects, thick walls, metal surfaces, or other objects can limit wireless communication distance.
- Power supply: Rechargeable battery with solar charge panel
- Battery life: Over 100 days (without solar charging)
- Waterproof grade: IPX8

4. Operation instruction

▶ 4.1 Temperature and Humidity Monitor (Receiver)

- °C/°F Button: Press it to switch the temperature unit between °C and °F. In the mode of displaying maximum/minimum values.
- Clear Button: In MAX/MIN mode, short press to clear all maximum/minimum values and start recording again (Press the MAX/MIN button to enter the MAX/MIN display mode).
- CH Button: Press it to switch between the channels (CH1, CH2, CH3), the screen will display the measured temperature of the chosen channel. For a combination product with only 1 single swimming pool thermometer , it will only support CH1. When first use, you should place the pool thermometer close to the indoor monitor and let the pool thermometer transmit data for once so that they can reconnect again and complete the registration.
- MAX/MIN Button: Short press it to switch between the maximum/minimum/current temperature values.

▶ 4.2 Pool Thermometer (Transmitter)

- °C/°F Button: 1. Hold °C/°F button for 3 seconds to turn off or turn it on; 2. In power up mode, short press to switch temperature unit.
- Put the thermometer into pool, it will float on the water.
- The sunlight charges the battery through the solar charge panel.
- Short press the °C/°F button to switch temperature unit.
- Hold °C/°F button for 3 seconds to turn off or turn it on.

5. Product Warranty

- This item carries a 1-year warranty against defects in either components or workmanship. During this period, products that prove to be defective will, at the discretion of CIRCRANE, be either repaired or replaced without charge.

6. FCC Requirement


▶ Changes or modifications not expressly approved by the party responsible for compliance could void the user's authorityto operate the equipment. This device complies with Part 15 of the FCC Rules. Operation is subject to the following twoconditions:  
(1) this device may not cause harmful interference, and  
(2) this device must accept any interference received, including interference that may cause undesired operation.


▶ Note: This equipment has been tested and found to comply with the limits for a Class B digital device, pursuant to Part 15 of the FCC Rules. These limits are designed to provide reasonable protection against harmful interference in residential installation. This equipment generates, uses, and can radiate radio frequency energy, and if not installed andused in accordance with the instructions, may cause harmful interference to radio communications. However, there is noguarantee that interference will not occur in a particular installation. If this equipment does cause harmful interferenceto radio or television reception, which can be determined by turning the equipment off and on, the user is encouraged totry to correct the interference by one or more of the following measures:  
-- Reorient or relocate the receiving antenna.  
-- Increase the separation between the equipment and receiver.  
-- Connect the equipment into an outlet on a circuit different from that to which the receiver is connected.  
-- Consult the dealer or an experienced radio/TV technician for help.This equipment complies with FCC radiation exposure limits set forth for an uncontrolledenvironment.

This equipment should be installed and operated with a minimum distance of 20cm between the radiator &your body. This transmitter must not be co-located or operating in conjunction with any other antenna or transmitter.


FC


CE





RoHS





FCC Statement

Changes or modifications not expressly approved by the party responsible for compliance could void the user's authority to operate the equipment.  
This equipment has been tested and found to comply with the limits for a Class B digital device, pursuant to Part 15 of the FCC Rules. These limits are designed to provide reasonable protection against harmful interference in a residential installation. This equipment generates uses and can radiate radio frequency energy and, if not installed and used in accordance with the instructions, may cause harmful interference to radio communications. However, there is no guarantee that interference will not occur in a particular installation. If this equipment does cause harmful interference to radio or television reception, which can be determined by turning the equipment off and on, the user is encouraged to try to correct the interference by one or more of the following measures:  
-- Reorient or relocate the receiving antenna.  
-- Increase the separation between the equipment and receiver.  
-- Connect the equipment into an outlet on a circuit different from that to which the receiver is connected.  
-- Consult the dealer or an experienced radio/TV technician for help  
This device complies with part 15 of the FCC rules. Operation is subject to the following two conditions (1)this device may not cause harmful interference, and (2) this device must accept any interference received, including interference that may cause undesired operation.

This equipment complies with FCC radiation exposure limits set forth for an uncontrolled environment. This equipment should be installed and operated with minimum distance 20cm between the radiator & your body.

\_ 3 \_

\_ 4 \_