

PRODUCT LABELING

Proposed Label Location on EUT

FCC ID Label Location



FCC ID: 2ATH8202007210123^{4J}

This device complies with Part 15 of the FCC Rules. ^{4J}

Operation is subject to the following two conditions:^{4J}

- (1) this device may not cause harmful interference, and (2) ^{4J}
- this device must accept any interference received, including ^{4J}
- interference that may cause undesired operation.^{4J}



AGES 8+

4WD R/C

SMOKE

SMOKE

1:16
SCALE



R/C
4WD

REAR FOG STREAM



SMOKE

AGES 8+

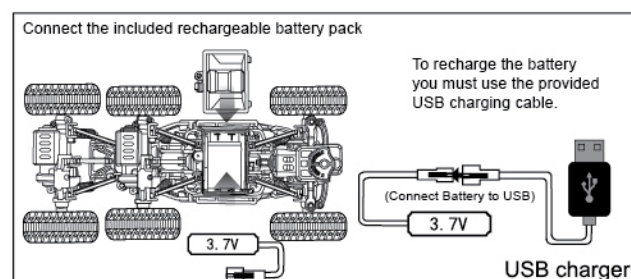
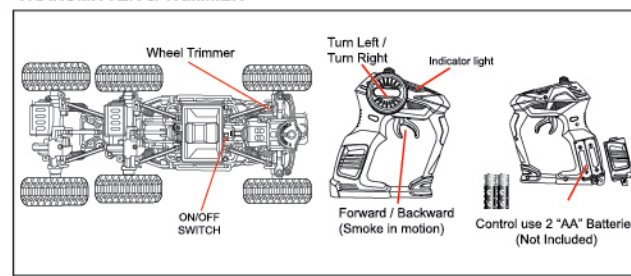


1:16
SCALE



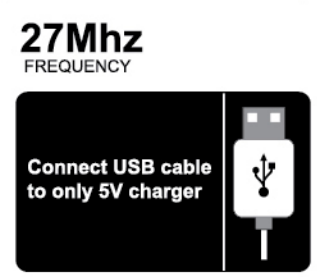
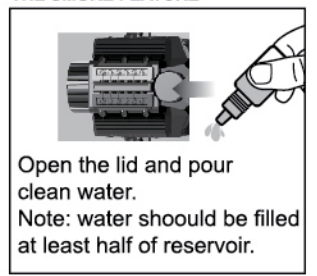
SMOKE

TRANSMITTER & TRIMMER



WARNING:
CHOKING HAZARD - small parts.
Not for children under 3 years.

HOW TO USE THE SMOKE FEATURE



**27Mhz
FREQUENCY**

WARNING:
Do not throw batteries into fire. Otherwise, batteries may explode or leak.
Do not mix new and old batteries.
Do not mix different types of batteries such as carbon-zinc, alkaline or rechargeable.
It is suggested to use batteries of the same brand or the same type.
As small parts may cause choking danger, battery replacement should be done by an adult.
Note polarity when installing the batteries to avoid short circuit.
Do not leave exhausted batteries in the product. When necessary replace the batteries with new ones.
Do not charge batteries that are not rechargeable.
If rechargeable battery is used, remove it from the product before charging.
Please keep this packaging box as they contain important information about the product.

INTRUCTIONS

1. Recharge the Ni-Cd battery before use for at least 8hrs for the first 2 times. Normal charge after for 5-6 hours. Do not overcharge more than 8hrs.
2. Install batteries.
3. Turn the power switch to the "ON" position on the car.
4. Turn the power switch to the "ON" position on the remote control.
5. If it does not pair successfully repeat step 2 and 3.
6. Remote control and car pairing needs to be done only once.
7. To reset the control frequency, you need to remove the batteries wait or 30 seconds and re-install the batteries. The control light indicator will flash and then go into a constant light.

FCCID: 2ATH8202007210123
This device complies with Part 15 of the FCC Rules.
Operation is subject to the following two conditions:
(1) this device may not cause harmful interference, and
(2) this device must accept any interference received,
including interference that may cause undesired
operation.

Caution

1. Do not throw batteries into fire. Otherwise, batteries may explode or leak.
2. Do not mix new and old batteries.
3. Do not mix different types of batteries such as carbon-zinc, alkaline or rechargeable.
4. It is suggested to use batteries of the same brand or the same type.
5. As small parts may cause choking danger, battery replacement should be done by an adult.
6. Note polarity when installing the batteries to avoid short circuit.
7. Do not leave exhausted batteries in the product. When necessary replace the batteries with new ones.
8. Do not charge batteries that are not rechargeable.
9. If rechargeable battery is used, remove it from the product before charging.
10. Please keep this packaging box as they contain important information about the product.

No. MT1061

Tracking No. 060120



Misco Toys DBA Misco Enterprises
Edison, NJ 08817
Made in Shantou, China



MADE IN CHINA SPECIFICATIONS COLORS AND CONTENTS MAY VARY FROM ILLUSTRATIONS