



# Audio Workshop

Quiet & Dynamic

## GETTING STARTED

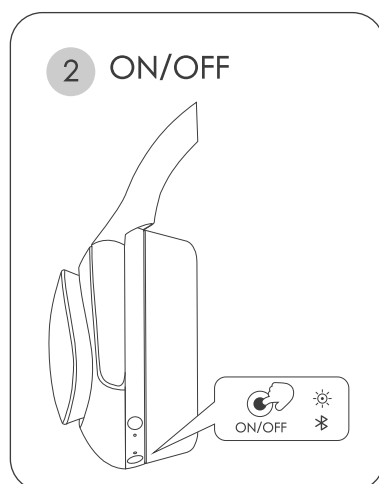
### 1 APP Download



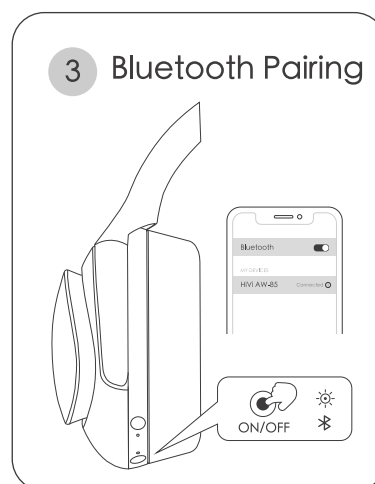
HiVi Connect



HiVi Connect provides you with various and personalized settings, please download it on the App Store and Android Store.



Press and hold the ON/OFF button for 1 second to turn on or turn off the headphone.



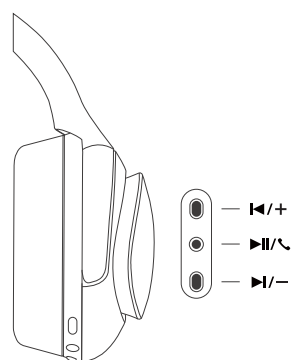
- Initial pairing: when the headphone is turned ON, it will enter into the pairing mode automatically, and GREEN light and WHITE light will flicker alternately. Choose HiVi AW-85 in the list of Bluetooth devices to complete the initial pairing.
- General connection: when the headphone is ON, it will connect to your cellphone automatically.
- Delete preset pairing: when the headphone is ON, double press the ON/OFF button, as GREEN light and WHITE light flickers alternately, the headphone is in the mode of pairing a new device.

#### 4 How to wear



There is ● and ● mark on the headphone for easy recognition. Adjust the headband for a comfortable wearing.

## 5 How to use

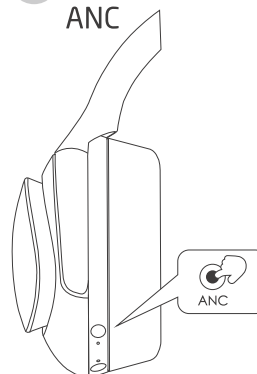


**◀/+** : Press once to increase volume, press and hold when playing music, it moves backward to the previous music.

**⏸/▶** : Press once to pause playing, press again to resume playing. When you have an incoming call on your cellphone, press once to answer the call, press again to end the call.

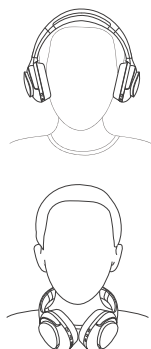
**▶/-** : Press once to decrease volume, press and hold when playing music, it moves forward to the next music.

## 6 Two-channel Independently Active Noise Cancellation ANC




HiVi AW-85 adopts independent high-performance 2-channel Active Noise Cancellation (ANC) technology. When the headphone is turned ON, ANC function is automatically activated. Press ANC button to activate or deactivate this function. When ANC is activated, GREEN indicator light is on; when ANC is deactivated, WHITE indicator light is on.

## 7 Smart Play/pause (A)



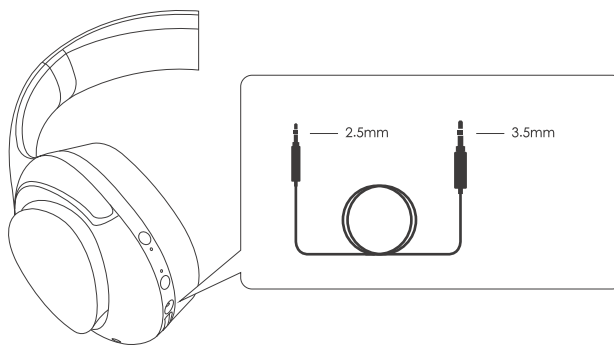
HiVi AW-85 has Smart Play/pause function. Take off the headphone when playing, music playing will be paused automatically. Put the headphone back on, music playing will resume.

## 8 Transparency Mode



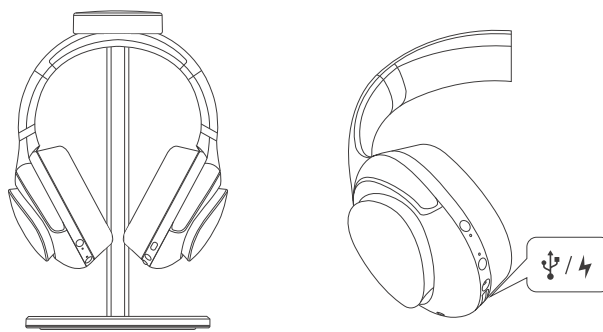
HiVi AW-85 has a unique transparency mode, which allows user to be aware of environmental sound with the help of a simple movement while not taking off the headphone. When the headphone is working, touch left shell using your left hand to enter into the transparency mode. Transparency mode: environmental sound is picked up by a microphone and is enhanced and output on the headphone. At the same time, music playing volume goes down to 20% of its original setting.

## 9 Audio Port



One 2.5mm/3.5mm audio cable comes with HiVi AW-85, which allows the headphone to work in wired situation. When wired, you can activate or deactivate the ANC function.

## 10 Charging



HiVi AW-85 is the first headphone in the world that adopts magnetic adsorption wireless charging technology. To charge your headphone, you can choose either HiVi PB series wireless charging stand or conventional micro USB port,conventional micro USB port.

Important: Please DO NOT use both charging method at the same time.



## WHAT'S INSIDE

- |                            |    |
|----------------------------|----|
| • Wireless Charging Stand  | X1 |
| • Users Guide and Warranty | X1 |
| • Cable                    | X1 |
| • Carrying Case            | X1 |

## SECURITY INFORMATION

- DO NOT use the headphone in any insecure circumstance, such as operating a machine, crossing streets, or working that may involve uncertain or unpredictable factors.
- Using headphone while you' re driving a vehicle is illegal and very dangerous. It lowers your awareness of environmental sound, and may endanger your life or others. DO NOT wear a headphone while you' re driving a vehicle.
- Listening with high volume harms your hearing. To protect your hearing, please make sure to turn down the volume of the media player before connecting the headphone to the device. Expose yourself to the environment with a sound level of 85dB or up will gradually jeopardise your hearing.
- DO NOT expose the headphone to the environment where there is high humidity, high temperature and heat source.
- Unauthorized disassembly of this device will void the warranty.

Disposal Information

Name of Component	Toxic/harmful Element					
	Pb	Hg	Cd	CrVI	PBB	PBDE
Charger and cable	x	o	o	o	o	o
Electronics	x	o	o	o	o	o
Metals	x	o	o	o	o	o
Batteries	x	o	o	o	o	o

NOTE: This equipment has been tested and found to comply with the limits for a Class B digital device, pursuant to part 15 of the FCC Rules. These limits are designed to provide reasonable protection against harmful interference in a residential installation. This equipment generates uses and can radiate radio frequency energy and, if not installed and used in accordance with the instructions, may cause harmful interference to radio communications. However, there is no guarantee that interference will not occur in a particular installation. If this equipment does cause harmful interference to radio or television reception, which can be determined by turning the equipment off and on, the user is encouraged to try to correct the interference by one or more of the following measures:

- Reorient or relocate the receiving antenna.
  - Increase the separation between the equipment and receiver.
  - Connect the equipment into an outlet on a circuit different from that to which the receiver is connected.
  - Consult the dealer or an experienced radio/TV technician for help
- Changes or modifications not expressly approved by the party responsible for compliance could void the user's authority to operate the equipment. This device complies with Part 15 of the FCC Rules. Operation is subject to the following two conditions:
- (1) this device may not cause harmful interference, and (2) this device must accept any interference received, including interference that may cause undesired operation.

## GUARANTEE

HiVi惠威一年有限保修  
Limited One-year Warranty

由购买日起计一年内保用期内，充电桩和其他机件如有损坏或发生故障，经本公司技术人员证实乃在正常使用之情况下发生者，本公司将提供免费维修及更换零件。经更换后之任何损坏零件，将归属本公司。HiVi warrants to the original purchaser that this product will be free from defective materials and workmanship for one (1) year from the date of purchase. If, within the warranty period, the product is determined to be defective (at the date of original purchase) due to improper materials or workmanship, HiVi will, without charge for parts, repair or replace the product or its defective parts. Any damaged parts after replacement will be kept by the company.

如本证内所列明的产品（甲）曾经被非本公司人员改换或修理；或（乙）曾因错误操作、疏忽使用、意外事件、天然灾害而引致损坏，或（丙）因电压不正常而导致机件操作失灵，或（丁）已转换用户或用户搬迁地址而未能及时通知本公司服务中心者，本保用证将自动失效。惠威集团将继续为顾客进行产品修理，但是维修费用由顾客承担。

1) If the product listed in this certificate has been changed or repaired by unauthorized dealer; 2) if any damage caused by accident, fire, misuse, neglect, unusual physical, or modification; improper or unauthorized installation; 3) if any failure of working due to abnormal voltage; 4) if the user transferred this product or has been relocated and failed to notify the service center of the company in time, this warranty will automatically expire. Return, repair, and replacement shipping, liability, and cost is the responsibility of the purchaser.

本保用单之免费更换零件并不包括耳机在不正确电源供给下或者其他人作为因素。The free replacement parts of this warranty do not apply to the case when the headphone are used with incorrect power supply or other improper human factors.

除此保用证外，任何商号及人士所发出之有关保用证书，均不为本公司认可。Except for this warranty, the relevant warranty certificates issued by any firm and person are not recognized by the company.

请妥存此证及正式购货收据，于修理时一并出示予技术人员查阅方可有效。

Please keep this certificate and your sales receipt as proof of purchase when repairing.

需要服务之机件如需要回厂检修，客户需负责将机件邮寄本公司之各地维修服务中心，服务中心于机件修妥后，将产品邮回给顾客。

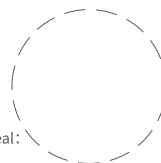
If any parts need to be returned to the factory for repair, the customer shall be responsible for delivering the parts to the local maintenance service center of the company. After repaired, the product will be mailed back to the customer.

**INSURANCE CERTIFICATE**

如需要维修时，请出示此保用证  
Please show this warranty certificate if you need repairing.

请保留此页作保用证  
Please keep this page as a warranty certificate.

产品型号/Model: 编号/Serial Number: 经销商盖章/Dealer's seal:



购买日期 购买凭证号码 经销商名称  
Date of purchase: No. of proof of purchase: Dealer:

HiVi惠威.中国 / HiVi(China)  
珠海惠威科技有限公司/Zhuhai HiVi Technology Co., Ltd.  
广东省珠海市联港工业区大林山片区东成路南1号 / No. 1, South Dongcheng Road  
Liangang Industrial Zone Zhuhai, Guangdong, 519045, P.R. China

联系我们/Contact Us: hivi\_zh@hivi.com 电话/Tel: +86-756-6268088 传真/Fax: +86-756-6268068 www.hivi.com



© Zhuohi HiVi Technology Co.,Ltd. All Rights Reserved.