

Project #234108031
Report Date: 6/25/19

Report #31962830.001

Unlicensed Test Setup Photos




Figure 1: Test Setup for Conducted Emission – Front (AC Mains)




Figure 2: Test Setup for Conducted Emissions – Back (AC Mains)




Figure 3: Test Setup for Radiated Emissions 30MHz to 1000MHz




Figure 4: Test Setup for Radiated Emissions 1GHz to 18GHz




Figure 5: Test Setup for Radiated Emissions 18GHz to 26 GHz