

# S1 Pro

Bluetooth Earphones

# USERGUIDE

LIMITED WARRANTY

- Tangmai Technology Co., Ltd ( "Tangmai" ) warrants this product against defects in material or workmanship for the time periods and as set forth below when purchased directly from Tangmai or Tangmai Retailer. Pursuant to this Limited Warranty, Tangmai will, at its option, (i) repair the product using new or refurbished parts or (ii) replace the product with a new or refurbished product. For purposes of this Limited Warranty, "refurbished" means a product or part that has been returned to its original specifications. In the event of a defect, these are your exclusive remedies.
- For a period of ninety (90) days from the original date of purchase of the product ( "Labor Warranty" ), Tangmai will, at its option, repair or replace with new or refurbished product, product determined to be defective. If Tangmai elects to replace the product after this Labor Warranty has expired but while the Parts Warranty below is still in effect, it will do so for the applicable labor charge.
- At its sole option, Tangmai will repair or replace the defective product and promptly return it to you. In order for this warranty to be valid, the consumer must, at the time the product is returned, provide proof of purchase in the form of the original purchase receipt directly from Tangmai or from a Tangmai-authorized reseller. If Tangmai elects to replace the defective product, then Tangmai reserves the right to replace the defective product with another product of the same model or a model of at least comparable quality and features in Tangmai's sole determination.

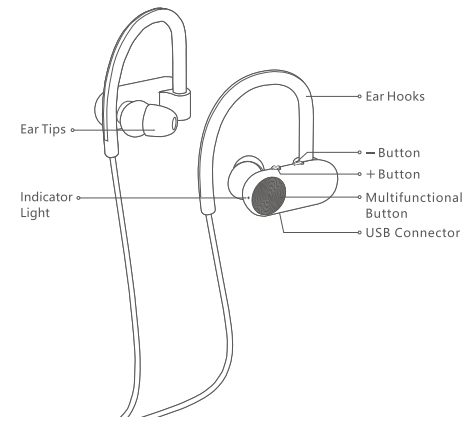
## PLEASE READ AND KEEP ALL SAFETY AND USE INSTRUCTIONS

- If you believe this product is defective within the warranty period, carefully repack the unit, insure it and return it with proof of purchase, postage prepaid, to Tangmai Incorporated, Attention: Service Department, at the address below.
- Outside of the United States, return the product to your dealer or Authorized Service Center. Addresses are listed on www.Tangmai.com or can be obtained by contacting Tangmai at the address listed below.
- This warranty is not transferable. This warranty does not apply in cases of abuse or misuse of the product, use contrary to Tangmai's instruction, ordinary wear and tear, an act of God, negligent use, purchase from a party other than Tangmai or a Tangmai-authorized reseller, unauthorized repair, or modification of the product.

ALL IMPLIED WARRANTIES OF MERCHANTABILITY OR FITNESS FOR A PARTICULAR PURPOSE ARE HEREBY DISCLAIMED TO THE EXTENT PERMITTED UNDER APPLICABLE LAWS AND, TO THE EXTENT NOT PERMITTED, ARE HEREBY LIMITED TO THE DURATION AND TERMS OF THIS WARRANTY. TANGMAI ALSO HEREBY DISCLAIMS ALL LIABILITY FOR INCIDENTAL, SPECIAL, OR CONSEQUENTIAL DAMAGES.

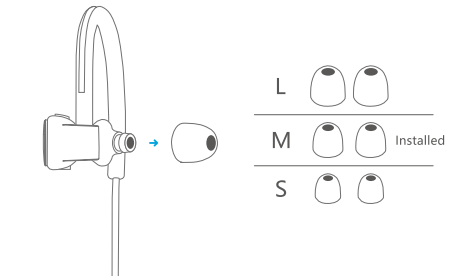
- Some states do not allow limitations on how long an implied warranty lasts, or the exclusion or limitation of incidental or consequential damages, so the above limitation may not apply to you. This warranty gives you specific legal rights, and you may have other rights which vary from state to state.
- This warranty does not restrict the rights of the consumer mandated under applicable laws.

EARPHONES



UNPACKING

- TANGMAI S1 Pro Bluetooth Earphones
- Ear tips (Small/Medium/Large)
- Charging cable
- User Guide



CONNECTING

- Press an hold Multifunctional button 5 seconds until indicator light blink blue.
- Turn on the Bluetooth then choose **Tangmai S1P**
- Enjoy your music.



WARNINGS/CAUTIONS

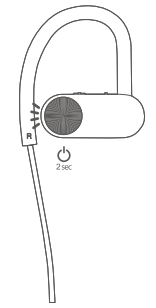
- Contains small parts which may be a choking hazard. children should use only under adult supervision. Not suitable for children under age 3.
- Use caution and follow applicable laws regarding mobile phone and headphone use if using the headphones for phone calls while driving. Some jurisdictions impose specific limitations, such as single earpiece configuration, on the use of such products while driving. DON'T use the headphones for any other purpose while driving.
- Focus on your safety and that of others if you use the headphones while engaging in any activity requiring your attention, e.g., while riding a bicycle or walking in or near traffic, a construction site or railroad, etc. Remove the headphones or adjust your volume to ensure you can hear surrounding sounds, including alarms and warning signals.
- Clean this equipment using the cloth only.
- Use this product only with an agency approved power supply which meets local regulatory requirements (e.g., UL, CSA, VDE, CCC).
- Do NOT make unauthorized alterations to this product.
- Do NOT expose products containing batteries to excessive heat (e.g. from storage in direct sunlight, fire or the like).
- Do NOT use the headphones at a high volume for any extended period. To avoid hearing damage, use your headphones at a comfortable, moderate volume level. Turn the volume down on your device before placing the headphones in/on your ears, then turn the volume up gradually until you reach a comfortable listening level.
- Do NOT submerge or expose the headphones for extended period to water, or wear while participating in water sports, e.g., swimming, waterskiing, surfing, etc.

POWER ON

Press and hold the multifunctional button until indicator light on.

POWER OFF

- Press and hold the multifunctional button until indicator light off.
- Charging
- Low power
- Disconnect 10 mins



KEY SPECIFICATIONS

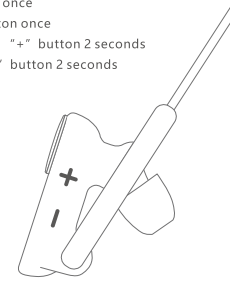
- Type: Bluetooth In-Ear
- Model: S1 Pro
- Bluetooth: V5.0
- Support Protocols: HFP, HSP, A2DP, AVRCP, SPP, SBC, AAC
- Wireless Range: (≈) 10m
- Playing time: (≈) 13 hours (50% volume)
- Charging time: (≈) 1.5 hours
- Battery capacity: (≈) 125 mAh
- Driver: 10.0mm
- Frequency Range: 20-20kHz
- Microphone: Included
- Product weight: 0.6 ounces (17.2g)
- Input: 5V1A

CALL FUNCTIONS

Answer/End a call: Click multifunctional button once  
Decline call: Click multifunctional button twice

MEDIA PLAYBACK

Play/Pause: Click multifunctional button once  
Volume Up: Click "+" button once  
Volume Down: Click "-" button once  
Previous track: Press and hold "+" button 2 seconds  
Next track: Press and hold "-" button 2 seconds



IMPORTANT SAFETY INSTRUCTIONS  
REGULATORY INFORMATION

- This equipment has been tested and found to comply with the limits for a Class B digital device, pursuant to Part 15 of the FCC Rules. These limits are designed to provide reasonable protection against harmful interference in a residential installation. This equipment generates, uses, and can radiate radio frequency energy and, if not installed and used in accordance with the instructions, may cause harmful interference to radio communications. However, there is no guarantee that interference will not occur in a particular installation. If this equipment does cause harmful interference to radio or television reception, which can be determined by turning the equipment off and on, the user is encouraged to try to correct the interference by one or more of the following measures:
- Reorient or relocate the receiving antenna.
- Increase the separation between the equipment and receiver.
- Connect the equipment into an outlet on a circuit different from that to which the receiver is connected.
- Consult the dealer or an experienced radio/TV technician for help.

Any Changes or modifications not expressly approved by the party responsible for compliance could void the user's authority to operate the equipment.

This device complies with part 15 of the FCC Rules. Operation is subject to the following two conditions: (1) This device may not cause harmful interference, and (2) this device must accept any interference received, including interference that may cause undesired operation.

**FCC Radiation Exposure Statement:**  
This equipment complies with FCC radiation exposure limits set forth for an uncontrolled environment. This transmitter must not be co-located or operating in conjunction with any other antenna or transmitter.

START SIRI

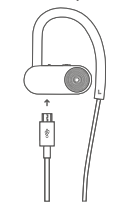
Click multifunctional button twice to activate Siri.

CHARGING

- When earphones become low power, you can hear single high tone every five minutes till power off.
- Please charging by the charger with 5V1A.

Indicator activity	System state
Blue	Charging
White	Full Charge

- Earphones would power off automatically while charging



RESTORE FACTORY SETTINGS

Press and hold "+" and "-" button 3 seconds at the same time until indicator light off.

ENVIRONMENTAL PROTECTION

Names and Contents of Toxic or Hazardous Substances or Elements						
Part name	Lead Pb	Mercury Hg	Cadmium Cd	Hexavalent Cr(VI)	Polybrominated biphenyls PBBs	Polybrominated diphenyl ether PBDEs
Earbuds	X	O	O	O	O	O
Battery	X	O	O	O	O	O
Cables	O	O	O	O	O	O
Ear tips	O	O	O	O	O	O

This table is prepared in accordance with the provisions of SJ/T 11364.

- : Indicates that this toxic or hazardous substance contained in all of the homogeneous materials for this part is below the limit requirement of GB/T 26572.
- ×: Indicates that this toxic or hazardous substance contained in at least one of the homogeneous materials used for this part is above the limit requirement of GB/T 26572.



The number in this logo indicates that the environment-friendly use period of the earbud is 10 years under normal use conditions.



The number in this logo indicates that the environment-friendly use period of the earbud is 5 years under normal use conditions.