

FCC Statement
 Changes or modifications not expressly approved by the party responsible for compliance could void the user's authority to operate the equipment.
 This equipment has been tested and found to comply with the limits for a Class B digital device, pursuant to Part 15 of the FCC Rules. These limits are designed to provide reasonable protection against harmful interference in a residential installation. This equipment generates uses and can radiate radio frequency energy and, if not installed and used in accordance with the instructions, may cause harmful interference to radio communications. However, there is no guarantee that interference will not occur in a particular installation. If this equipment does cause harmful interference to radio or television reception, which can be determined by turning the equipment off and on, the user is encouraged to try to correct the interference by one or more of the following measures:
 -- Reorient or relocate the receiving antenna.
 -- Increase the separation between the equipment and receiver.
 -- Connect the equipment into an outlet on a circuit different from that to which the receiver is connected.
 -- Consult the dealer or an experienced radio TV technician for help

Caution: Any changes or modifications to this device not explicitly approved by manufacturer could void your authority to operate this equipment.

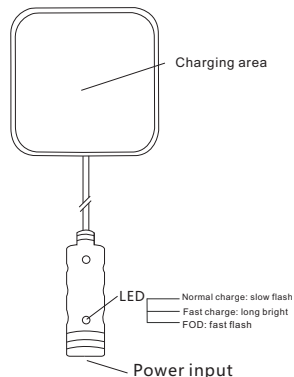


Product specifications :

Package Contents : Wireless charger*1 ·
 USB cable*1 · Manual *1

Size : 78*78*4.8mm

Weight : 60g



Applicable equipment:

IPHONE:iphoneX,iphone8,iphone8plus

SAMSUNG:S6/S6edge,S6edge+S7/S8edge/S9,Note5,Note8

LG:G3,G5/G5+,G6/G6+

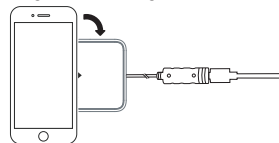
Nokia:Lumia830,Lumia920,Lumia1020,Lumia1520,Lumia930

Google:Nexus4,Nexus5,Nexus6

- 1.Plug in the cable to the appropriate adapter, then connect it with wireless charger, led indicator will flash once at that time, and standby mode on.
 (Note Please: Use the most appropriate adapters for best results.)



- 2.Place your Qi-enabled device on the charging pad to charge, led indicator light on.



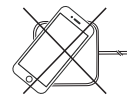
Different application



Attention:



Please site your smart phone at the center of the pad correctly for high-speed charging.



Inappropriate place may influence the charging speed or even result in charging disconnect.

- For charging efficiency, the thickness of phone's case is suggested less than 2mm, and over 5mm may lead to slow charging or failure of charging
- Do not use metal case.
- Please keep the environment temperature in 0-45°C
- The fast charge mode requires QC 2.0 adapter
- Please keep the charger and receiver away from water and other liquid.
- If cleaning the charger, please make sure the power is disconnected.