


# Test setup photos of EUT


## 1. Orthogonal plane of EUT

- The testing was set in the three orthogonal planes and measured for each position (X, Y, Z).

X-axis



Y-axis




Z-axis



Model name: HEBS-L-2A


## 2. Photos of Radiated Spurious Emission Test (Below 1 GHz)




Model name: HEBS-L-2A



### 3. Photo of Radiated Spurious Emission Test (Above 1 GHz)




### 4. Photo of Conducted Test



Model name: HEBS-L-2A

## 5. Photos of AC Power line emission Test



Model name: HEBS-L-2A