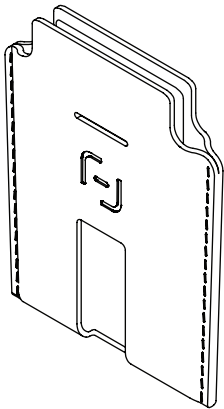


[-] MagBak



## Smart Wallet

Elegant, findable & multi-functional.

## Quick Guide

**Pairing:** Open the Apple Find My app • Hold the wallet close to your iPhone • Tap the + next to Items and then tap Add Other Item • Tap Connect once you see the wallet • Type a name and select an emoji • Agree to the terms and tap finish.

**Play Sound:** Open the Apple Find My app, tap the Items tab • Tap on your wallet • Tap Play Sound • The wallet will play a sound and flash the LEDs.

**Locate:** If your wallet goes missing, you can use the Apple Find My app to enable Lost Mode, which shows a message and contact info to anyone who finds it.

**Unpairing:** In the Apple Find My app, tap the Items tab • Tap on your wallet • Tap Remove Item • Tap Remove to finish • The wallet will play a sound and flash the LEDs six times.

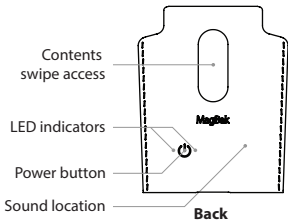
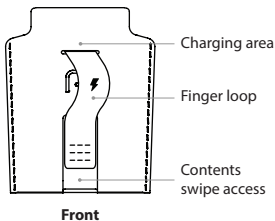
**NOTE:** When the wallet is unpaired, it will go into pairing mode for 10 minutes. To re-enter pairing mode, press the power button once. The wallet will play a sound and flash the LEDs once.



Works with

**Apple Find My**

# Know Your Wallet



## Power Button

**Turn On:** Five second long press. Sound will play and the LEDs will flash three times.

**Turn Off:** Press 5 times within two seconds. Sound will play and the LEDs will flash three times.

**Status Check:** Double press. Sound will play and the LEDs will flash three times to confirm the wallet is working.

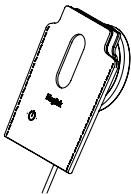
**Factory Reset:** Make sure the wallet is on and removed from the Apple Find My app. Double press the button, wait for a sound, then press and hold for 8 seconds. A second sound will play, and the LEDs will flash to confirm the reset. The wallet can now be paired again.

## Battery Charging

The wallet is rechargeable. To charge, place it front-side down on a compatible charger.

**Charging:** A sound will play when charging starts. The LEDs will glow red.

**Fully Charged:** No sound. The LEDs will turn green.



## Support

Scan the QR code with your camera or visit [magbak.com/fmwlt/support](https://magbak.com/fmwlt/support) to view FAQs, watch how-to videos, and access additional resources online.

MagBak offers 24/7 support. Visit [support.magbak.com](https://support.magbak.com) to get help with all MagBak products.



## Security

The Apple Find My network uses advanced encryption to ensure that no one else, not even Apple or 1LSS Inc, can view the location of your MagBak Wallet.

## Legal

The Apple Find My® network provides an easy, secure way to locate your MagBak Wallet using the Find My® app on your iPhone®, iPad®, Mac®, or the Find Items app on Apple Watch®.

To use the Apple Find My app to locate your MagBak Wallet, the latest version of iOS®, iPadOS®, or macOS® is recommended. The Find Items app on Apple Watch® requires the latest version of watchOS®.

Use of the Works with Apple badge means that a product has been designed to work specifically with the technology identified in the badge and has been certified by the product manufacturer to meet Apple Find My network product specifications and requirements. Apple is not responsible for the operation of this device or use of this product or its compliance with safety and regulatory standards.

Apple, Apple Find My, Apple Watch, Find My, iPhone, iPad, iPadOS, Mac, macOS and watchOS are the trademarks of Apple Inc. IOS is a trademark or registered trademark of Cisco in the U.S. and other countries and is used under license.

## **FCC Compliance**

This device complies with Part 15 of the FCC Rules. Operation is subject to the following two conditions: (1) this device may not cause harmful interference, and (2) this device must accept any interference received, including interference that may cause undesired operation.

**NOTE:** This equipment has been tested and found to comply with Part 15 of the FCC Rules. These limits are designed to provide reasonable protection against harmful interference in a residential installation.

This equipment generates, uses and can radiate radio frequency energy and, if not installed and used in accordance with the instructions, may cause harmful interference to radio communications. However, there is no guarantee that interference will not occur in a particular installation.

If this equipment does cause harmful interference to radio or television reception, which can be determined by turning the equipment off and on, the user is encouraged to try to correct the interference by one or more of the following measures:

- Reorient or relocate the receiving antenna.
- Increase the separation between the equipment and receiver.
- Connect the equipment into an outlet on a circuit different from that to which the receiver is connected.
- Consult the dealer or an experienced radio/TV technician for help.

**Any changes or modifications not expressly approved by 1LSS INC. could void the user's authority to operate the equipment.**

## California Prop. 65

WARNING: This product may contain chemicals known to the State of California to cause cancer and birth defects or other reproductive harm.

**Limitation of Liability:** 1LSS INC. will not be liable for any loss or damages arising from this product, whether direct, indirect, special, incidental or consequential, regardless of the theory asserted, including warranty, contract, negligence or strict liability.



[www.magbak.com](http://www.magbak.com) | [support.magbak.com](http://support.magbak.com)

MagBak is a registered trademark of 1LSS INC.  
All rights reserved.

Designed in California.  
Made in China.

1LSS INC.  
Los Angeles, CA  
United States