


Dual Electronics Corp.
Heathrow, FL 32746
www.dualav.com

MODEL DCPA101
AM/FM RECEIVER W/10.1" TFT LCD
+12-16VDC NEGATIVE GROUND
MADE IN KOREA

THIS DEVICE COMPLIES WITH PART 15 OF THE FCC RULES AND REGULATIONS
OPERATION IS SUBJECT TO THE FOLLOWING TWO CONDITIONS:
1) THIS DEVICE MAY NOT CAUSE HARMFUL INTERFERENCE, AND
2) THIS DEVICE MUST ACCEPT ANY INTERFERENCE RECEIVED, INCLUDING
INTERFERENCE THAT MAY CAUSE UNDESIRE OPERATION.

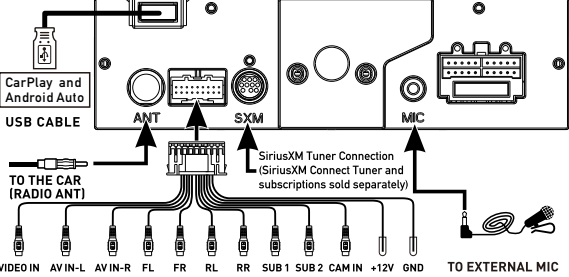
FCC ID: 2AT9B-AV1377W
ALL REGISTERED TRADEMARKS ARE PROPERTY OF THEIR RESPECTIVE OWNERS.
TECHNICAL ASSISTANCE 1-866-382-5476



8 27204 11860 3

POWER CONNECTIONS
RED----- IGNITION / ACC 12V (+)
BLACK----- CHASSIS GROUND (-)
YELLOW----- BATTERY 12V (+)
ORANGE----- ILLUMINATION (+)
VIOLET/WHITE ----- REVERSE (+)
BLUE ----- POWER ANTENNA (+)
PINK ----- PARKING BRAKE (-)
BLUE/WHITE ----- REMOTE TURN-ON (+)
SWC INPUT ----- 3.5mm JACK (GRAY/RED)

SPEAKER CONNECTIONS
WHITE----- LEFT FRONT (+)
WHITE/BLACK ----- LEFT FRONT (-)
GRAY----- RIGHT FRONT (+)
GRAY/BLACK----- RIGHT FRONT (-)
GREEN ----- LEFT REAR (+)
GREEN/BLACK----- LEFT REAR (-)
VIOLET ----- RIGHT REAR (+)
VIOLET/BLACK----- RIGHT REAR (-)

***USE 15 AMP ATC REPLACEMENT FUSE ONLY**

AUDIO/I/O CONNECTIONS

VIDEO IN AVIN-L AVIN-R FL FR RL RR SUB 1 SUB 2 CAM IN +12V GND TO EXTERNAL MIC




Dual Electronics Corp.
Heathrow, FL 32746
www.dualav.com

MODEL DCPA101
AM/FM RECEIVER W/10.1" TFT LCD
+12-16VDC NEGATIVE GROUND
MADE IN KOREA

THIS DEVICE COMPLIES WITH PART 15 OF THE FCC RULES AND REGULATIONS
OPERATION IS SUBJECT TO THE FOLLOWING TWO CONDITIONS:
1) THIS DEVICE MAY NOT CAUSE HARMFUL INTERFERENCE, AND
2) THIS DEVICE MUST ACCEPT ANY INTERFERENCE RECEIVED, INCLUDING
INTERFERENCE THAT MAY CAUSE UNDESIRE OPERATION.

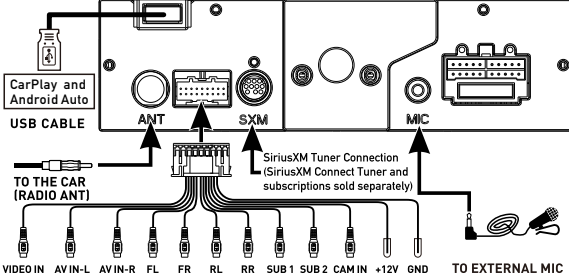
FCC ID: 2AT9B-AV1377W
ALL REGISTERED TRADEMARKS ARE PROPERTY OF THEIR RESPECTIVE OWNERS.
TECHNICAL ASSISTANCE 1-866-382-5476


8 27204 11860 3

POWER CONNECTIONS
RED----- IGNITION / ACC 12V (+)
BLACK----- CHASSIS GROUND (-)
YELLOW----- BATTERY 12V (+)
ORANGE----- ILLUMINATION (+)
VIOLET/WHITE ----- REVERSE (+)
BLUE ----- POWER ANTENNA (+)
PINK ----- PARKING BRAKE (-)
BLUE/WHITE ----- REMOTE TURN-ON (+)
SWC INPUT ----- 3.5mm JACK (GRAY/RED)

SPEAKER CONNECTIONS
WHITE----- LEFT FRONT (+)
WHITE/BLACK ----- LEFT FRONT (-)
GRAY----- RIGHT FRONT (+)
GRAY/BLACK----- RIGHT FRONT (-)
GREEN ----- LEFT REAR (+)
GREEN/BLACK----- LEFT REAR (-)
VIOLET ----- RIGHT REAR (+)
VIOLET/BLACK----- RIGHT REAR (-)

***USE 15 AMP ATC REPLACEMENT FUSE ONLY**

AUDIO/I/O CONNECTIONS

VIDEO IN AVIN-L AVIN-R FL FR RL RR SUB 1 SUB 2 CAM IN +12V GND TO EXTERNAL MIC