


### **Test Setup Photographs for the CC000 2**

#### **Radiated Emissions**

Configuration 1: Radiated measurements < 30 MHz on an open field test site




**Photo 1**



**Photo 2**



**Radiated Emissions (continued)**



**Photo 3 / Set up for 3 metre measurements**



**Photo 4 / Set up for 30 metre measurements**

**Radiated Emissions (continued)**




**Photo 5 / Set up for 300 metre measurements**




**Radiated Emissions (continued)**

Configuration 2: Radiated measurements < 30 MHz in a semi-anechoic chamber




**Photo 1**




**Photo 2**

**Radiated Emissions (continued)**

Configuration 3: Radiated measurements > 30 MHz in a semi-anechoic chamber



**Photo 1**



**Photo 2**

### **AC Conducted Emissions**

Configuration 1:



**Photo 1**



**Photo 2**