

FOREO
SWEDEN



iSSa™ 4
plus

ULTRA-HYGIENIC SONIC TOOTHBRUSH

ONLINE MANUAL



FULL USER MANUAL

GETTING STARTED

Congratulations on taking the first step toward better brushing habits and a whiter, brighter smile by acquiring issa™ 4 plus. Before you begin to enjoy all the benefits of this sophisticated and stylish toothbrush, please take a few moments to look through this manual.

Please READ ALL INSTRUCTIONS BEFORE USE and utilize this device only for its intended use as described in this manual.

⚠ WARNING: NO MODIFICATION OF THIS EQUIPMENT IS ALLOWED.

issa™ 4 plus OVERVIEW

Experience a professional teeth cleaning every day. issa™ 4 plus brings you a complete, personalized dental care experience with features designed to protect your gums, whiten your teeth, and keep your mouth feeling fresher for longer. The innovative hybrid brush head offers 2x the longevity of traditional brushes, while its smart technology adapts to your brushing habits, ensuring you get the most effective clean every time.

GETTING TO KNOW issa™ 4 plus

HYBRID BRUSH HEAD
Silicone + PBT polymer bristles are tough on plaque, yet gentle on gums.

MEDICAL-GRADE SILICONE
Ultra-hygienic, bacteria-resistant, free of BPA & phthalates, super soft, and up to 10,000x more hygienic than nylon bristles.

SENSITIVE MODE
Delivers a lower Sonic Pulse intensity for more sensitive areas of the mouth.

UNIVERSAL POWER BUTTON
Powers toothbrush on/off with one press. Automatically puts toothbrush in deep clean mode. Also puts toothbrush in Bluetooth pairing mode to connect to the app.

WHITENING MODE
Delivers a higher Sonic Pulse intensity for teeth with more discoloration.

QUADRANT PACER
Indicate when to move to the next quadrant of your mouth, to ensure each area gets enough attention. Also flash when toothbrush is first turned on to indicate how much battery is left.

INDICATOR LIGHT
Indicates low battery, and when your toothbrush is in Bluetooth pairing mode.



COMPLETE 360° CLEAN
Front cleans teeth and gums, back cleans cheeks & tongue.

SONIC PULSE TECHNOLOGY
Delivers up to 11,000 high-intensity pulsations / micro-sweeps per minute.

REPLACEABLE BRUSH HEAD
Easy to change - simply pull off the old one and push on the new one.

AI PRESSURE ADAPT
Analyzes the pressure you're applying while brushing & auto-adapts the intensity accordingly, for optimal results.

ANTI-SLIP GRIP
Ultra-comfortable handling for an even smoother brushing experience.

USB CHARGING PORT
Seals the device making it 100% waterproof & usable in the shower. Single charge lasts up to 365 days.



EXTREMELY VERSATILE
Can be used with any issa™ brush head or attachment.



USB CHARGER
Charge anytime, anywhere with USB charging cable.



TRAVEL POUCH
Travel perfect to keep your issa™ clean while on-the-go.

HOW TO USE issa™ 4 plus

UNLOCK YOUR DEVICE

Before using your toothbrush for the first time, you must unlock it. You can do this automatically by registering your issa™ via the FOREO app, and activating the warranty.

1. Download the FOREO For You app on your mobile phone.
2. Log in to your existing account, or sign up for a new one.
3. Add device (on the top of your screen).
4. Choose the device series.
5. Follow the instructions on the app and fill in the purchase information.

And your toothbrush is ready to use!



HOW TO USE



1. APPLY TOOTHPASTE

Apply your regular toothpaste to the issa™ brush head. Then press the universal button to turn on issa™ 4 plus, and select your preferred mode if desired.

(NOTE: The default setting will be Deep Clean mode. For Sensitive mode, press the feather button. For Whitening mode, press the tooth button. You can adjust settings further via the FOREO app).



2. BRUSH

Brush your teeth the same way as you would with a manual toothbrush for 2 minutes. Then use the back of your issa™ 4 plus brush head to gently scrape your tongue and inner cheeks



3. RINSE

Once finished, rinse your mouth and issa™ 4 plus with water.

Repeat twice a day for a fresher, brighter smile!

NOTE: Avoid using toothpastes with bleach, as they may damage or discolor the silicone.

IMPORTANT

FOR OPTIMUM SAFETY:

- Consult your physician prior to using an issa™ toothbrush if you have any medical concerns.
- If you experience any discomfort when using your issa™ toothbrush, discontinue use immediately and consult a physician.
- If you are undergoing treatment for any oral condition, consult your dental professional prior to use.
- For reasons of hygiene, we do not recommend sharing your issa™ with anyone else.
- This toothbrush is not intended for children under the age of 5. Close supervision is necessary when this device is used by, on, or near children. Proper supervision and instructions for safe use should be given to children, as well as those with reduced physical and mental abilities.
- Children should not be allowed to play with the toothbrush.
- Discontinue use if this product appears damaged in any way (brush head, handle, charging cable).
- Do not use the device if it is overheating or you suspect that it is malfunctioning.
- Avoid leaving your issa™ in direct sunlight and never expose it to extreme heat or boiling water.
- This device should only be used with a SELV power adapter.
- It is recommended that IEC60950 standard power suppliers are used to charge the device.

- Before charging, make sure that the plug and socket are completely dry. Failure to do so may result in electric shock, short circuit, or fire.
- Do not use the device while charging. Discontinue use if this device or charger is not working properly or appears damaged in any way. Use the USB charging cable supplied with your device only.
- Do not use while driving or operating heavy machinery.
- Do not use the device when it is plugged in.
- Do not insert any object into any opening of the device.
- The battery must be removed from the appliance before it is disposed of. The appliance must be disconnected from the supply mains when removing the battery, and the battery is to be disposed of safely.
- This product contains no serviceable parts.
- This device is intended for use at home and to promote overall oral hygiene by cleaning your teeth, gums, cheeks and tongue. Any harmful consequences resulting from misuse, application to other body areas, or any other improper applications are not the responsibility of FOREO.
- Use this device only for its intended use as described in this manual. If you do not find the answer to your specific question, or if you have any other questions regarding the device's operation, please visit foreo.com/support.

MAINTENANCE

CLEANING issa™ 4 plus

Clean your issa™ toothbrush after each use by washing the brush with warm water while running your fingers through the bristles. Allow your toothbrush to air dry. If you find any blood on the brush surface, please clean the device with soap and water.

NOTE: We do not recommend placing issa™ 4 plus in a UV sanitation case. Never use cleaning products containing alcohol, petrol or acetone. For optimal hygiene, we recommend spraying the body of the toothbrush with FOREO Silicone Cleaning Spray once a week, and rinsing with warm water.

REPLACING THE BRUSH HEAD

PULL OFF, PUSH ON

All issa™ brush heads are compatible with issa™ 4 plus.

To replace a brush head, make sure your issa™ 4 plus is turned off, and lift the brush head straight up to detach. With the bristles of the replacement head facing forward, align its center hole with the metal dowel and push down to attach securely.

Hybrid Brush Heads last up to 6 months before they need replacing. Sensitive Brush Heads, made of 100% silicone, last up to 1 year before they need replacing.

You can order your replacement brush heads via the FOREO app, on www.foreo.com, or by contacting the nearest authorized FOREO retailer.



CHARGING issa™ 4 plus



The indicator light on the base of your issa™ will gradually change color from yellow to red, to indicate how much battery you have left. If the indicator light on the base of your issa™ toothbrush turns red, it's time to recharge. Connect the USB charging cable to any outlet for 2.5 hours. When the indicator light stops blinking, your issa™ toothbrush is fully charged.

CAUTION: Before charging, make sure the charging port and USB charging cable are free of water and toothpaste residue. Do NOT use issa™ 4 plus while charging, and do NOT charge for more than 24 hours. Only use the USB charging cable provided by FOREO.

TROUBLESHOOTING

Precautions to be taken in the event of changes in the performance of your issa™:

issa™ is not activated when pressing the universal button:

- If this is your first time using the toothbrush, it's locked. Unlock it automatically by registering your issa™ via the FOREO app, and activating the warranty, (detailed instructions provided under 'Unlock Your Device' in the 'How to Use' section of this manual).
- Battery is empty. Recharge your toothbrush using the USB charging cable for up to 2.5 hours until fully charged. Then restart your toothbrush by holding down the universal power button.
- Travel-lock has been activated. Unlock your toothbrush by holding down the  and  buttons together.

issa™ cannot be switched off and/or interface buttons do not respond:

- Microprocessor is temporarily malfunctioning. Connect the USB charging cable and/or press and hold the universal power button to restart the device.

issa™'s indicator light changes color:

- Yellow to Red - Battery is almost empty. Recharge your toothbrush using the USB charging cable for up to 2.5 hours until fully charged. Then restart your toothbrush by holding down the universal power button.
- Breathing white - Battery is still charging.
- Blinking white - Toothbrush is in Bluetooth pairing mode, connecting to the app.

issa™'s indicator light does not blink when the USB charging cable is connected:

- Battery is fully charged, ready for up to 365 days of brushing.
- Battery is drained and will require several minutes to acknowledge USB charging cable.
- USB charging cable is not properly connected. Check electrical outlet / USB socket and charging port.

issa™ has fallen into water and the charging port is wet:

- Dry off and continue use. Your issa™ toothbrush is completely waterproof and the charging port is fully sealed.

If you do not find the answer to your specific question in the troubleshooting section, or if you have any other questions regarding the operation of this toothbrush, please visit the Customer Care section of www.foreo.com.

WARRANTY TERMS & CONDITIONS

REGISTER WARRANTY

To activate your 2-Year Limited Warranty, register through the FOREO For You app, or visit foreo.com/product-registration for more information.

2-YEAR LIMITED WARRANTY

FOREO warrants this device for a period of TWO (2) YEARS after the original date of purchase against defects due to faulty workmanship or materials arising from Normal Use of the device. The warranty covers working parts that affect the function of the device. It does NOT cover cosmetic deterioration caused by fair wear and tear, or damage caused by accident, misuse or neglect. Any attempt to open or take apart the device (or its accessories) will void the warranty.


If you discover a defect and notify FOREO during the warranty period, FOREO will, at its discretion, replace the device free of charge. Claims under warranty must be supported by reasonable evidence that the date of the claim is within the warranty period. To validate your warranty, please keep your original purchase receipt together with these warranty conditions for the duration of the warranty period.

To claim your warranty, you must log in to your account at www.foreo.com and then select the option to make a warranty claim. Shipping costs are nonrefundable. This undertaking is in addition to your statutory rights as a consumer and does not affect those rights in any way.


** This 2-Year Limited Warranty does not apply to replacement brush heads.*

DISPOSAL INFORMATION


Disposal of old electronic equipment (applicable in the EU and other European countries with separate waste collection systems).




EUROPEAN
CONFORMITY




PACKAGING IS MADE OF
RECYCLABLE MATERIAL




WATERPROOF



TYPE BF
APPLIED PART



GARBAGE WASTE
ELECTRICAL AND ELECTRONIC
EQUIPMENT DIRECTIVE



CONSULT INSTRUCTIONS
FOR USE

This device should not be treated as household waste, but rather be brought to the appropriate collection point for recycling of electrical and electronic equipment. By ensuring this device is disposed of correctly, you will help prevent the potential negative consequences for the environment and human health which could be caused by inappropriate waste handling of the device. The recycling of materials will also help conserve natural resources.

For more information about the recycling of your device, please contact your local household waste disposal service or your place of purchase.

BATTERY REMOVAL

NOTE: This process is not reversible. Opening the device will void its warranty. This action must only be undertaken when the device is ready to be disposed of.

Because this device contains a lithium-ion battery, the battery must be removed before disposal and should not be thrown away with household waste. To remove the battery, pull off the brush head, peel off the silicone outer layer from toothbrush body, open the inner plastic shell, remove the battery, and dispose of it in accordance with your local environmental regulations. Wear gloves during this process for your safety. Detailed visual instructions are provided below:



BATTERY REMOVAL

MATERIALS: Medical-Grade Silicone, PBT Polymer, PC + ABS
COLORS: Black / Lavender
SIZE: 195 × 28 × 32.4 mm
WEIGHT: 72g
BATTERY: Li-Ion 1000mAh 3.7V
RATED: 5V DC, 0.6W

CHARGING TIME: 2.5 hours
USER TIME: Up to 365 days
STANDBY: 180 days
FREQUENCY: 166 Hz
INTERFACE: 3 buttons
PULSATIONS/MIN: Up to 11,000

ENVIRONMENTAL CONDITIONS FOR USE

TEMPERATURE: 5° to 40° Celsius
HUMIDITY: 40% to 80%
ATMOSPHERIC PRESSURE: 800 to 1,060 hPa

ENVIRONMENTAL CONDITIONS FOR STORAGE & SHIPPING

TEMPERATURE: -10° to 50° Celsius
HUMIDITY: 30% to 80%
ATMOSPHERIC PRESSURE: 500 to 1,060 hPa

DISCLAIMER: Users of this device do so at their own risk. Neither FOREO nor its retailers assume any responsibility or liability for any injuries or damages, physical or otherwise, resulting, directly or indirectly, from the use of this device. Furthermore, FOREO reserves the right to revise this publication and to make changes from time to time in the contents thereof without obligation to notify any person of such revision or changes.

CAUTION: Changes or modifications to this unit not expressly approved by the party responsible for compliance could void the user's authority to operate the equipment.

NOTE: This device complies with Part 15 of the FCC Rules and contains licence-exempt transmitter(s) / receiver(s) that comply with Innovation, Science and Economic Development Canada's licence-exempt RSS(s). Operation is subject to the following two conditions:

- (1) This device may not cause interference.
- (2) This device must accept any interference, including interference that may cause undesired operation of the device.

l'appareil contient des émetteurs/récepteurs exempts de licence qui sont conformes aux CNR exempts de licence d'Innovation, Sciences et Développement économique Canada. L'exploitation est soumise aux deux conditions suivantes :

- (1) l'appareil ne doit pas produire de brouillage,
- (2) l'utilisateur de l'appareil doit accepter tout brouillage radioélectrique subi, même si le brouillage est susceptible d'en compromettre le fonctionnement.

FOREO declares that this device is in compliance with Directive 2014/53/EU. The full text of the EU declaration of conformity for the product is available at <https://www.foreo.com/support/ec-conformity>.

Model may be changed for improvements without notice.

©2025 FOREO. ALL RIGHTS RESERVED / TOUS DROITS RÉSERVÉS.

MANUFACTURED FOR / FABRIQUÉ POUR: FOREO.

EU IMP. & RP.: FAQ EUROPE D.O.O., RADNICKA CESTA 202, 10000 ZAGREB, CROATIA.

US DISTR.: FOREO INC., 1525 E PAMA LANE, LAS VEGAS, NV 89119, USA.

AUS DISTR.: FOREO AUS., 6 PROHASKY STREET, PORT MELBOURNE, VIC, 3207 AUSTRALIA.

UK RP: FOREO LTD., LAWFORD HOUSE, ALBERT PLACE, N3 1QA LONDON.

MANUFACTURED BY / FABRIQUÉ PAR : VIS (SHANGHAI) TECHNOLOGY CO. LTD., NO.58 LINSHENG ROAD, TINGLIN TOWN, JINSHAN DISTRICT, SHANGHAI, CHINA, 201505.

WWW.FOREO.COM