

W800

三模无线机械键盘

Wireless Mechanical Keyboard

使用手册
QuickStart



www.hexcore.xyz

Taichang Zhigengniao Information Technology Co.,Ltd.

Address: University Science Park, No. 20 Jianxiong Road, Taichang City, Suzhou, Jiangsu Province, P. R. China

Official website: www.hexcore.xyz

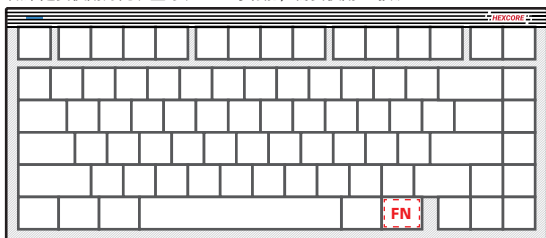
太仓知更鸟信息技术有限公司

地址：江苏省苏州太仓市健雄路20号大学科技园

网址：www.hexcore.xyz

快速操作指引 Quick Guide

如果是要使用灯光、蓝牙、2.4G等功能，需要使用FN按键



FN 按键可以用来触发键盘扩展功能/ Use FN key to trigger more function

在线用户手册 / Online User Manul

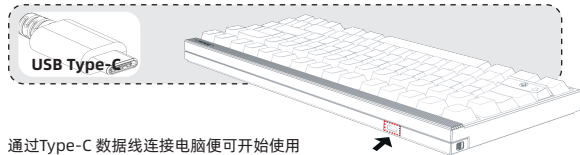
更多功能请查阅在线详细用户手册

Please scan the QR code below to get more information in the online user manul.



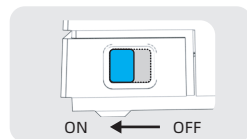
<https://service.hexcore.xyz>

有线连接 Wired Connection

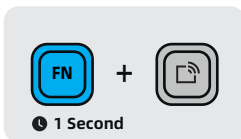


通过Type-C 数据线连接电脑便可开始使用
Connect keyboard to computer through Type-C data cable

2.4G连接 / 2.4G Connection



打开键盘无线开关
Turn on the wireless switch

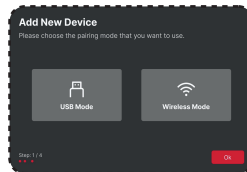


2.4G切换 / 2.4G Switch



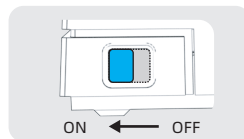
使用2.4G的切换功能在多个适配器之间进行快速切换
Switch between multiple paired 2.4G USB receivers

2.4G 配对 / 2.4G Pair



通过HEXCORE-LINK，可以绑定多个2.4G适配器，实现多机快速切换
Use HEXCORE-LINK to paired more 2.4G USB receivers

蓝牙连接 / Bluetooth Connection



打开键盘无线开关
Turn on the wireless switch



同时按下并保持 FN + 蓝牙 5 秒，
键盘将进入蓝牙模式
Hold down FN + 蓝牙 for 5 second
to turn on bluetooth boardcast

备注：红灯闪烁表示键盘进入了配对模式，持续1分钟。
Note: Blink red light means keyboard is ready for pairing.
The keyboard boardcast will last 1 minutes.



打开电脑的蓝牙搜索并连接您的键盘
Turn on the bluetooth of the computer and connect the keyboard.

切换蓝牙主机 / Switch Host



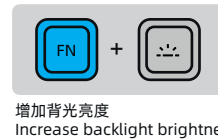
使用切换功能在多个蓝牙主机之间进行快速切换
Switch between multiple paired bluetooth host

备注：绿灯闪烁表示键盘正在切换主机。
Note: When you press the switch host keys, the green light will slowly blinks.

设置背光 Backlight Control



打开/关闭背光
Turn ON and OFF backlight



增加背光亮度
Increase backlight brightness



切换背光动画效果
Switch backlight effect



降低背光亮度
Decrease backlight brightness

下载并安装软件 / Install desktop APP

通过 HEXCORE-LINK 增强您的键盘
Enhance your keyboard with HEXCORE-LINK



hexcore-link 可让您根据自己的需求和个人风格自定义键盘
创建快捷键、重新分配按键功能、启用（停用）按键、
显示电池警告、设置宏程序、设置个性灯光等等。

In addition to optimizing the keyboard for your operating system, hexcore-link lets you customize the keyboard to fit your needs and personal style—create shortcuts, reassign key functions, create macro app, light system, enable (and disable) keys, display battery warnings, and much more.

Declaration of RoHS 2.0 Compliance

We’re determined to reduce the impact we have on th environment and take responsibility for the earth we live on. So this document allows us to formally declare that the PA3109, manufactured by Taicang Zhigengniao Information Technology Co., Ltd, fully complies with the European Parliament’s RoHS 2.0 Directive 2011/65/EU, with respect to all the following substances:

- (1) Lead(Pb)
- (2) Mercury(Hg)
- (3) Cadmium(Cd)
- (4) Hexavalent Chromium(Cr(VI))
- (5) Polybrominated bipheny(PBB)
- (6) Polybrominated diphenyl ether(PBDE)
- (7) Di(2-ethylhexyl) phthalate(DEHP)
- (8) Dibutyl phthalate(DBP)
- (9) Benzyl butyl phthalate(BBP)
- (10) Diisobutyl phthalate(DIBP)

Our compliance is witnessed by written declaration from out suppliers. This confirms that any potential trace contamination levels of the substances listed above are below the maximum level set by EU 2011/65/EU, or are exempt due to their application.

FCC Regulatory Compliance

This equipment complies with FCC RF radiation exposure limits set forth for an uncontrolled environmnet. This devcie complies with part 15 of the FCC rules. Operation is subject to the following two conditions:

- (1) This device may not cause harmful interference.
- (2) This device must accept any interference received, including interference that may cause undesired operation.

a.FCC Part 15.21 information for user
You are cautioned that changes or modifications not expressly approved by the party responsiblefor compliance could void your authority to operate the equipment.

FCC 15b devices(15.105)
This equipment has been tested and found to comply with the limits for a Class B digital device,pursuant to part 15 of the FCC rules. These limits are designed to provide reasonable protection against harmful interferencein a residential installation.

This equipment generates, uses and can radiate radio frequency energy and, if not installed and used in accordance with the instructions, may cause harmful interference to radio communications. However, there is no guarantee that interference will not occur in a particular installation. If this equipment does cause harmful interference to radio or television reception, which can be determined by turning the equipment off and on, the user is encouraged to try to correct the interference by one or more of the following measures:

- Reorient or relocate the receiving antenna.
- Increase the separation between the equipment and receiver.
- Connect the equipment into an outlet on a circuit different from that to which the receiver is connected.
- Consult the dealer or an experienced radio/TV technician for help

产品中有毒有害物质或元素的名称及含量

部件名称	有毒有害物质或元素					
	铅 (Pb)	汞 (Hg)	镉 (Cd)	六价铬 (Cr ⁶⁺)	苯 (PBB)	多溴二苯醚 (PBDE)
主板	○	○	○	○	○	○
外壳	○	○	○	○	○	○
附件	○	○	○	○	○	○

本表格依据 SJ/T 11364-2014 的规定编制。
O：表示该有害物质在该部件所有均质材料中的含量均在 GB/T 26572 规定的限量要求以下。
X：表示该有害物质至少在该部件的某一均质材料中的含量超出 GB/T 26572 规定的限量要求。

本产品的“环保使用期限”, 其标识如下图所示。是根据2016年7月1日公布的《电器电子产品有害物质限制使用管理办法》及《中国家用电器协会关于家用电器环保使用期限指导意见》,根据《管理办法》的要求, 产品生产者、进口者应按照相关配套标准的要求和格式对产品中的有害物质含有情况进行披露, 并标注产品的环保使用期限。

在遵守使用说明书中记载的有关本产品安全和使用上的注意事项、且没有其他法律、规定的免责事由的情况下, 在从生产日开始的上述年限内, 产品中的有毒有害物质或元素不会发生外泄或突变, 使用该产品不会对环境造成严重污染或对使用者人身、财产造成严重损害。“环保使用期限”不是安全使用期限, 尤其不同于基于电气性能安全、电磁安全等因素而被限定的使用期限。产品在适当地使用后予以废弃时, 希望依照有关电子信息产品的回收、再利用的法律、规定进行处理。

注：该年限为“环保使用期限”，不是产品的质量保证期限。



在中华人民共和国境内销售的电子信息产品必须标识此标志, 标志内的数字代表在正常的使用状态下的产品环境使用期限。某些部件也可能有环保使用期限标识, 其使用年限以表示内的数字为准。因型号不同, 产品可能不包含除主机外的以上所有部件, 请以产品实际销售配置为准。

保修条例服务承诺

保修条例

保修服务仅限于在正常使用情况下的有效保修期内, 由于产品本身质量问题引起的非人为损坏的故障, 凭发票和本三包凭证按照国家三包规定将享受下列三包服务。

维修时请携带此证及有效的产品购买发票;
此证不得涂改, 否则将视为无效凭证。

保修卡

姓名

购买日期

购买渠道

通信地址

联系电话

电子邮件