Model: PA300-E: External antenna

Reference level

Mode 2: IEEE 802.11b Continuous TX mode_ANT-0	
2412	
2437	
2462	

Mode 3: IEEE 802.11g Continuous TX mode_ANT-0	
2412	
2437	
2462	

Mode 4: IEEE 802.11n 2.4 GHz 20 MHz Continuous TX mode_ANT-0	
2412	
2437	
2462	

Mode 5: IEEE 802.11n 2.4 GHz 40 MHz Continuous TX mode_ANT-0	
2422	
2437	
2452	

Mode 2: IEEE 802.11b Continuous TX mode_ANT-1	
2412	
2437	
2462	

Mode 3: IEEE 802.11g Continuous TX mode_ANT-1	
2412	
2437	
2462	

Mode 4: IEEE 802.11n 2.4 GHz 20 MHz Continuous TX mode_ANT-1	
2412	
2437	
2462	

Mode 5: IEEE 802.11n 2.4 GHz 40 MHz Continuous TX mode_ANT-1	
2422	
2437	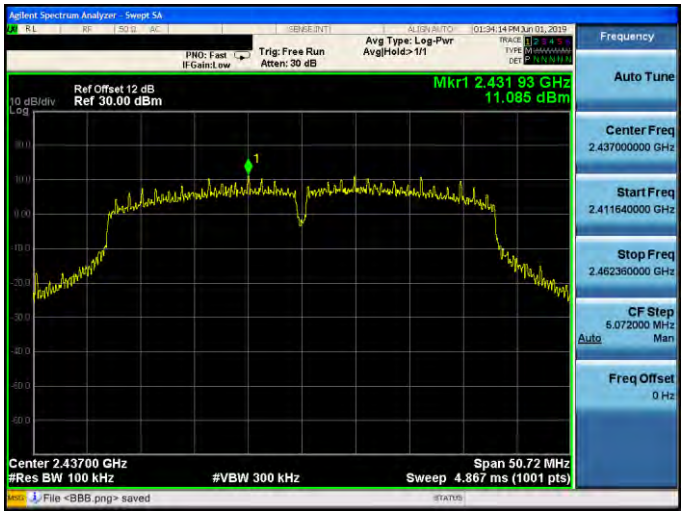
2452	

Out of Band Conducted Spurious Emission

Mode 2: IEEE 802.11b Continuous TX mode_ANT-0	
2412	
2437	
2462	

Mode 3: IEEE 802.11g Continuous TX mode_ANT-0	
2412	
2437	
2462	

Mode 4: IEEE 802.11n 2.4 GHz 20 MHz Continuous TX mode_ANT-0	
2412	
2437	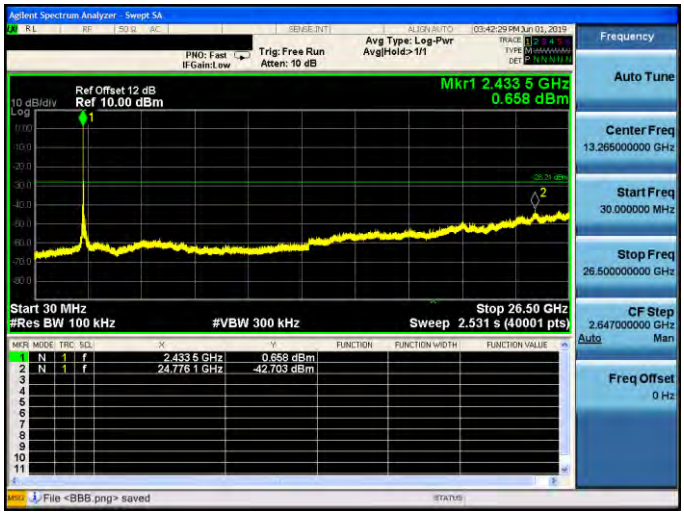
2462	

Mode 5: IEEE 802.11n 2.4 GHz 40 MHz Continuous TX mode_ANT-0	
2422	
2437	
2452	

Mode 2: IEEE 802.11b Continuous TX mode_ANT-1	
2412	
2437	
2462	

Mode 3: IEEE 802.11g Continuous TX mode_ANT-1	
2412	
2437	
2462	

Mode 4: IEEE 802.11n 2.4 GHz 20 MHz Continuous TX mode_ANT-1	
2412	
2437	
2462	

Mode 5: IEEE 802.11n 2.4 GHz 40 MHz Continuous TX mode_ANT-1	
2422	
2437	
2452	

Conducted Band Edge

Mode 2: IEEE 802.11b Continuous TX mode_ANT-0	
2412	
2462	

Mode 3: IEEE 802.11g Continuous TX mode_ANT-0	
2412	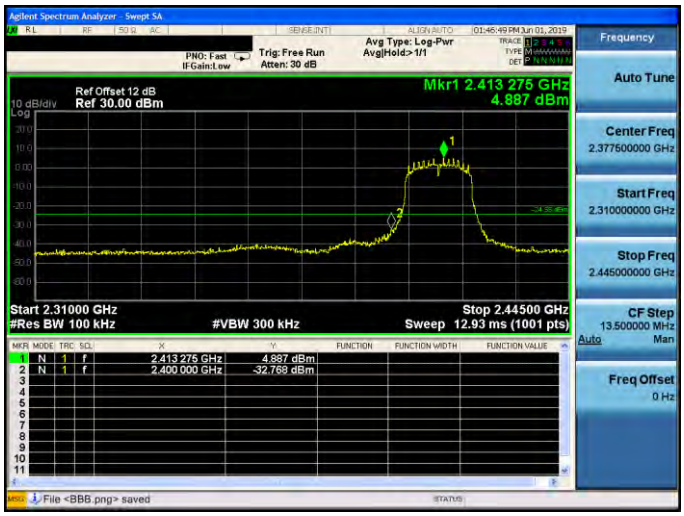
2462	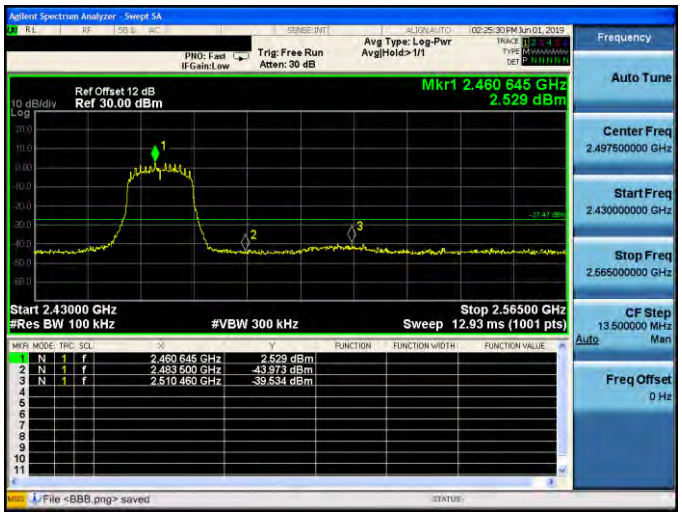

Mode 4: IEEE 802.11n 2.4 GHz 20 MHz Continuous TX mode_ANT-0	
2412	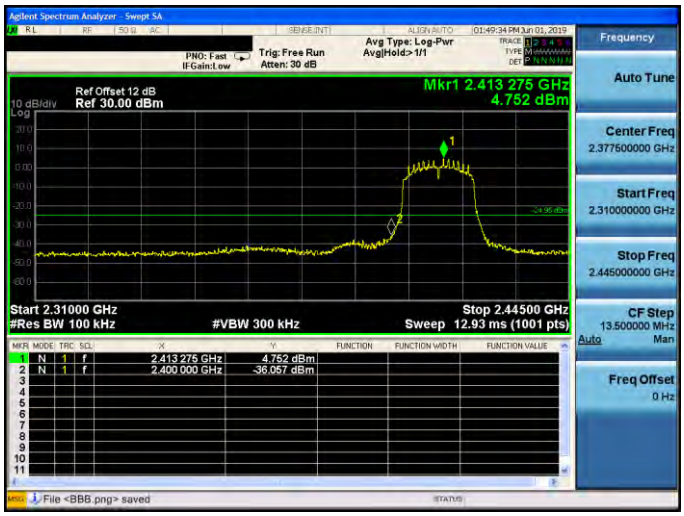
2462	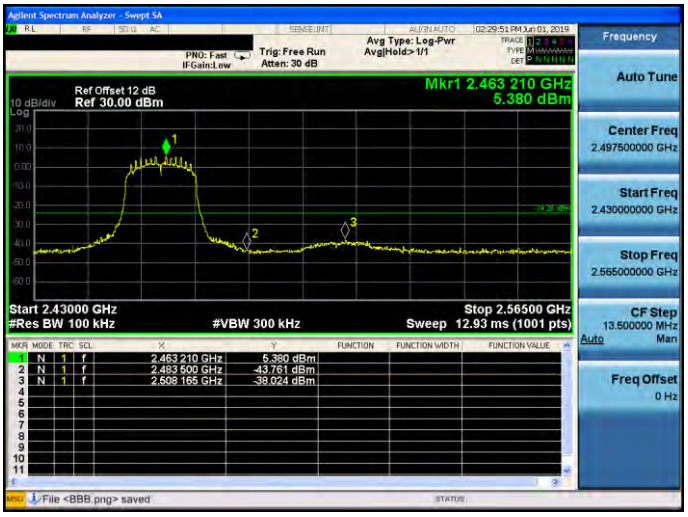

Mode 5: IEEE 802.11n 2.4 GHz 40 MHz Continuous TX mode_ANT-0	
2422	
2452	

Mode 2: IEEE 802.11b Continuous TX mode_ANT-1	
2412	
2462	

Mode 3: IEEE 802.11g Continuous TX mode_ANT-1	
2412	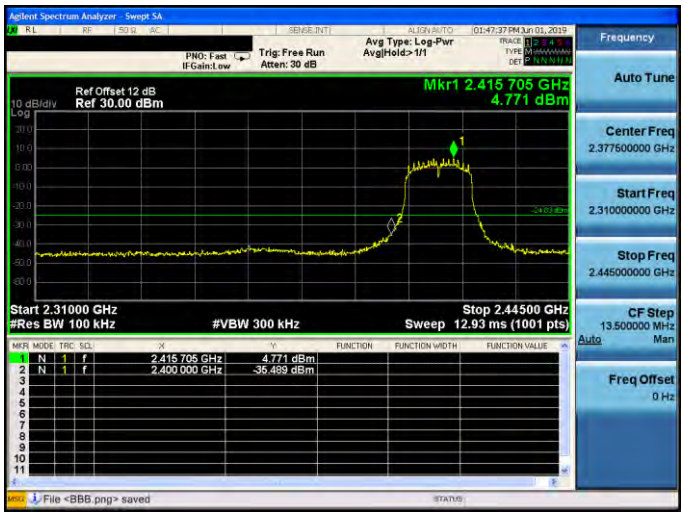
2462	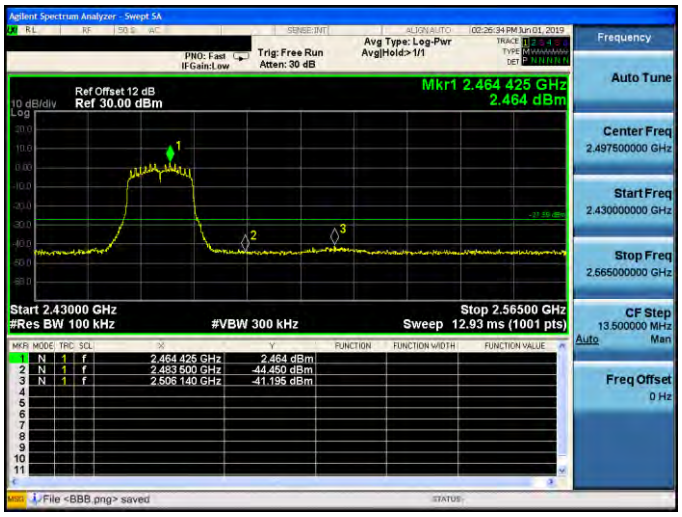

Mode 4: IEEE 802.11n 2.4 GHz 20 MHz Continuous TX mode_ANT-1	
2412	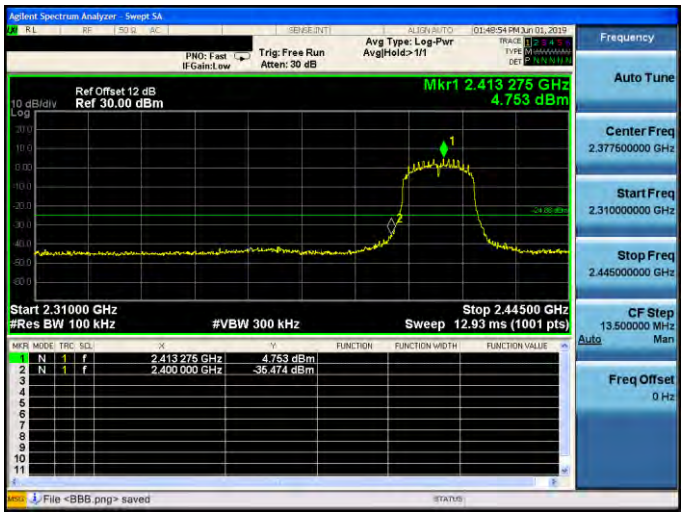
2462	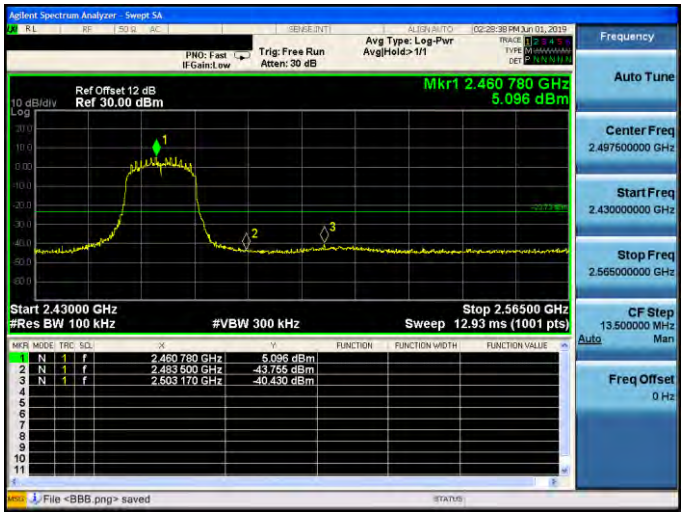

Mode 5: IEEE 802.11n 2.4 GHz 40 MHz Continuous TX mode_ANT-1	
2422	
2452	

Annex C. Radiated Emission Measurement

Harmonic

Below 1 GHz

Standard:	FCC Part 15.247	Test Distance:	3 m
Test item:	Harmonic	Power:	AC 120 V/60 Hz
Mode:	Mode 1	Temp.(℃)/Hum.(%RH):	26(℃)/60 %RH

Frequency (MHz)	Reading (dBuV)	Correct Factor (dB/m)	Result (dBuV/m)	Limit (dBuV/m)	Margin (dB)	Remark	Ant.Polar. H / V
61.0400	40.03	-7.18	32.85	40.00	-7.15	QP	H
111.4800	40.65	-9.24	31.41	43.50	-12.09	QP	H
158.0400	39.47	-5.73	33.74	43.50	-9.76	QP	H
242.4300	49.05	-6.34	42.71	46.00	-3.29	QP	H
373.3800	39.69	-2.76	36.93	46.00	-9.07	QP	H
897.1800	32.85	7.56	40.41	46.00	-5.59	QP	H
85.2900	46.38	-11.74	34.64	40.00	-5.36	QP	V
114.3900	45.54	-9.00	36.54	43.50	-6.96	QP	V
229.8200	46.45	-7.26	39.19	46.00	-6.81	QP	V
279.2900	45.31	-4.69	40.62	46.00	-5.38	QP	V
514.0300	35.71	-0.08	35.63	46.00	-10.37	QP	V
897.1800	34.50	7.56	42.06	46.00	-3.94	QP	V

Note:1.Result (dBuV/m) = Correct Factor (dB/m) + Reading(dBuV).

Example: 32.85 = -7.18 + 40.03

2.Correction factor (dB/m) = Antenna Factor (dB/m) + Cable loss (dB) – Pre-Amplifier gain (dB).

3.When the peak results are less than average limit, so not need to evaluate the average.

Above 1 GHz

Model: PA300: built-in antenna			
Standard:	FCC Part 15.247	Test Distance:	3 m
Test item:	Harmonic	Power:	AC 120 V/60 Hz
Frequency:	2412 MHz	Temp.(℃)/Hum.(%RH):	26(℃)/60 %RH
Mode:	Mode 2		
Ant.Polar.:	Horizontal		

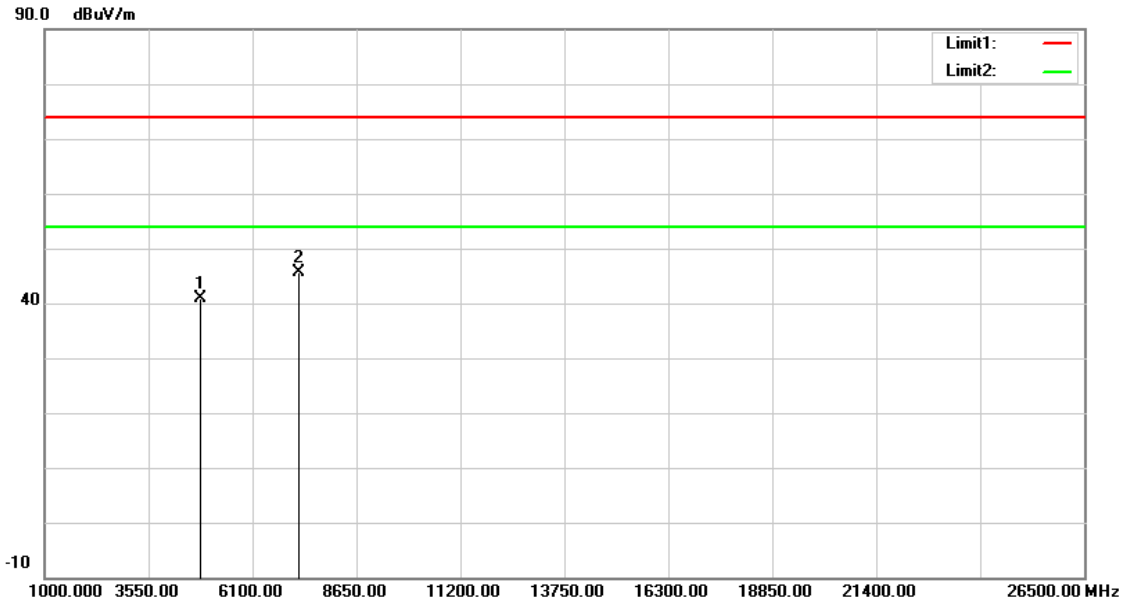

No.	Frequency (MHz)	Reading (dBuV)	Correct Factor (dB/m)	Result (dBuV/m)	Limit (dBuV/m)	Margin (dB)	Remark
1	4824.000	35.35	5.57	40.92	74.00	-33.08	peak
2	7236.000	33.66	11.98	45.64	74.00	-28.36	peak

Note:1.Result (dBuV/m) = Correct Factor (dB/m) + Reading(dBuV).

Example: 40.92 =5.57 + 35.35

2.Correction factor (dB/m) = Antenna Factor (dB/m) + Cable loss (dB) – Pre-Amplifier gain (dB).

3. When the peak results are less than average limit, so not need to evaluate the average.

Standard:	FCC Part 15.247	Test Distance:	3 m
Test item:	Harmonic	Power:	AC 120 V/60 Hz
Frequency:	2412 MHz	Temp.(℃)/Hum.(%RH):	26(℃)/60 %RH
Mode:	Mode 2		
Ant.Polar.:	Vertical		

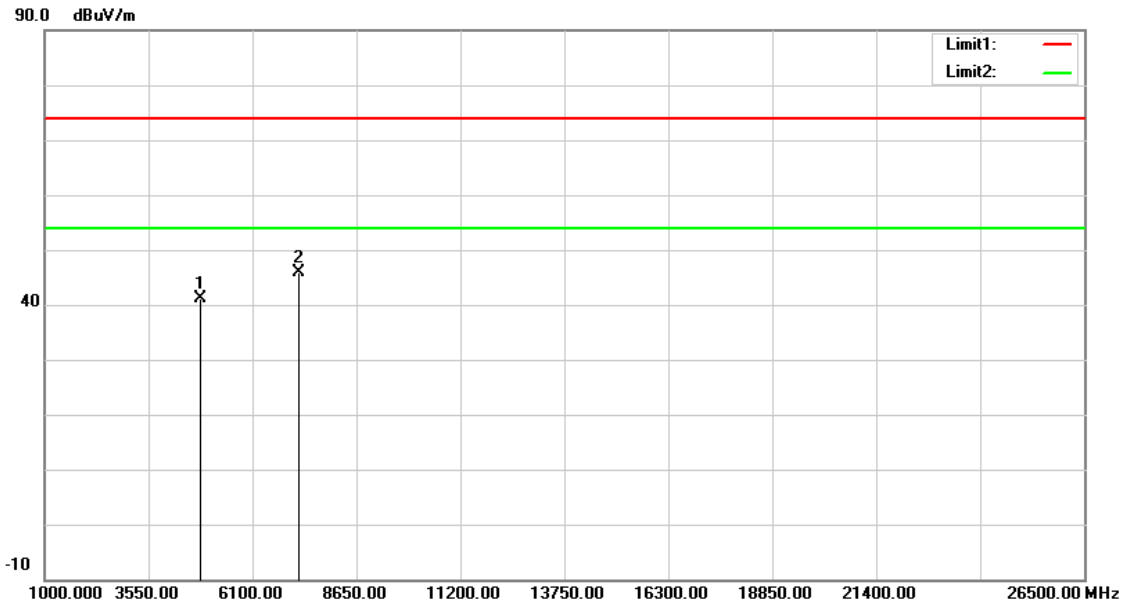

No.	Frequency (MHz)	Reading (dBuV)	Correct Factor (dB/m)	Result (dBuV/m)	Limit (dBuV/m)	Margin (dB)	Remark
1	4824.000	35.65	5.57	41.22	74.00	-32.78	peak
2	7236.000	33.95	11.98	45.93	74.00	-28.07	peak

Note:1.Result (dBuV/m) = Correct Factor (dB/m) + Reading(dBuV).

Example: 41.22 = 5.57 + 35.65

2.Correction factor (dB/m) = Antenna Factor (dB/m) + Cable loss (dB) – Pre-Amplifier gain (dB).

3. When the peak results are less than average limit, so not need to evaluate the average.

Standard:	FCC Part 15.247	Test Distance:	3 m
Test item:	Harmonic	Power:	AC 120 V/60 Hz
Frequency:	2437 MHz	Temp.(℃)/Hum.(%RH):	26(℃)/60 %RH
Mode:	Mode 2		
Ant.Polar.:	Horizontal		

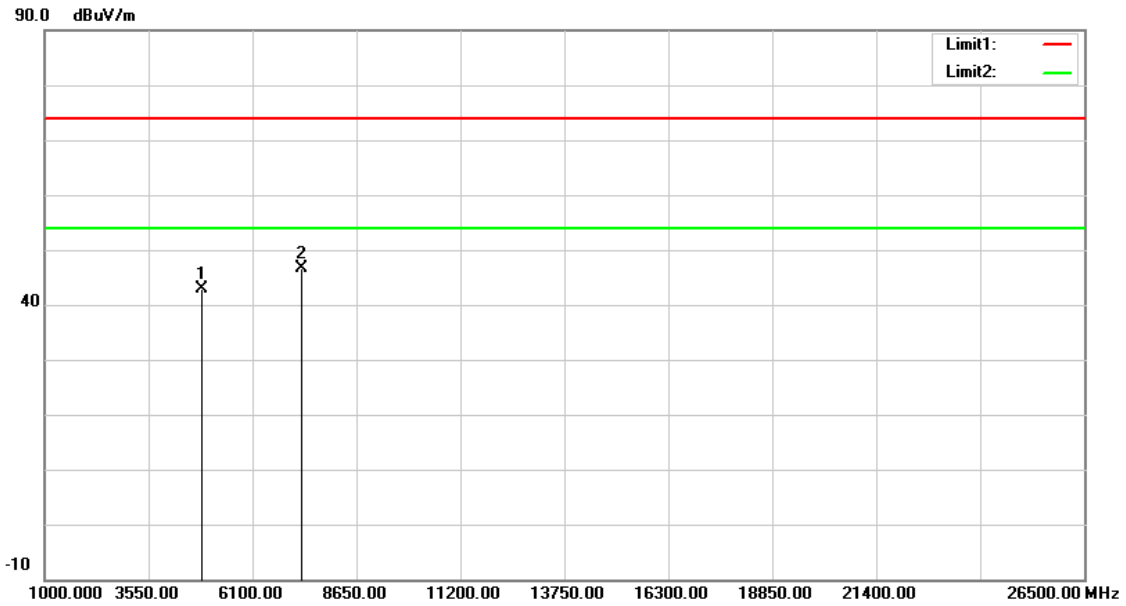

No.	Frequency (MHz)	Reading (dBuV)	Correct Factor (dB/m)	Result (dBuV/m)	Limit (dBuV/m)	Margin (dB)	Remark
1	4874.000	37.11	5.67	42.78	74.00	-31.22	peak
2	7311.000	34.60	12.15	46.75	74.00	-27.25	peak

Note:1.Result (dBuV/m) = Correct Factor (dB/m) + Reading(dBuV).

2.Correction factor (dB/m) = Antenna Factor (dB/m) + Cable loss (dB) – Pre-Amplifier gain (dB).

3. When the peak results are less than average limit, so not need to evaluate the average.

Standard:	FCC Part 15.247	Test Distance:	3 m
Test item:	Harmonic	Power:	AC 120 V/60 Hz
Frequency:	2437 MHz	Temp.(℃)/Hum.(%RH):	26(℃)/60 %RH
Mode:	Mode 2		
Ant.Polar.:	Vertical		

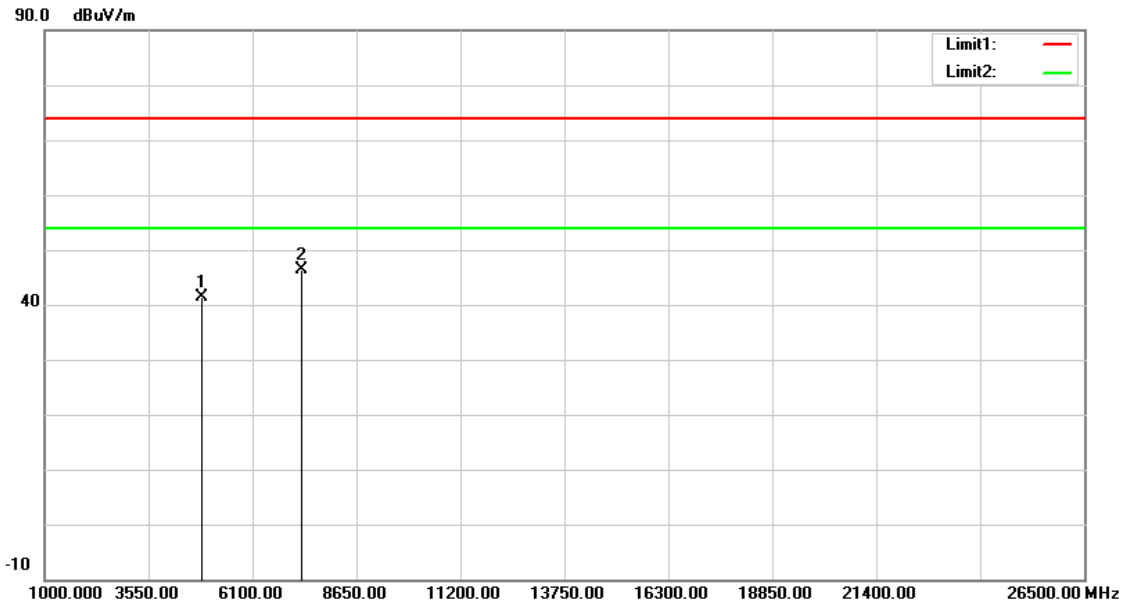

No.	Frequency (MHz)	Reading (dBuV)	Correct Factor (dB/m)	Result (dBuV/m)	Limit (dBuV/m)	Margin (dB)	Remark
1	4874.000	35.68	5.67	41.35	74.00	-32.65	peak
2	7311.000	34.32	12.15	46.47	74.00	-27.53	peak

Note:1.Result (dBuV/m) = Correct Factor (dB/m) + Reading(dBuV).

2.Correction factor (dB/m) = Antenna Factor (dB/m) + Cable loss (dB) – Pre-Amplifier gain (dB).

3. When the peak results are less than average limit, so not need to evaluate the average.

Standard:	FCC Part 15.247	Test Distance:	3 m
Test item:	Harmonic	Power:	AC 120 V/60 Hz
Frequency:	2462 MHz	Temp.(℃)/Hum.(%RH):	26(℃)/60 %RH
Mode:	Mode 2		
Ant.Polar.:	Horizontal		

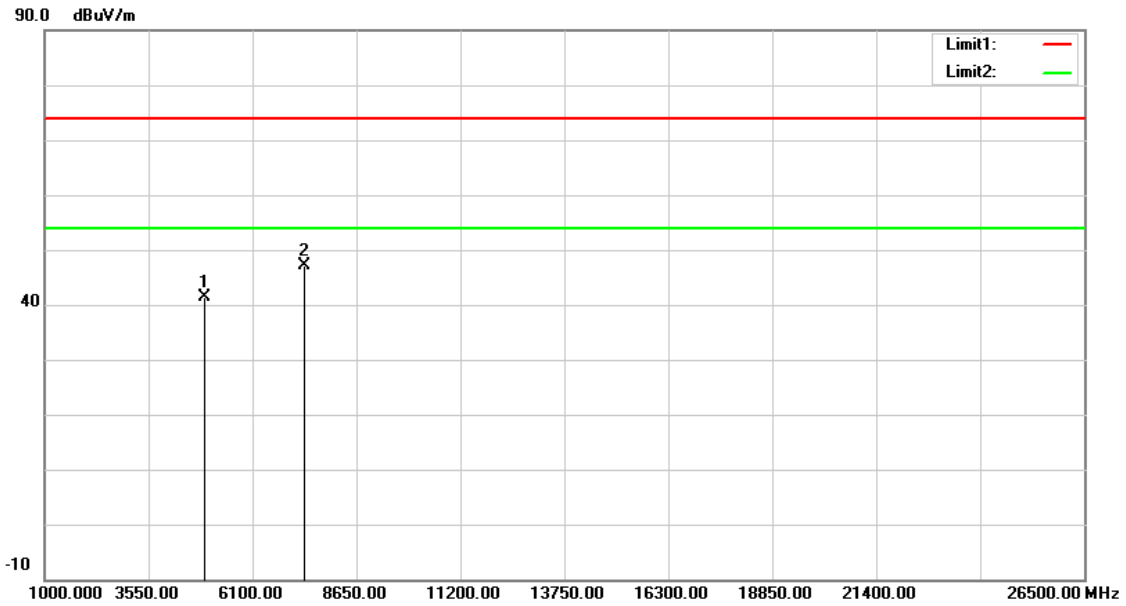

No.	Frequency (MHz)	Reading (dBuV)	Correct Factor (dB/m)	Result (dBuV/m)	Limit (dBuV/m)	Margin (dB)	Remark
1	4924.000	35.72	5.77	41.49	74.00	-32.51	peak
2	7386.000	34.81	12.33	47.14	74.00	-26.86	peak

Note:1.Result (dBuV/m) = Correct Factor (dB/m) + Reading(dBuV).

2.Correction factor (dB/m) = Antenna Factor (dB/m) + Cable loss (dB) – Pre-Amplifier gain (dB).

3. When the peak results are less than average limit, so not need to evaluate the average.

Standard:	FCC Part 15.247	Test Distance:	3 m
Test item:	Harmonic	Power:	AC 120 V/60 Hz
Frequency:	2462 MHz	Temp.(℃)/Hum.(%RH):	26(℃)/60 %RH
Mode:	Mode 2		
Ant.Polar.:	Vertical		

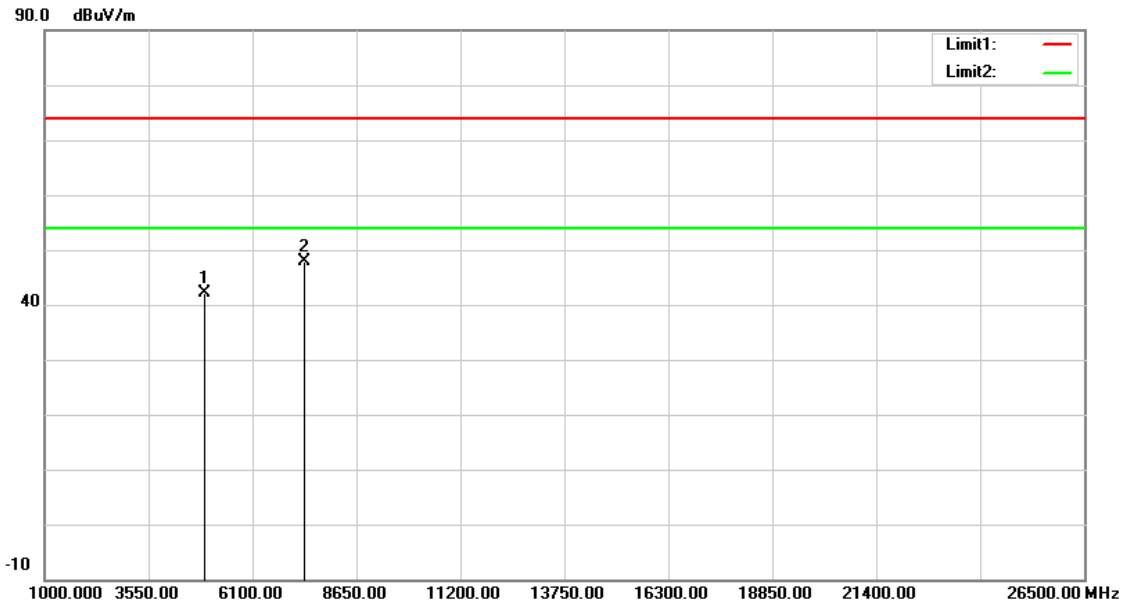

No.	Frequency (MHz)	Reading (dBuV)	Correct Factor (dB/m)	Result (dBuV/m)	Limit (dBuV/m)	Margin (dB)	Remark
1	4924.000	36.30	5.77	42.07	74.00	-31.93	peak
2	7386.000	35.65	12.33	47.98	74.00	-26.02	peak

Note:1.Result (dBuV/m) = Correct Factor (dB/m) + Reading(dBuV).

2.Correction factor (dB/m) = Antenna Factor (dB/m) + Cable loss (dB) – Pre-Amplifier gain (dB).

3. When the peak results are less than average limit, so not need to evaluate the average.

Standard:	FCC Part 15.247	Test Distance:	3 m
Test item:	Harmonic	Power:	AC 120 V/60 Hz
Frequency:	2412 MHz	Temp.(℃)/Hum.(%RH):	26(℃)/60 %RH
Mode:	Mode 3		
Ant.Polar.:	Horizontal		

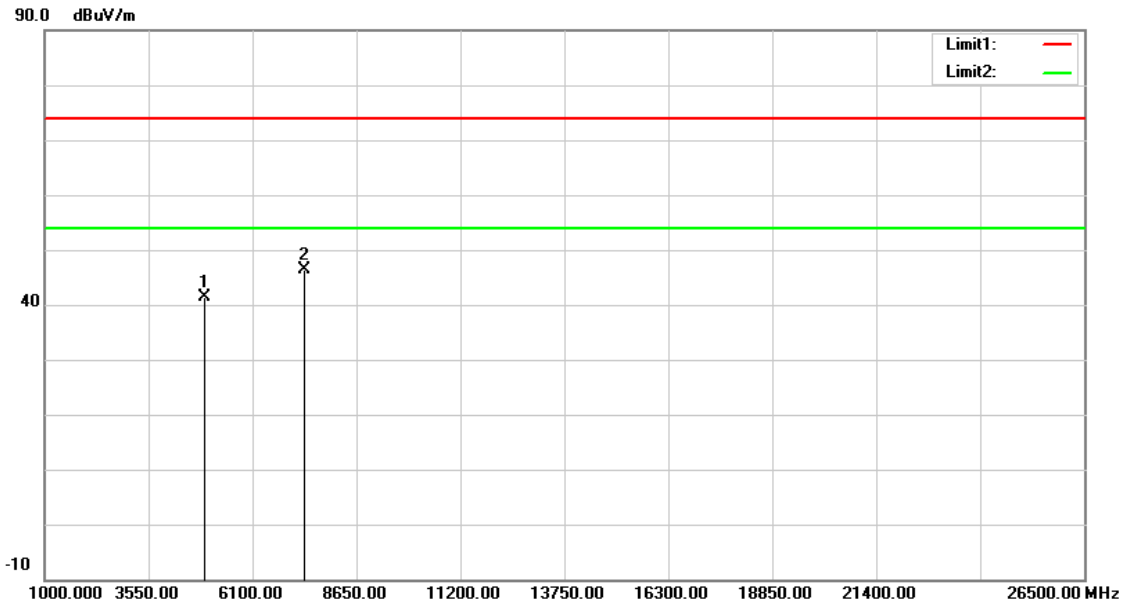

No.	Frequency (MHz)	Reading (dBuV)	Correct Factor (dB/m)	Result (dBuV/m)	Limit (dBuV/m)	Margin (dB)	Remark
1	4924.000	35.66	5.77	41.43	74.00	-32.57	peak
2	7386.000	33.93	12.33	46.26	74.00	-27.74	peak

Note:1.Result (dBuV/m) = Correct Factor (dB/m) + Reading(dBuV).

2.Correction factor (dB/m) = Antenna Factor (dB/m) + Cable loss (dB) – Pre-Amplifier gain (dB).

3. When the peak results are less than average limit, so not need to evaluate the average.

Standard:	FCC Part 15.247	Test Distance:	3 m
Test item:	Harmonic	Power:	AC 120 V/60 Hz
Frequency:	2412 MHz	Temp.(℃)/Hum.(%RH):	26(℃)/60 %RH
Mode:	Mode 3		
Ant.Polar.:	Vertical		

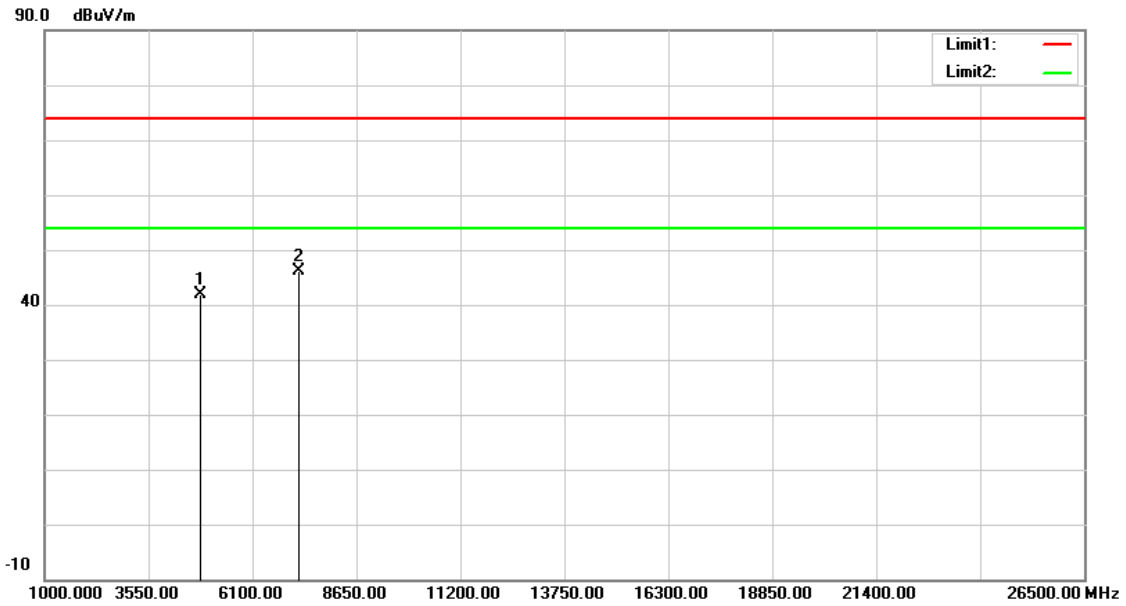

No.	Frequency (MHz)	Reading (dBuV)	Correct Factor (dB/m)	Result (dBuV/m)	Limit (dBuV/m)	Margin (dB)	Remark
1	4824.000	36.39	5.57	41.96	74.00	-32.04	peak
2	7236.000	34.17	11.98	46.15	74.00	-27.85	peak

Note:1.Result (dBuV/m) = Correct Factor (dB/m) + Reading(dBuV).

2.Correction factor (dB/m) = Antenna Factor (dB/m) + Cable loss (dB) – Pre-Amplifier gain (dB).

3. When the peak results are less than average limit, so not need to evaluate the average.

Standard:	FCC Part 15.247	Test Distance:	3 m
Test item:	Harmonic	Power:	AC 120 V/60 Hz
Frequency:	2437 MHz	Temp.(℃)/Hum.(%RH):	26(℃)/60 %RH
Mode:	Mode 3		
Ant.Polar.:	Horizontal		

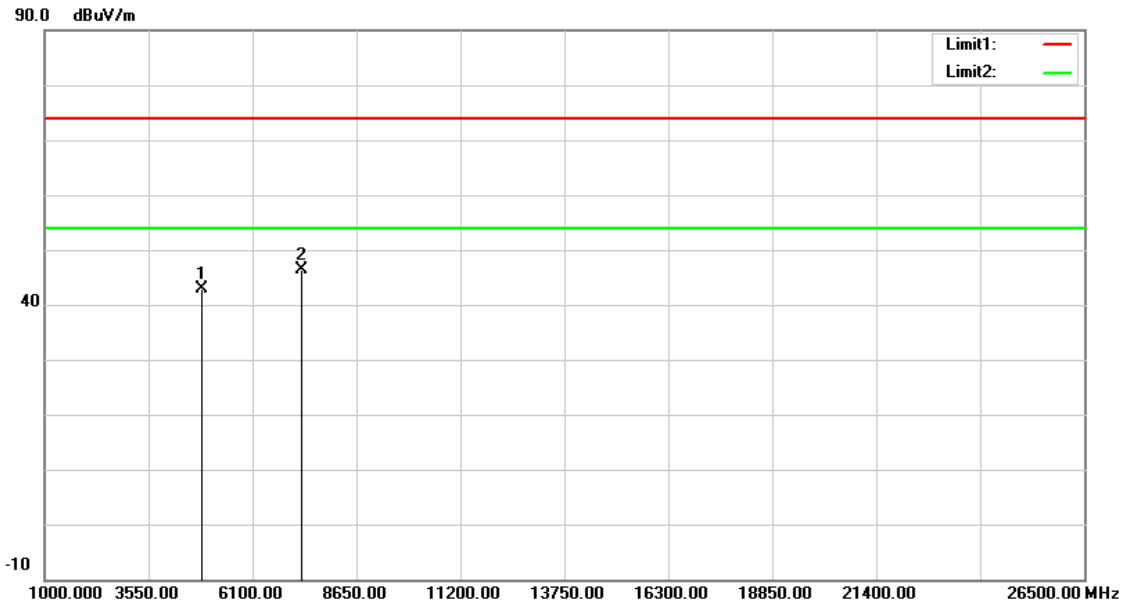

No.	Frequency (MHz)	Reading (dBuV)	Correct Factor (dB/m)	Result (dBuV/m)	Limit (dBuV/m)	Margin (dB)	Remark
1	4874.000	37.10	5.67	42.77	74.00	-31.23	peak
2	7311.000	34.14	12.15	46.29	74.00	-27.71	peak

Note:1.Result (dBuV/m) = Correct Factor (dB/m) + Reading(dBuV).

2.Correction factor (dB/m) = Antenna Factor (dB/m) + Cable loss (dB) – Pre-Amplifier gain (dB).

3. When the peak results are less than average limit, so not need to evaluate the average.

Standard:	FCC Part 15.247	Test Distance:	3 m
Test item:	Harmonic	Power:	AC 120 V/60 Hz
Frequency:	2437 MHz	Temp.(℃)/Hum.(%RH):	26(℃)/60 %RH
Mode:	Mode 3		
Ant.Polar.:	Vertical		

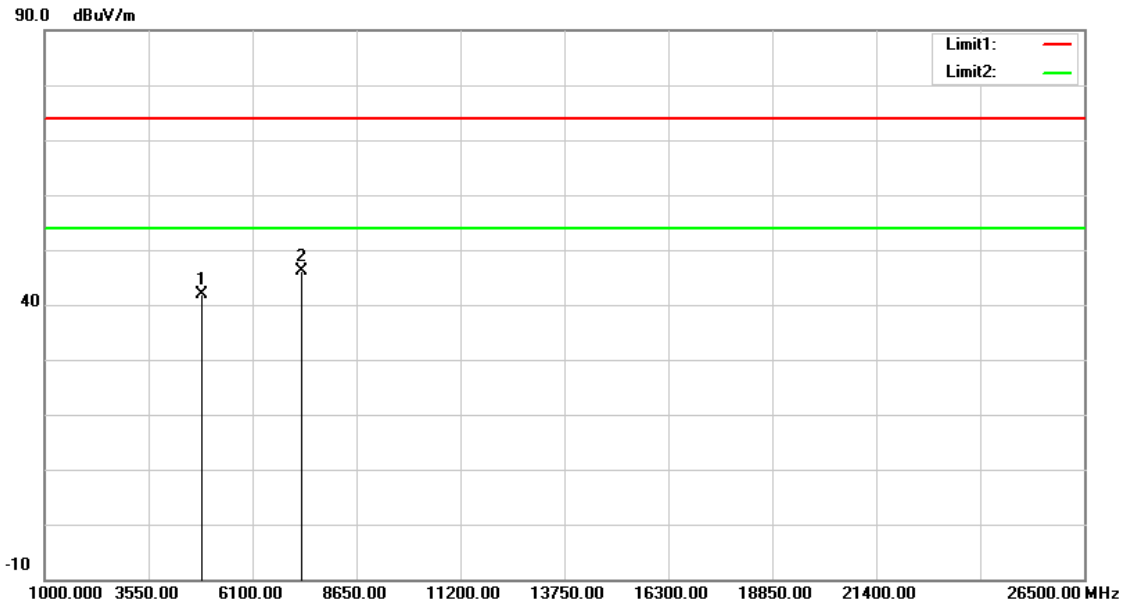

No.	Frequency (MHz)	Reading (dBuV)	Correct Factor (dB/m)	Result (dBuV/m)	Limit (dBuV/m)	Margin (dB)	Remark
1	4874.000	36.15	5.67	41.82	74.00	-32.18	peak
2	7311.000	33.99	12.15	46.14	74.00	-27.86	peak

Note:1.Result (dBuV/m) = Correct Factor (dB/m) + Reading(dBuV).

2.Correction factor (dB/m) = Antenna Factor (dB/m) + Cable loss (dB) – Pre-Amplifier gain (dB).

3. When the peak results are less than average limit, so not need to evaluate the average.

Standard:	FCC Part 15.247	Test Distance:	3 m
Test item:	Harmonic	Power:	AC 120 V/60 Hz
Frequency:	2462 MHz	Temp.(℃)/Hum.(%RH):	26(℃)/60 %RH
Mode:	Mode 3		
Ant.Polar.:	Horizontal		

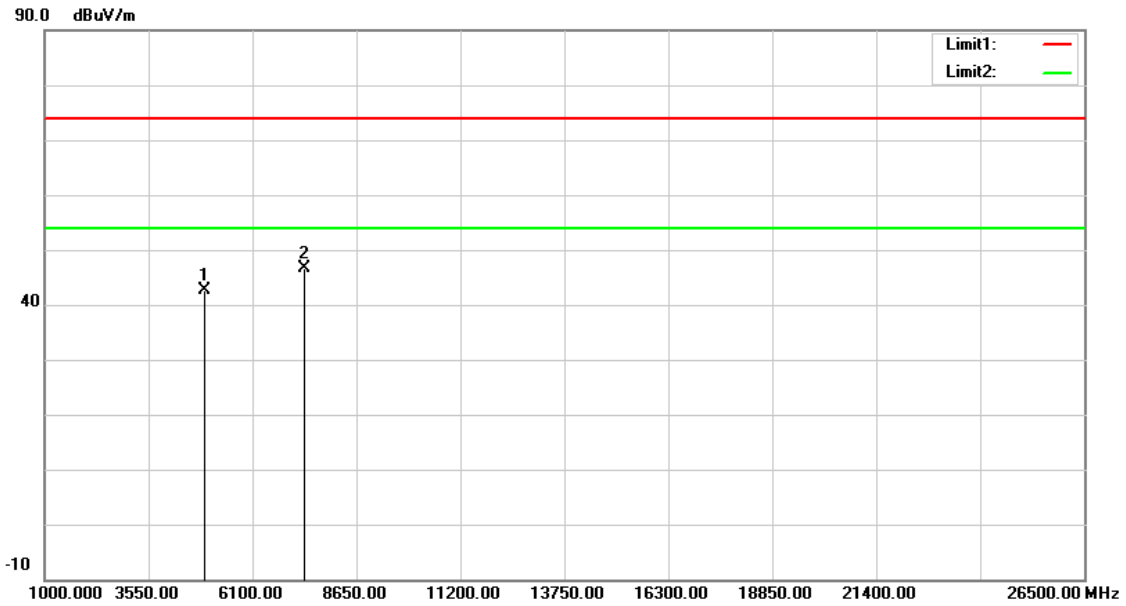

No.	Frequency (MHz)	Reading (dBuV)	Correct Factor (dB/m)	Result (dBuV/m)	Limit (dBuV/m)	Margin (dB)	Remark
1	4924.000	36.95	5.77	42.72	74.00	-31.28	peak
2	7386.000	34.31	12.33	46.64	74.00	-27.36	peak

Note:1.Result (dBuV/m) = Correct Factor (dB/m) + Reading(dBuV).

2.Correction factor (dB/m) = Antenna Factor (dB/m) + Cable loss (dB) – Pre-Amplifier gain (dB).

3. When the peak results are less than average limit, so not need to evaluate the average.

Standard:	FCC Part 15.247	Test Distance:	3 m
Test item:	Harmonic	Power:	AC 120 V/60 Hz
Frequency:	2462 MHz	Temp.(℃)/Hum.(%RH):	26(℃)/60 %RH
Mode:	Mode 3		
Ant.Polar.:	Vertical		

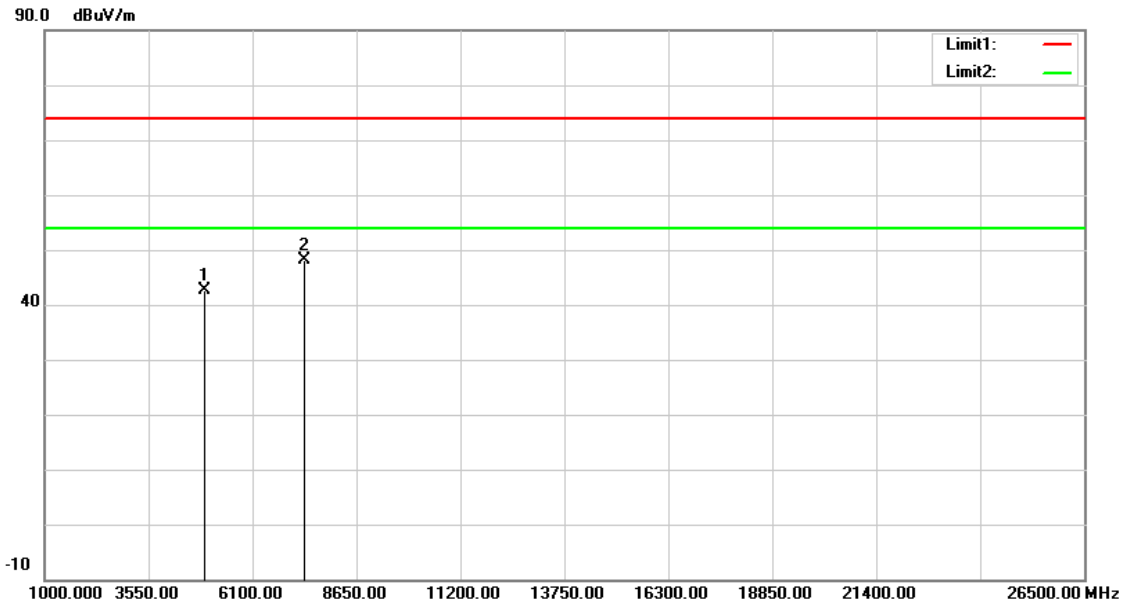

No.	Frequency (MHz)	Reading (dBuV)	Correct Factor (dB/m)	Result (dBuV/m)	Limit (dBuV/m)	Margin (dB)	Remark
1	4924.000	36.78	5.77	42.55	74.00	-31.45	peak
2	7386.000	35.87	12.33	48.20	74.00	-25.80	peak

Note:1.Result (dBuV/m) = Correct Factor (dB/m) + Reading(dBuV).

2.Correction factor (dB/m) = Antenna Factor (dB/m) + Cable loss (dB) – Pre-Amplifier gain (dB).

3. When the peak results are less than average limit, so not need to evaluate the average.

Standard:	FCC Part 15.247	Test Distance:	3 m
Test item:	Harmonic	Power:	AC 120 V/60 Hz
Frequency:	2412 MHz	Temp.(℃)/Hum.(%RH):	26(℃)/60 %RH
Mode:	Mode 4		
Ant.Polar.:	Horizontal		

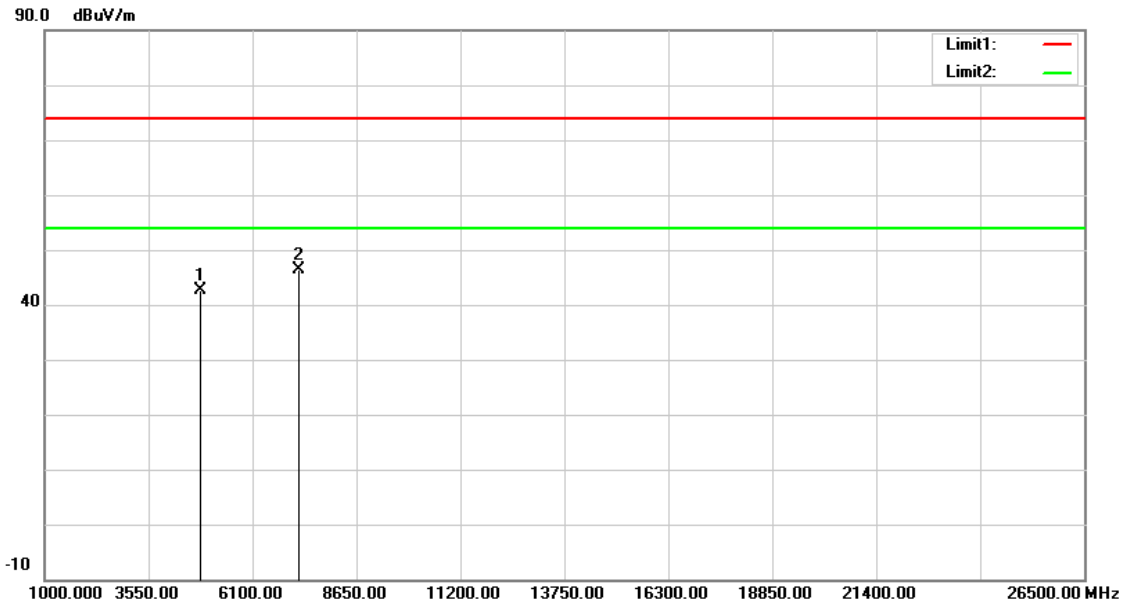

No.	Frequency (MHz)	Reading (dBuV)	Correct Factor (dB/m)	Result (dBuV/m)	Limit (dBuV/m)	Margin (dB)	Remark
1	4824.000	37.03	5.57	42.60	74.00	-31.40	peak
2	7236.000	34.36	11.98	46.34	74.00	-27.66	peak

Note:1.Result (dBuV/m) = Correct Factor (dB/m) + Reading(dBuV).

2.Correction factor (dB/m) = Antenna Factor (dB/m) + Cable loss (dB) – Pre-Amplifier gain (dB).

3. When the peak results are less than average limit, so not need to evaluate the average.

Standard:	FCC Part 15.247	Test Distance:	3 m
Test item:	Harmonic	Power:	AC 120 V/60 Hz
Frequency:	2412 MHz	Temp.(℃)/Hum.(%RH):	26(℃)/60 %RH
Mode:	Mode 4		
Ant.Polar.:	Vertical		

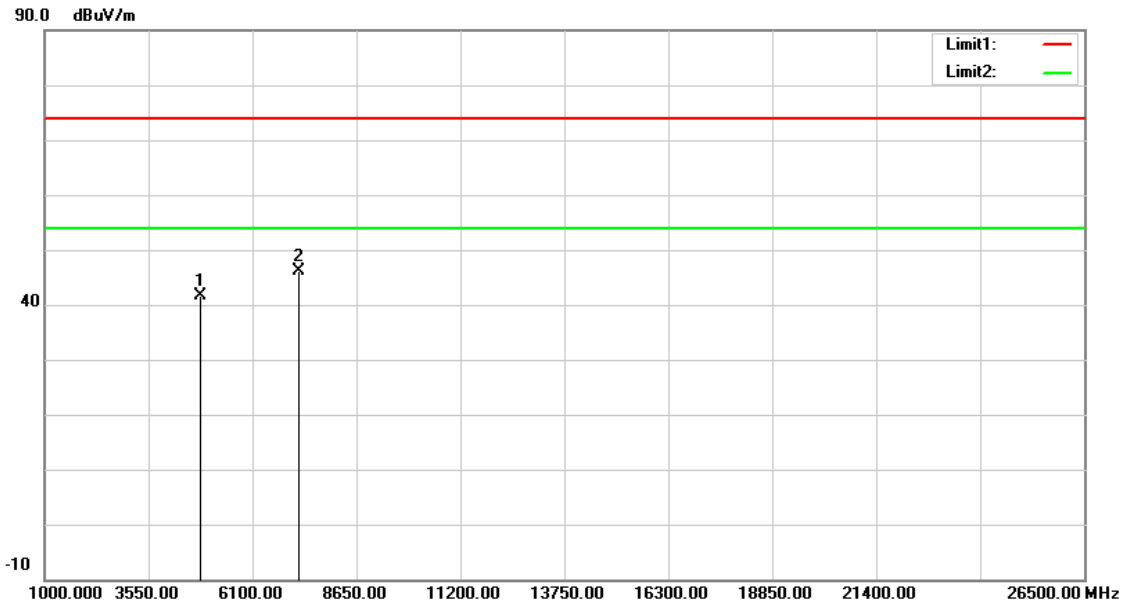

No.	Frequency (MHz)	Reading (dBuV)	Correct Factor (dB/m)	Result (dBuV/m)	Limit (dBuV/m)	Margin (dB)	Remark
1	4824.000	36.09	5.57	41.66	74.00	-32.34	peak
2	7236.000	34.17	11.98	46.15	74.00	-27.85	peak

Note:1.Result (dBuV/m) = Correct Factor (dB/m) + Reading(dBuV).

2.Correction factor (dB/m) = Antenna Factor (dB/m) + Cable loss (dB) – Pre-Amplifier gain (dB).

3. When the peak results are less than average limit, so not need to evaluate the average.

Standard:	FCC Part 15.247	Test Distance:	3 m
Test item:	Harmonic	Power:	AC 120 V/60 Hz
Frequency:	2437 MHz	Temp.(℃)/Hum.(%RH):	26(℃)/60 %RH
Mode:	Mode 4		
Ant.Polar.:	Horizontal		

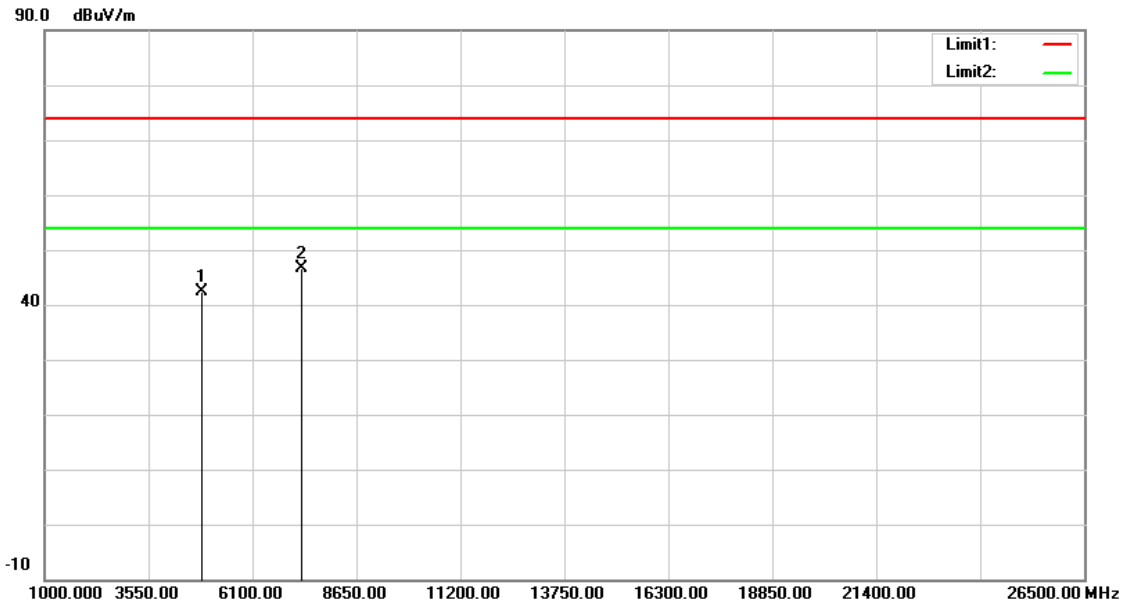

No.	Frequency (MHz)	Reading (dBuV)	Correct Factor (dB/m)	Result (dBuV/m)	Limit (dBuV/m)	Margin (dB)	Remark
1	4874.000	36.69	5.67	42.36	74.00	-31.64	peak
2	7311.000	34.51	12.15	46.66	74.00	-27.34	peak

Note:1.Result (dBuV/m) = Correct Factor (dB/m) + Reading(dBuV).

2.Correction factor (dB/m) = Antenna Factor (dB/m) + Cable loss (dB) – Pre-Amplifier gain (dB).

3. When the peak results are less than average limit, so not need to evaluate the average.

Standard:	FCC Part 15.247	Test Distance:	3 m
Test item:	Harmonic	Power:	AC 120 V/60 Hz
Frequency:	2437 MHz	Temp.(℃)/Hum.(%RH):	26(℃)/60 %RH
Mode:	Mode 4		
Ant.Polar.:	Vertical		

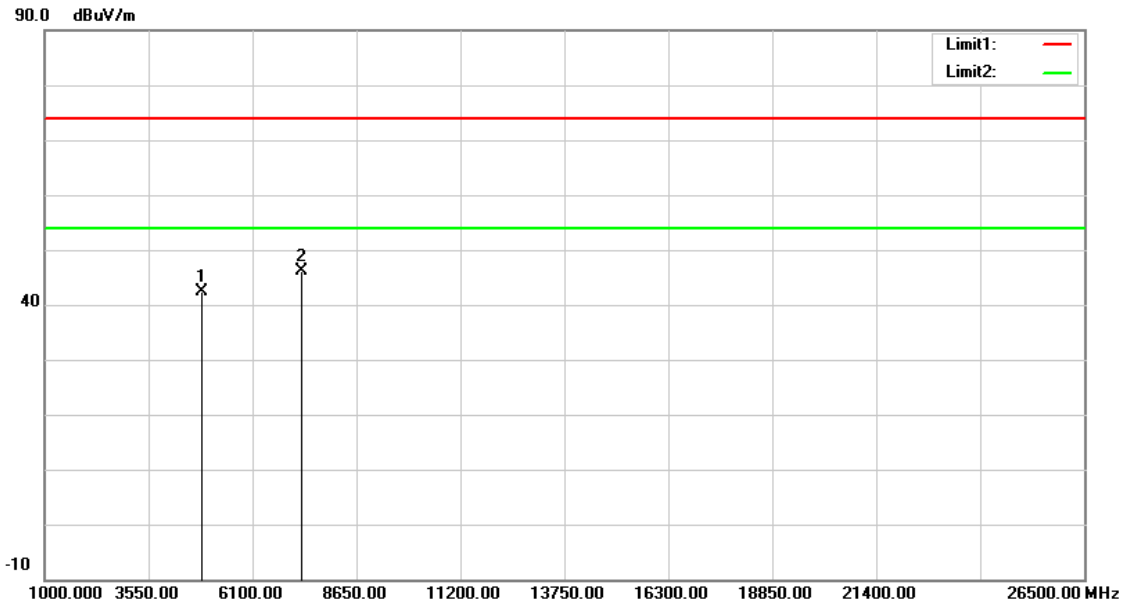

No.	Frequency (MHz)	Reading (dBuV)	Correct Factor (dB/m)	Result (dBuV/m)	Limit (dBuV/m)	Margin (dB)	Remark
1	4874.000	36.63	5.67	42.30	74.00	-31.70	peak
2	7311.000	33.88	12.15	46.03	74.00	-27.97	peak

Note:1.Result (dBuV/m) = Correct Factor (dB/m) + Reading(dBuV).

2.Correction factor (dB/m) = Antenna Factor (dB/m) + Cable loss (dB) – Pre-Amplifier gain (dB).

3. When the peak results are less than average limit, so not need to evaluate the average.

Standard:	FCC Part 15.247	Test Distance:	3 m
Test item:	Harmonic	Power:	AC 120 V/60 Hz
Frequency:	2462 MHz	Temp.(℃)/Hum.(%RH):	26(℃)/60 %RH
Mode:	Mode 4		
Ant.Polar.:	Horizontal		

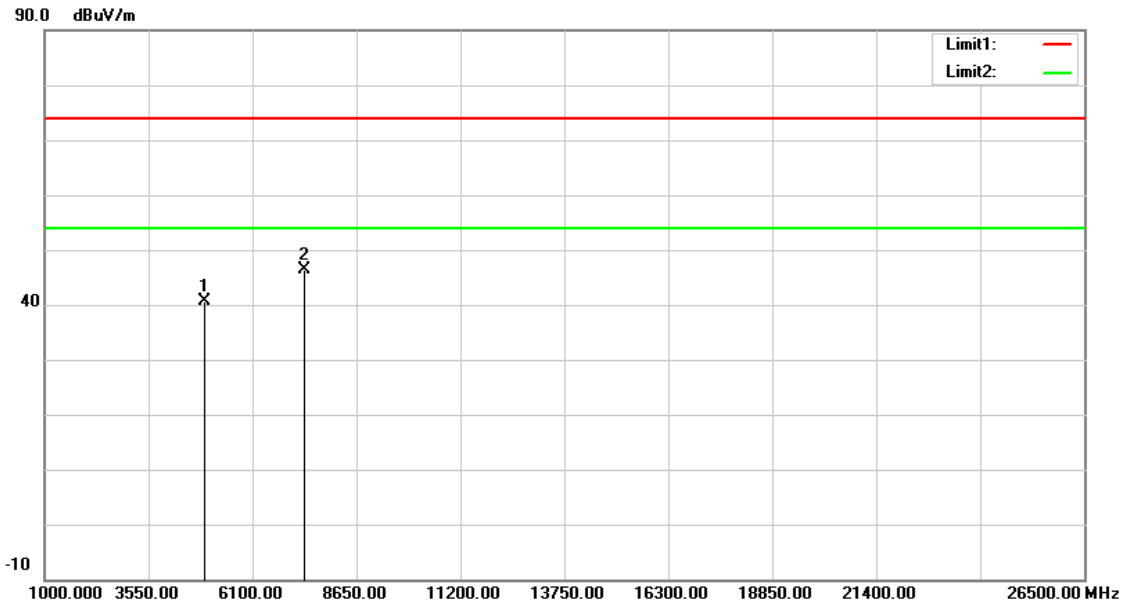

No.	Frequency (MHz)	Reading (dBuV)	Correct Factor (dB/m)	Result (dBuV/m)	Limit (dBuV/m)	Margin (dB)	Remark
1	4924.000	34.81	5.77	40.58	74.00	-33.42	peak
2	7386.000	34.17	12.33	46.50	74.00	-27.50	peak

Note:1.Result (dBuV/m) = Correct Factor (dB/m) + Reading(dBuV).

2.Correction factor (dB/m) = Antenna Factor (dB/m) + Cable loss (dB) – Pre-Amplifier gain (dB).

3. When the peak results are less than average limit, so not need to evaluate the average.

Standard:	FCC Part 15.247	Test Distance:	3 m
Test item:	Harmonic	Power:	AC 120 V/60 Hz
Frequency:	2462 MHz	Temp.(℃)/Hum.(%RH):	26(℃)/60 %RH
Mode:	Mode 4		
Ant.Polar.:	Vertical		

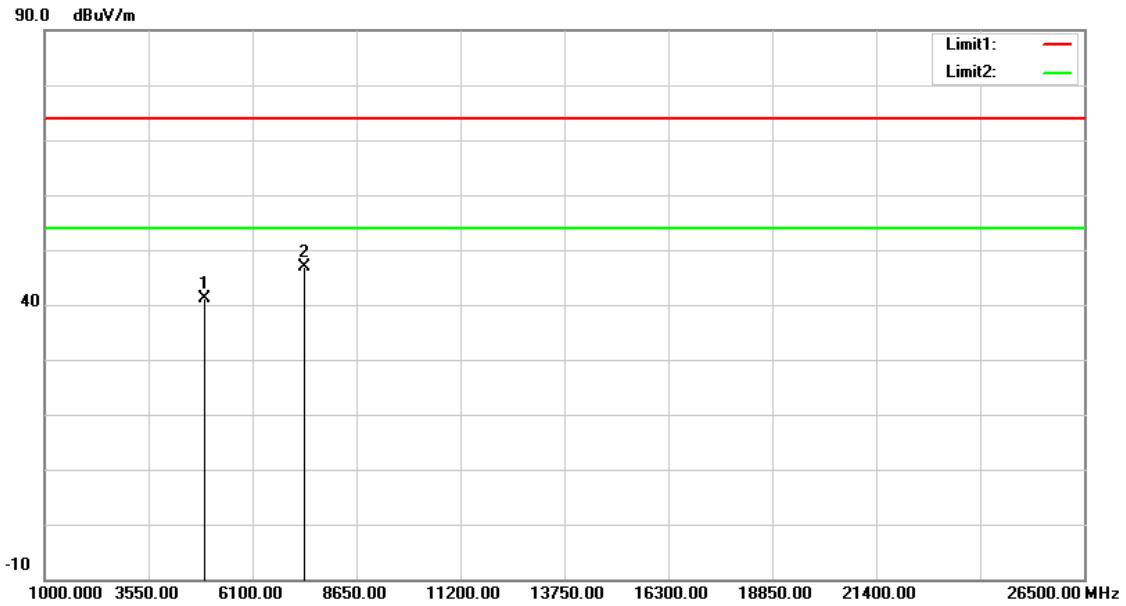

No.	Frequency (MHz)	Reading (dBuV)	Correct Factor (dB/m)	Result (dBuV/m)	Limit (dBuV/m)	Margin (dB)	Remark
1	4924.000	35.33	5.77	41.10	74.00	-32.90	peak
2	7386.000	34.59	12.33	46.92	74.00	-27.08	peak

Note:1.Result (dBuV/m) = Correct Factor (dB/m) + Reading(dBuV).

2.Correction factor (dB/m) = Antenna Factor (dB/m) + Cable loss (dB) – Pre-Amplifier gain (dB).

3. When the peak results are less than average limit, so not need to evaluate the average.

Standard:	FCC Part 15.247	Test Distance:	3 m
Test item:	Harmonic	Power:	AC 120 V/60 Hz
Frequency:	2422 MHz	Temp.(℃)/Hum.(%RH):	26(℃)/60 %RH
Mode:	Mode 5		
Ant.Polar.:	Horizontal		

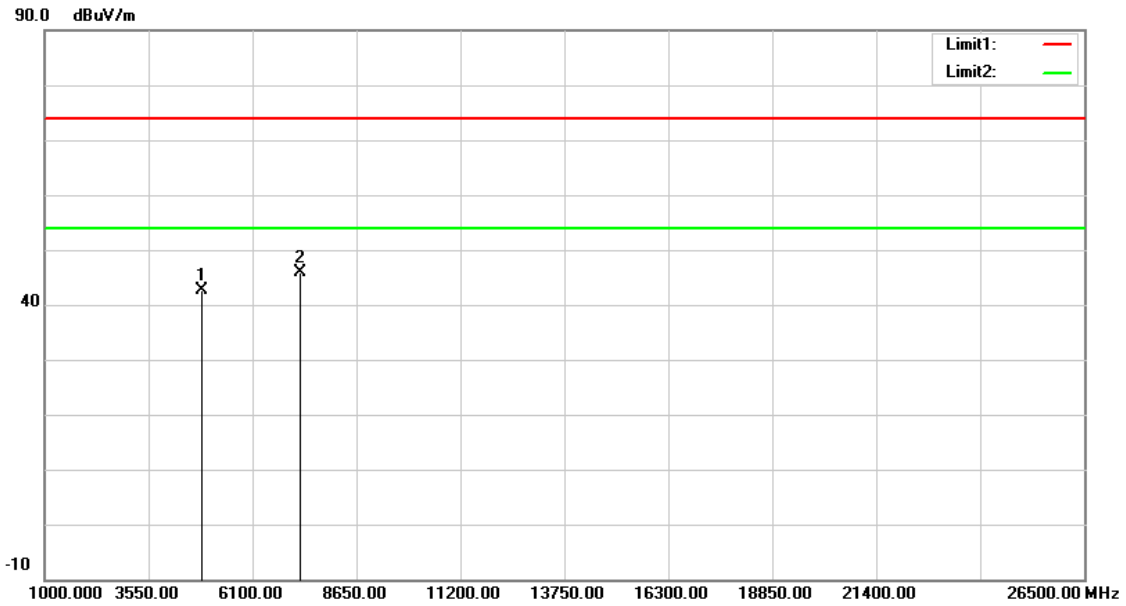

No.	Frequency (MHz)	Reading (dBuV)	Correct Factor (dB/m)	Result (dBuV/m)	Limit (dBuV/m)	Margin (dB)	Remark
1	4844.000	37.00	5.62	42.62	74.00	-31.38	peak
2	7266.000	33.81	12.04	45.85	74.00	-28.15	peak

Note:1.Result (dBuV/m) = Correct Factor (dB/m) + Reading(dBuV).

2.Correction factor (dB/m) = Antenna Factor (dB/m) + Cable loss (dB) – Pre-Amplifier gain (dB).

3. When the peak results are less than average limit, so not need to evaluate the average.

Standard:	FCC Part 15.247	Test Distance:	3 m
Test item:	Harmonic	Power:	AC 120 V/60 Hz
Frequency:	2422 MHz	Temp.(℃)/Hum.(%RH):	26(℃)/60 %RH
Mode:	Mode 5		
Ant.Polar.:	Vertical		

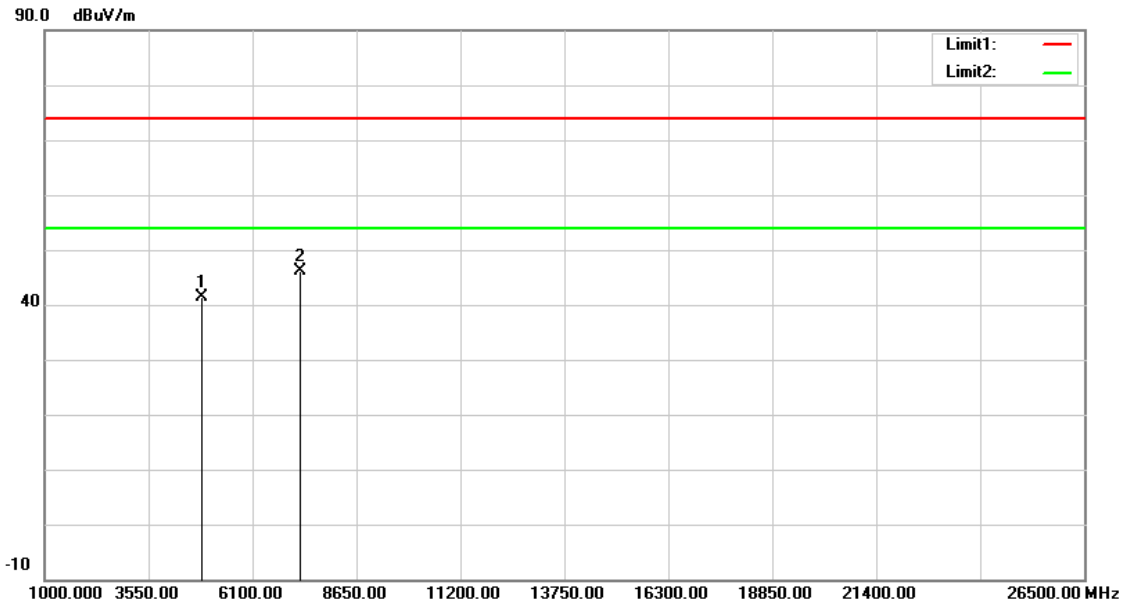

No.	Frequency (MHz)	Reading (dBuV)	Correct Factor (dB/m)	Result (dBuV/m)	Limit (dBuV/m)	Margin (dB)	Remark
1	4844.000	35.80	5.62	41.42	74.00	-32.58	peak
2	7266.000	34.15	12.04	46.19	74.00	-27.81	peak

Note:1.Result (dBuV/m) = Correct Factor (dB/m) + Reading(dBuV).

2.Correction factor (dB/m) = Antenna Factor (dB/m) + Cable loss (dB) – Pre-Amplifier gain (dB).

3. When the peak results are less than average limit, so not need to evaluate the average.

Standard:	FCC Part 15.247	Test Distance:	3 m
Test item:	Harmonic	Power:	AC 120 V/60 Hz
Frequency:	2437 MHz	Temp.(℃)/Hum.(%RH):	26(℃)/60 %RH
Mode:	Mode 5		
Ant.Polar.:	Horizontal		

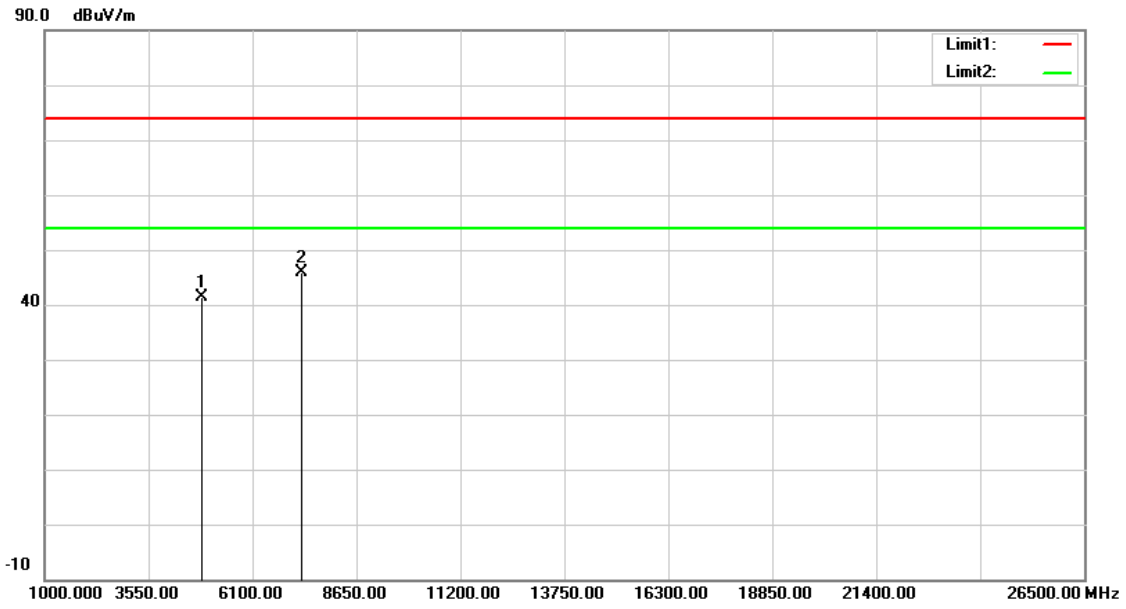

No.	Frequency (MHz)	Reading (dBuV)	Correct Factor (dB/m)	Result (dBuV/m)	Limit (dBuV/m)	Margin (dB)	Remark
1	4874.000	35.72	5.67	41.39	74.00	-32.61	peak
2	7311.000	33.76	12.15	45.91	74.00	-28.09	peak

Note:1.Result (dBuV/m) = Correct Factor (dB/m) + Reading(dBuV).

2.Correction factor (dB/m) = Antenna Factor (dB/m) + Cable loss (dB) – Pre-Amplifier gain (dB).

3. When the peak results are less than average limit, so not need to evaluate the average.

Standard:	FCC Part 15.247	Test Distance:	3 m
Test item:	Harmonic	Power:	AC 120 V/60 Hz
Frequency:	2437 MHz	Temp.(℃)/Hum.(%RH):	26(℃)/60 %RH
Mode:	Mode 5		
Ant.Polar.:	Vertical		

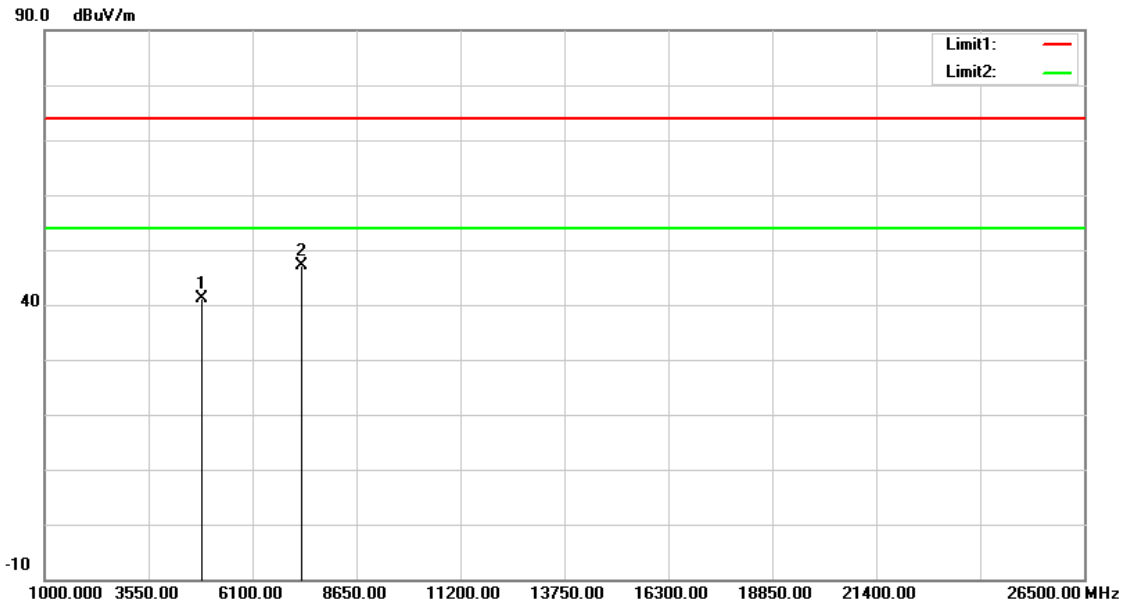

No.	Frequency (MHz)	Reading (dBuV)	Correct Factor (dB/m)	Result (dBuV/m)	Limit (dBuV/m)	Margin (dB)	Remark
1	4874.000	35.58	5.67	41.25	74.00	-32.75	peak
2	7311.000	35.02	12.15	47.17	74.00	-26.83	peak

Note:1.Result (dBuV/m) = Correct Factor (dB/m) + Reading(dBuV).

2.Correction factor (dB/m) = Antenna Factor (dB/m) + Cable loss (dB) – Pre-Amplifier gain (dB).

3. When the peak results are less than average limit, so not need to evaluate the average.

Standard:	FCC Part 15.247	Test Distance:	3 m
Test item:	Harmonic	Power:	AC 120 V/60 Hz
Frequency:	2452 MHz	Temp.(℃)/Hum.(%RH):	26(℃)/60 %RH
Mode:	Mode 5		
Ant.Polar.:	Horizontal		

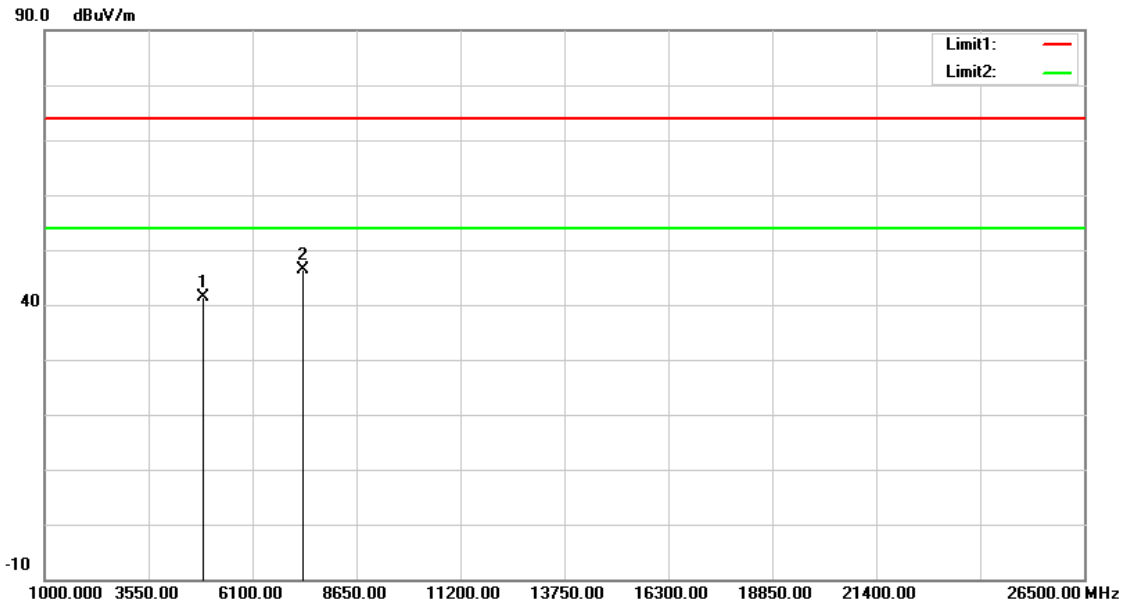

No.	Frequency (MHz)	Reading (dBuV)	Correct Factor (dB/m)	Result (dBuV/m)	Limit (dBuV/m)	Margin (dB)	Remark
1	4904.000	35.68	5.73	41.41	74.00	-32.59	peak
2	7356.000	34.19	12.25	46.44	74.00	-27.56	peak

Note:1.Result (dBuV/m) = Correct Factor (dB/m) + Reading(dBuV).

2.Correction factor (dB/m) = Antenna Factor (dB/m) + Cable loss (dB) – Pre-Amplifier gain (dB).

3. When the peak results are less than average limit, so not need to evaluate the average.

Standard:	FCC Part 15.247	Test Distance:	3 m
Test item:	Harmonic	Power:	AC 120 V/60 Hz
Frequency:	2452 MHz	Temp.(℃)/Hum.(%RH):	26(℃)/60 %RH
Mode:	Mode 5		
Ant.Polar.:	Vertical		

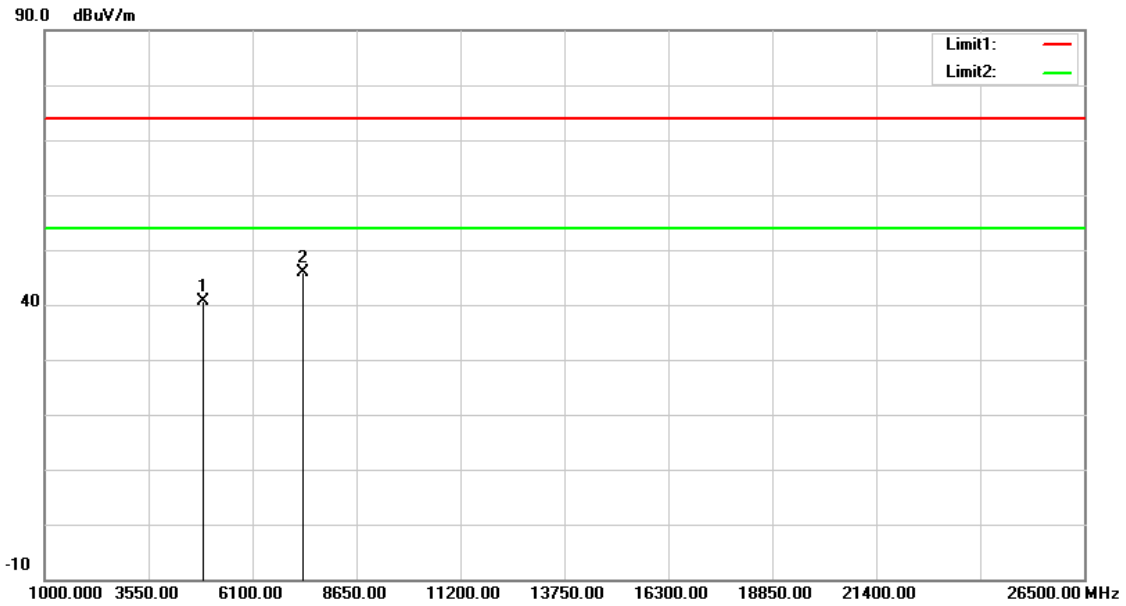

No.	Frequency (MHz)	Reading (dBuV)	Correct Factor (dB/m)	Result (dBuV/m)	Limit (dBuV/m)	Margin (dB)	Remark
1	4904.000	34.96	5.73	40.69	74.00	-33.31	peak
2	7356.000	33.51	12.25	45.76	74.00	-28.24	peak

Note:1.Result (dBuV/m) = Correct Factor (dB/m) + Reading(dBuV).

2.Correction factor (dB/m) = Antenna Factor (dB/m) + Cable loss (dB) – Pre-Amplifier gain (dB).

3. When the peak results are less than average limit, so not need to evaluate the average.

Model: PA300-E: External antenna

Standard:	FCC Part 15.247	Test Distance:	3 m
Test item:	Harmonic	Power:	AC 120 V/60 Hz
Frequency:	2412 MHz	Temp.(℃)/Hum.(%RH):	26(℃)/60 %RH
Mode:	Mode 2		
Ant.Polar.:	Horizontal		

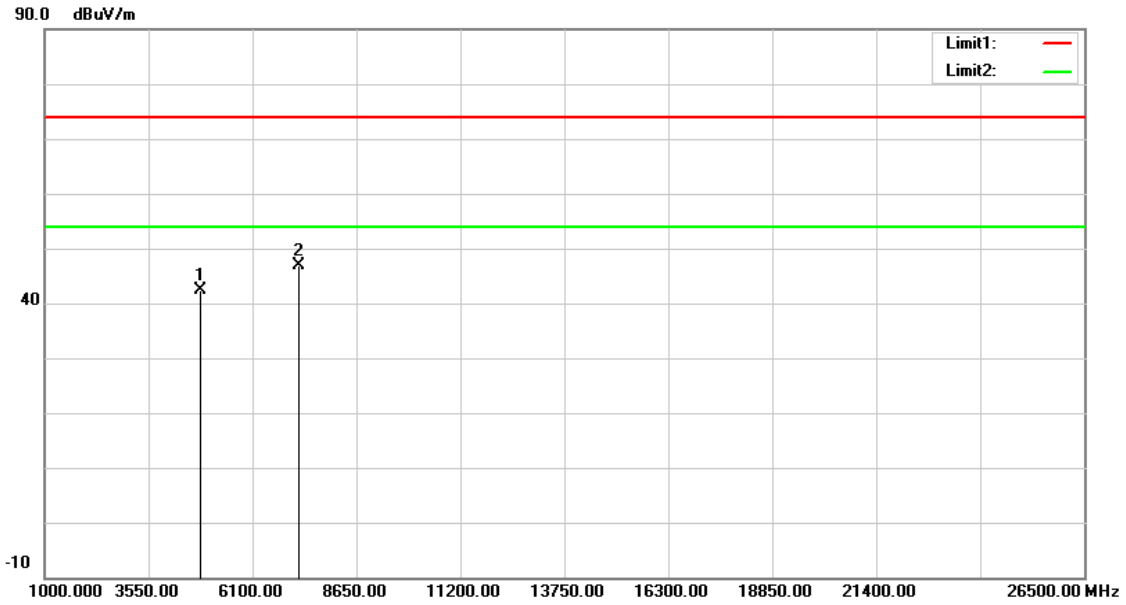

No.	Frequency (MHz)	Reading (dBuV)	Correct Factor (dB/m)	Result (dBuV/m)	Limit (dBuV/m)	Margin (dB)	Remark
1	4824.000	36.77	5.57	42.34	74.00	-31.66	peak
2	7236.000	34.82	11.98	46.80	74.00	-27.20	peak

Note:1.Result (dBuV/m) = Correct Factor (dB/m) + Reading(dBuV).

2.Correction factor (dB/m) = Antenna Factor (dB/m) + Cable loss (dB) – Pre-Amplifier gain (dB).

3. When the peak results are less than average limit, so not need to evaluate the average.

Standard:	FCC Part 15.247	Test Distance:	3 m
Test item:	Harmonic	Power:	AC 120 V/60 Hz
Frequency:	2412 MHz	Temp.(℃)/Hum.(%RH):	26(℃)/60 %RH
Mode:	Mode 2		
Ant.Polar.:	Vertical		

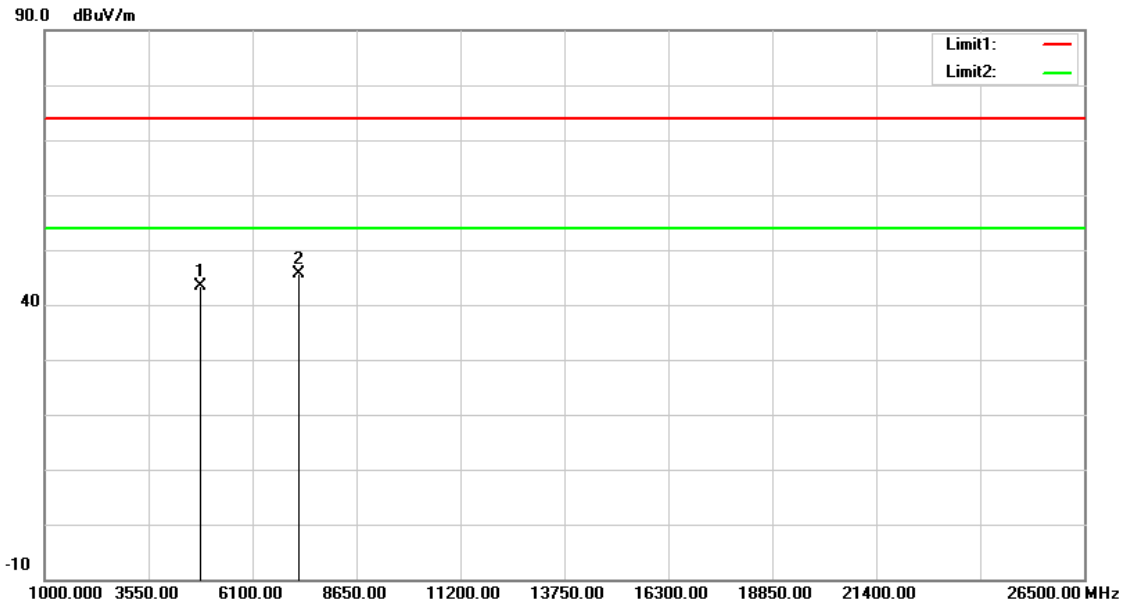

No.	Frequency (MHz)	Reading (dBuV)	Correct Factor (dB/m)	Result (dBuV/m)	Limit (dBuV/m)	Margin (dB)	Remark
1	4824.000	37.74	5.57	43.31	74.00	-30.69	peak
2	7236.000	33.59	11.98	45.57	74.00	-28.43	peak

Note:1.Result (dBuV/m) = Correct Factor (dB/m) + Reading(dBuV).

2.Correction factor (dB/m) = Antenna Factor (dB/m) + Cable loss (dB) – Pre-Amplifier gain (dB).

3. When the peak results are less than average limit, so not need to evaluate the average.

Standard:	FCC Part 15.247	Test Distance:	3 m
Test item:	Harmonic	Power:	AC 120 V/60 Hz
Frequency:	2437 MHz	Temp.(℃)/Hum.(%RH):	26(℃)/60 %RH
Mode:	Mode 2		
Ant.Polar.:	Horizontal		

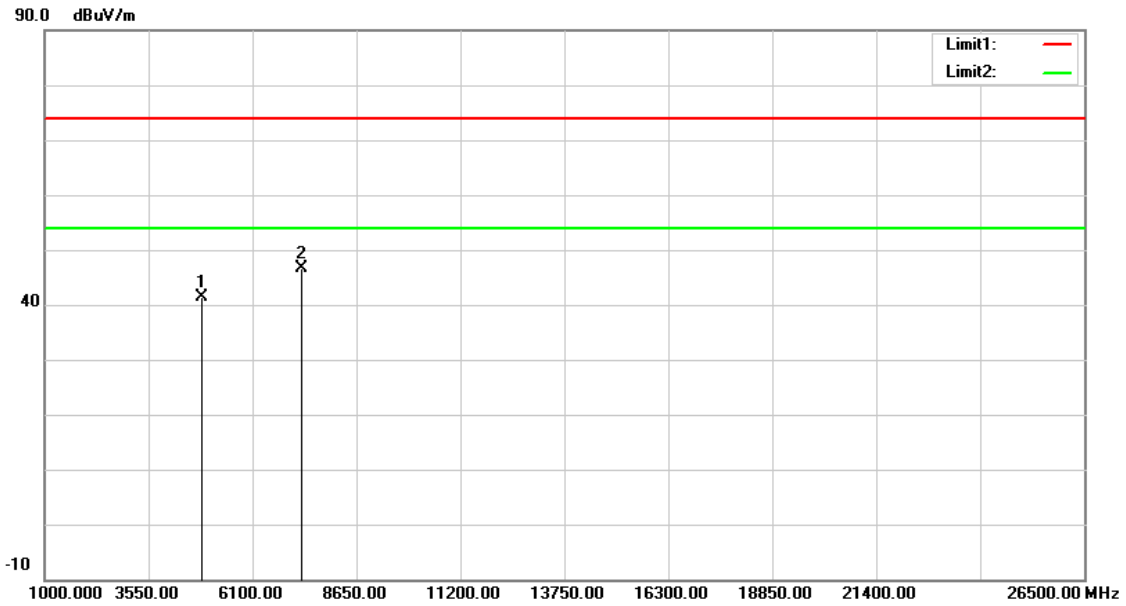

No.	Frequency (MHz)	Reading (dBuV)	Correct Factor (dB/m)	Result (dBuV/m)	Limit (dBuV/m)	Margin (dB)	Remark
1	4874.000	35.83	5.67	41.50	74.00	-32.50	peak
2	7311.000	34.52	12.15	46.67	74.00	-27.33	peak

Note:1.Result (dBuV/m) = Correct Factor (dB/m) + Reading(dBuV).

2.Correction factor (dB/m) = Antenna Factor (dB/m) + Cable loss (dB) – Pre-Amplifier gain (dB).

3. When the peak results are less than average limit, so not need to evaluate the average.

Standard:	FCC Part 15.247	Test Distance:	3 m
Test item:	Harmonic	Power:	AC 120 V/60 Hz
Frequency:	2437 MHz	Temp.(℃)/Hum.(%RH):	26(℃)/60 %RH
Mode:	Mode 2		
Ant.Polar.:	Vertical		

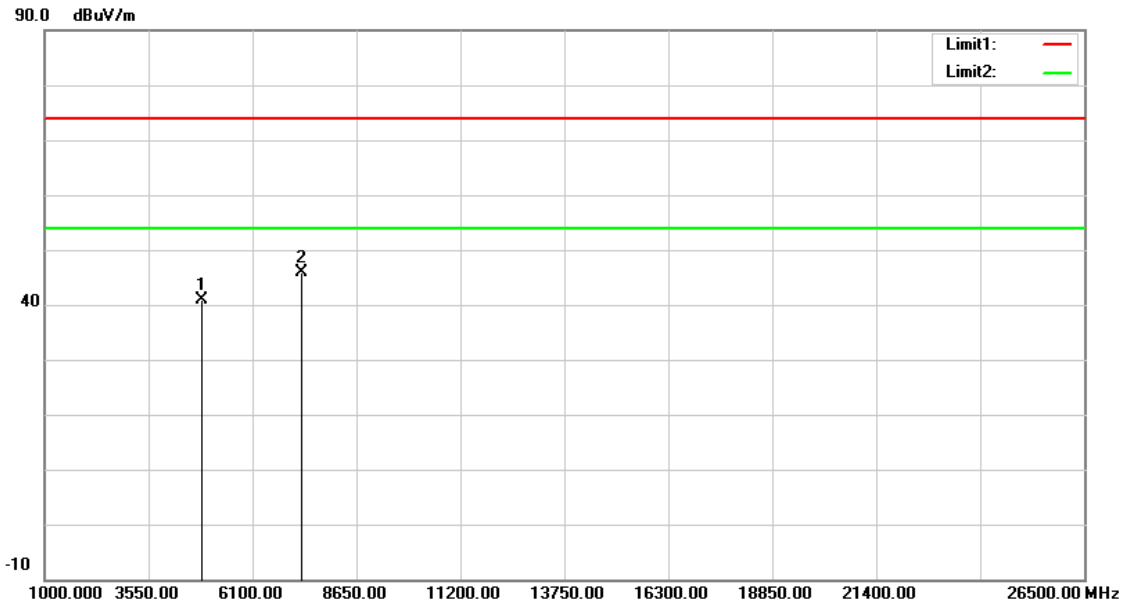

No.	Frequency (MHz)	Reading (dBuV)	Correct Factor (dB/m)	Result (dBuV/m)	Limit (dBuV/m)	Margin (dB)	Remark
1	4874.000	35.25	5.67	40.92	74.00	-33.08	peak
2	7311.000	33.83	12.15	45.98	74.00	-28.02	peak

Note:1.Result (dBuV/m) = Correct Factor (dB/m) + Reading(dBuV).

2.Correction factor (dB/m) = Antenna Factor (dB/m) + Cable loss (dB) – Pre-Amplifier gain (dB).

3. When the peak results are less than average limit, so not need to evaluate the average.

Standard:	FCC Part 15.247	Test Distance:	3 m
Test item:	Harmonic	Power:	AC 120 V/60 Hz
Frequency:	2462 MHz	Temp.(℃)/Hum.(%RH):	26(℃)/60 %RH
Mode:	Mode 2		
Ant.Polar.:	Horizontal		

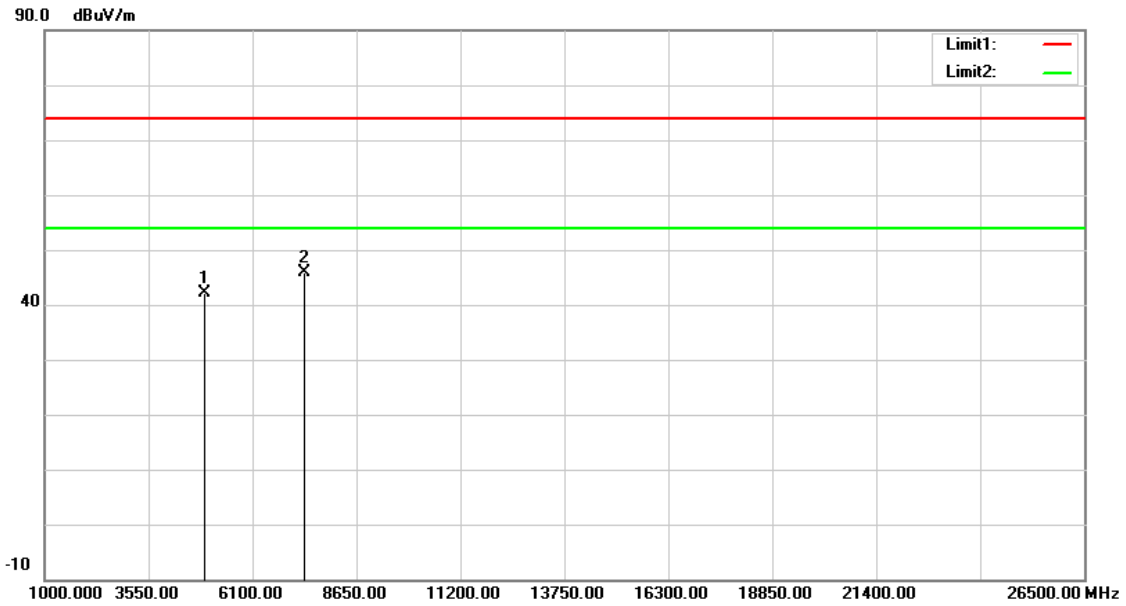

No.	Frequency (MHz)	Reading (dBuV)	Correct Factor (dB/m)	Result (dBuV/m)	Limit (dBuV/m)	Margin (dB)	Remark
1	4924.000	36.32	5.77	42.09	74.00	-31.91	peak
2	7386.000	33.53	12.33	45.86	74.00	-28.14	peak

Note:1.Result (dBuV/m) = Correct Factor (dB/m) + Reading(dBuV).

2.Correction factor (dB/m) = Antenna Factor (dB/m) + Cable loss (dB) – Pre-Amplifier gain (dB).

3. When the peak results are less than average limit, so not need to evaluate the average.

Standard:	FCC Part 15.247	Test Distance:	3 m
Test item:	Harmonic	Power:	AC 120 V/60 Hz
Frequency:	2462 MHz	Temp.(℃)/Hum.(%RH):	26(℃)/60 %RH
Mode:	Mode 2		
Ant.Polar.:	Vertical		

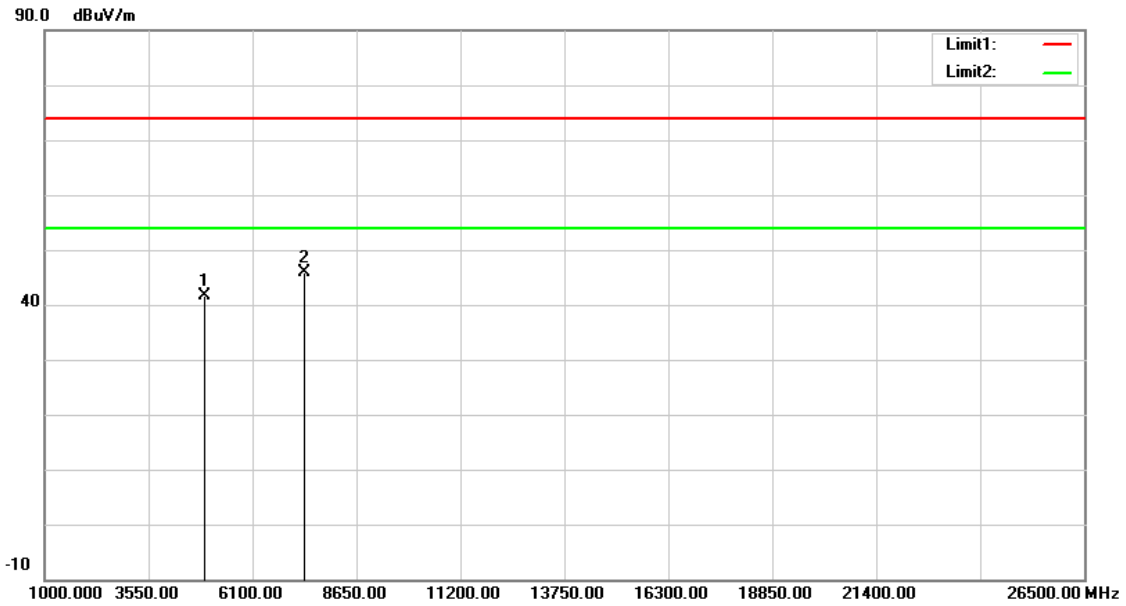

No.	Frequency (MHz)	Reading (dBuV)	Correct Factor (dB/m)	Result (dBuV/m)	Limit (dBuV/m)	Margin (dB)	Remark
1	4924.000	35.97	5.77	41.74	74.00	-32.26	peak
2	7386.000	33.61	12.33	45.94	74.00	-28.06	peak

Note:1.Result (dBuV/m) = Correct Factor (dB/m) + Reading(dBuV).

2.Correction factor (dB/m) = Antenna Factor (dB/m) + Cable loss (dB) – Pre-Amplifier gain (dB).

3. When the peak results are less than average limit, so not need to evaluate the average.

Standard:	FCC Part 15.247	Test Distance:	3 m
Test item:	Harmonic	Power:	AC 120 V/60 Hz
Frequency:	2412 MHz	Temp.(℃)/Hum.(%RH):	26(℃)/60 %RH
Mode:	Mode 3		
Ant.Polar.:	Horizontal		

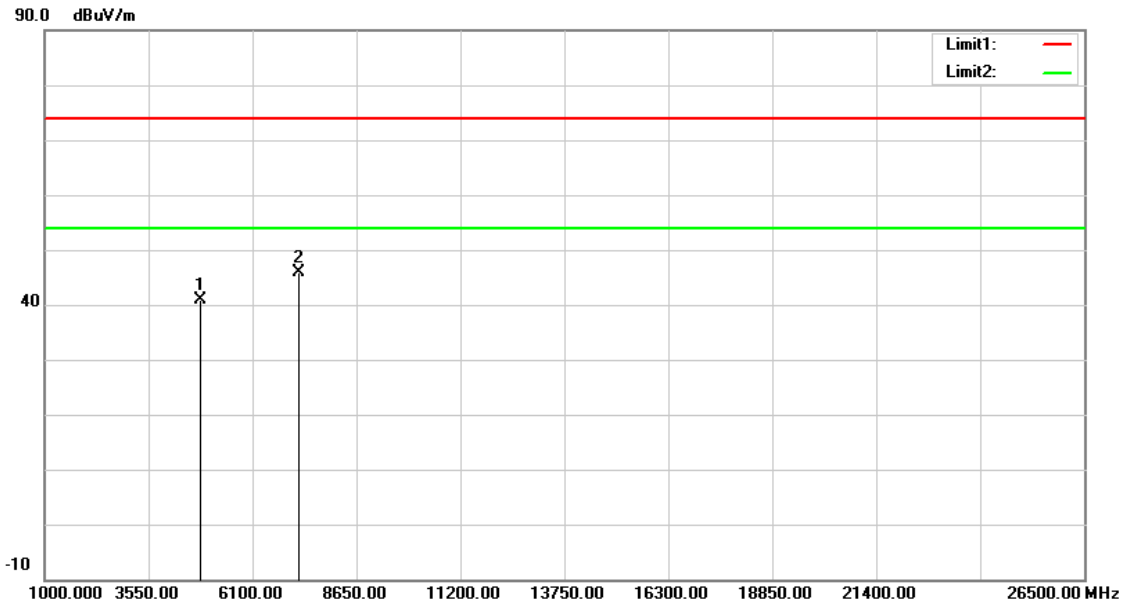

No.	Frequency (MHz)	Reading (dBuV)	Correct Factor (dB/m)	Result (dBuV/m)	Limit (dBuV/m)	Margin (dB)	Remark
1	4824.000	35.27	5.57	40.84	74.00	-33.16	peak
2	7236.000	33.86	11.98	45.84	74.00	-28.16	peak

Note:1.Result (dBuV/m) = Correct Factor (dB/m) + Reading(dBuV).

2.Correction factor (dB/m) = Antenna Factor (dB/m) + Cable loss (dB) – Pre-Amplifier gain (dB).

3. When the peak results are less than average limit, so not need to evaluate the average.

Standard:	FCC Part 15.247	Test Distance:	3 m
Test item:	Harmonic	Power:	AC 120 V/60 Hz
Frequency:	2412 MHz	Temp.(℃)/Hum.(%RH):	26(℃)/60 %RH
Mode:	Mode 3		
Ant.Polar.:	Vertical		

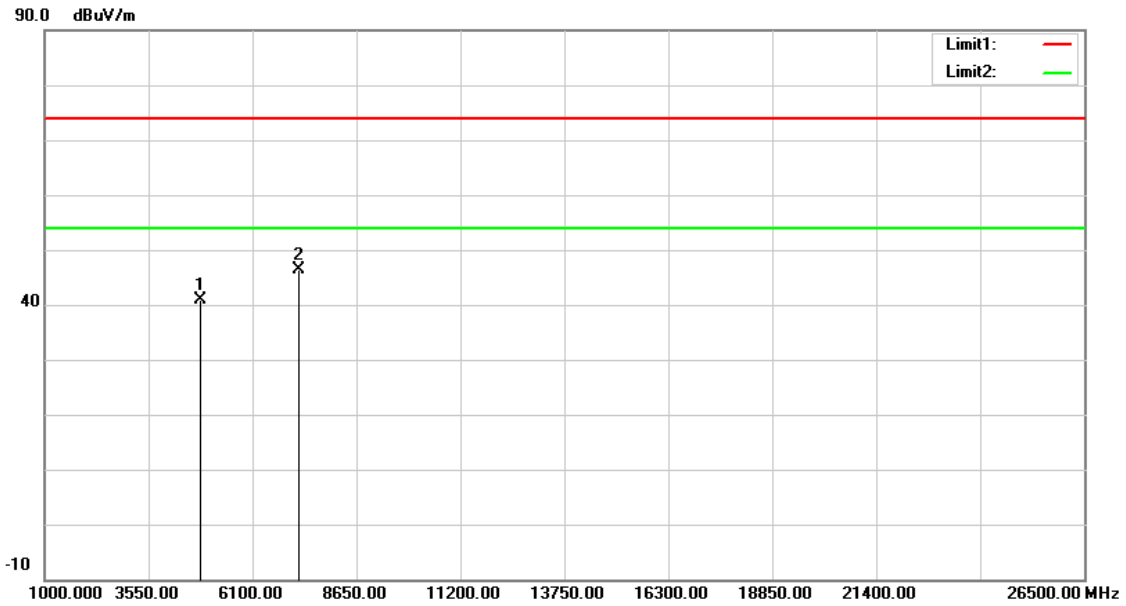

No.	Frequency (MHz)	Reading (dBuV)	Correct Factor (dB/m)	Result (dBuV/m)	Limit (dBuV/m)	Margin (dB)	Remark
1	4824.000	35.20	5.57	40.77	74.00	-33.23	peak
2	7236.000	34.38	11.98	46.36	74.00	-27.64	peak

Note:1.Result (dBuV/m) = Correct Factor (dB/m) + Reading(dBuV).

2.Correction factor (dB/m) = Antenna Factor (dB/m) + Cable loss (dB) – Pre-Amplifier gain (dB).

3. When the peak results are less than average limit, so not need to evaluate the average.

Standard:	FCC Part 15.247	Test Distance:	3 m
Test item:	Harmonic	Power:	AC 120 V/60 Hz
Frequency:	2437 MHz	Temp.(℃)/Hum.(%RH):	26(℃)/60 %RH
Mode:	Mode 3		
Ant.Polar.:	Horizontal		

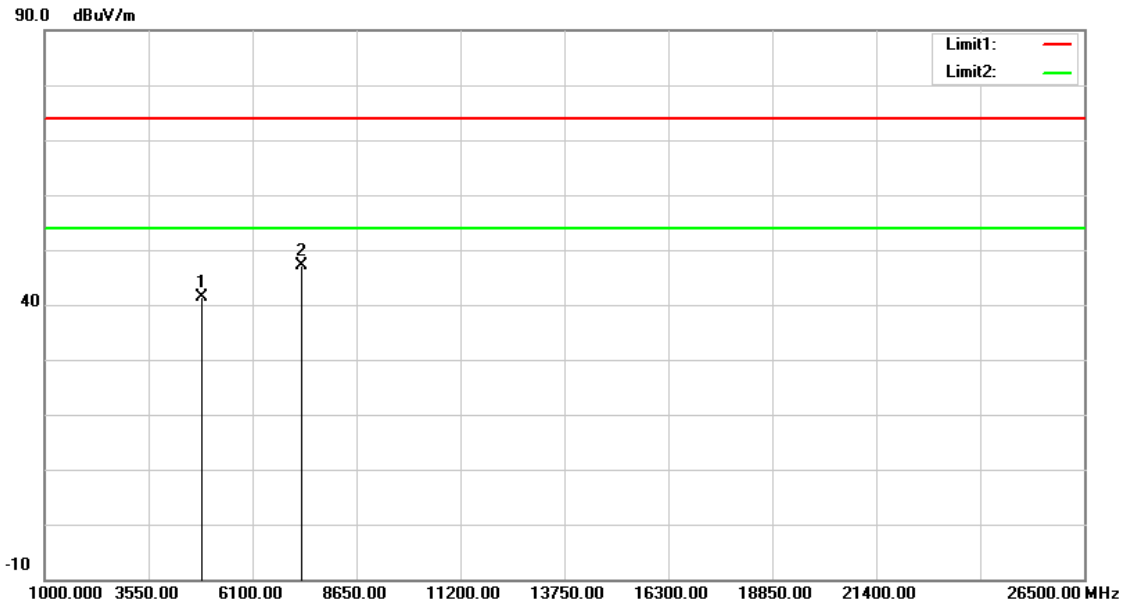

No.	Frequency (MHz)	Reading (dBuV)	Correct Factor (dB/m)	Result (dBuV/m)	Limit (dBuV/m)	Margin (dB)	Remark
1	4874.000	35.65	5.67	41.32	74.00	-32.68	peak
2	7311.000	34.87	12.15	47.02	74.00	-26.98	peak

Note:1.Result (dBuV/m) = Correct Factor (dB/m) + Reading(dBuV).

2.Correction factor (dB/m) = Antenna Factor (dB/m) + Cable loss (dB) – Pre-Amplifier gain (dB).

3. When the peak results are less than average limit, so not need to evaluate the average.

Standard:	FCC Part 15.247	Test Distance:	3 m
Test item:	Harmonic	Power:	AC 120 V/60 Hz
Frequency:	2437 MHz	Temp.(℃)/Hum.(%RH):	26(℃)/60 %RH
Mode:	Mode 3		
Ant.Polar.:	Vertical		

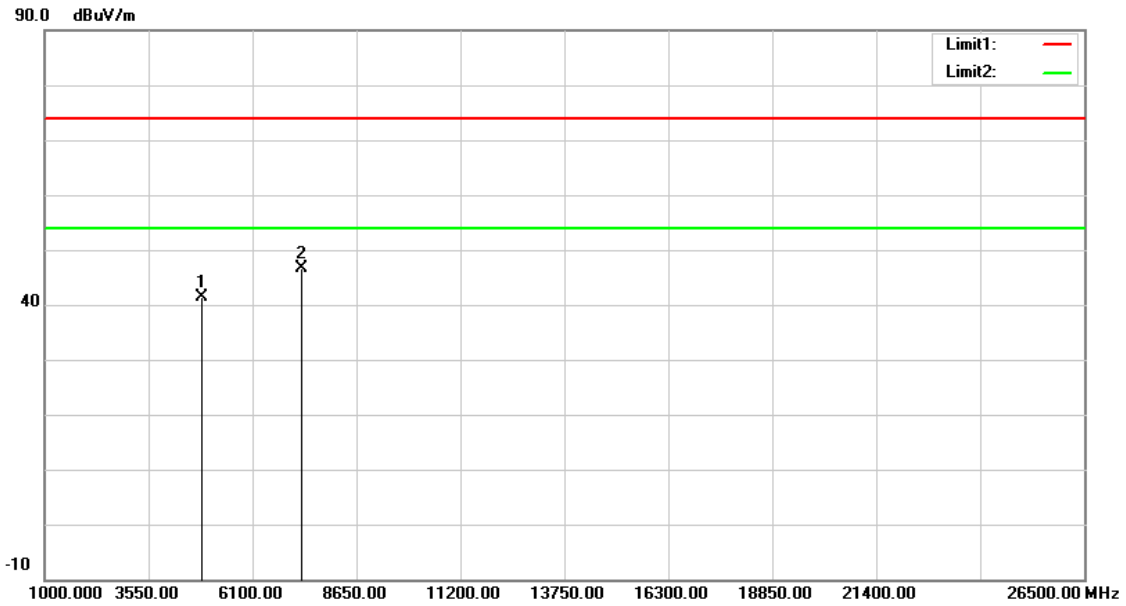

No.	Frequency (MHz)	Reading (dBuV)	Correct Factor (dB/m)	Result (dBuV/m)	Limit (dBuV/m)	Margin (dB)	Remark
1	4874.000	35.72	5.67	41.39	74.00	-32.61	peak
2	7311.000	34.39	12.15	46.54	74.00	-27.46	peak

Note:1.Result (dBuV/m) = Correct Factor (dB/m) + Reading(dBuV).

2.Correction factor (dB/m) = Antenna Factor (dB/m) + Cable loss (dB) – Pre-Amplifier gain (dB).

3. When the peak results are less than average limit, so not need to evaluate the average.

Standard:	FCC Part 15.247	Test Distance:	3 m
Test item:	Harmonic	Power:	AC 120 V/60 Hz
Frequency:	2462 MHz	Temp.(℃)/Hum.(%RH):	26(℃)/60 %RH
Mode:	Mode 3		
Ant.Polar.:	Horizontal		

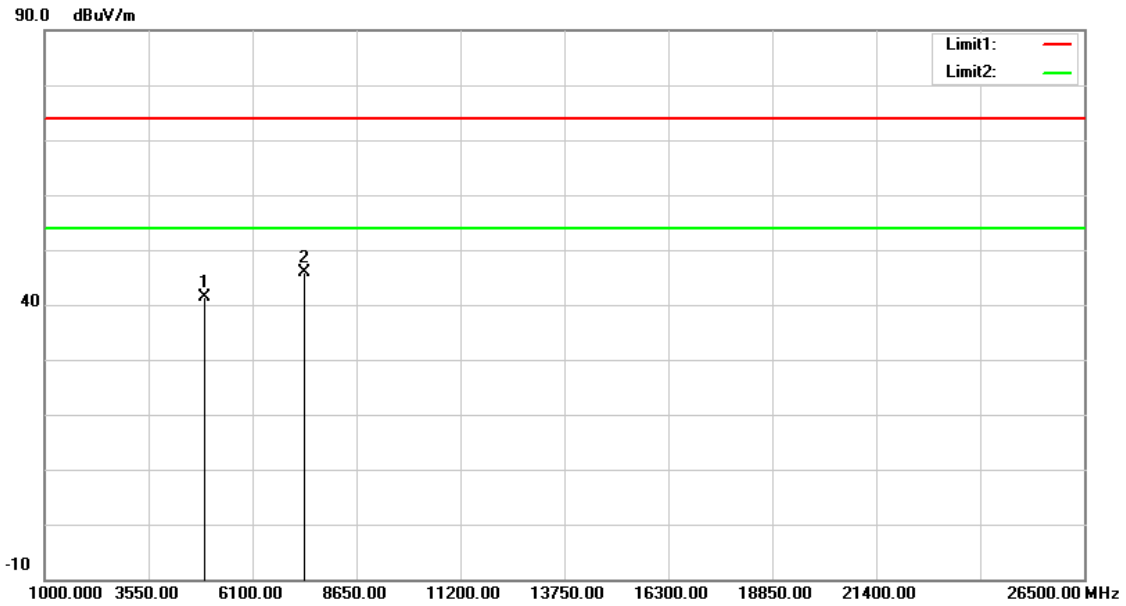

No.	Frequency (MHz)	Reading (dBuV)	Correct Factor (dB/m)	Result (dBuV/m)	Limit (dBuV/m)	Margin (dB)	Remark
1	4924.000	35.64	5.77	41.41	74.00	-32.59	peak
2	7386.000	33.45	12.33	45.78	74.00	-28.22	peak

Note:1.Result (dBuV/m) = Correct Factor (dB/m) + Reading(dBuV).

2.Correction factor (dB/m) = Antenna Factor (dB/m) + Cable loss (dB) – Pre-Amplifier gain (dB).

3. When the peak results are less than average limit, so not need to evaluate the average.

Standard:	FCC Part 15.247	Test Distance:	3 m
Test item:	Harmonic	Power:	AC 120 V/60 Hz
Frequency:	2462 MHz	Temp.(℃)/Hum.(%RH):	26(℃)/60 %RH
Mode:	Mode 3		
Ant.Polar.:	Vertical		

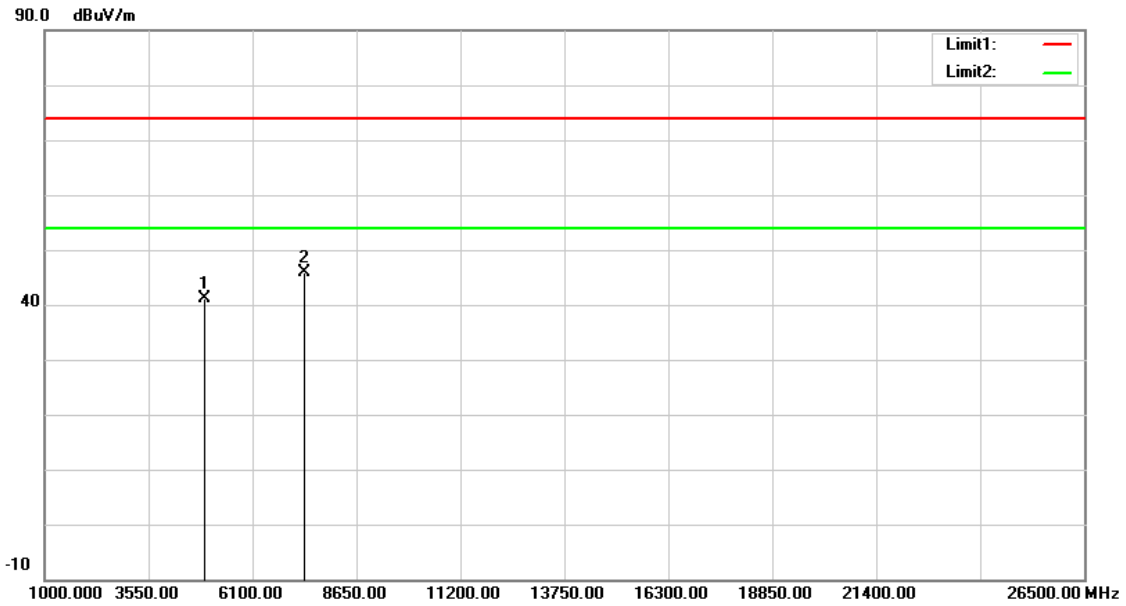

No.	Frequency (MHz)	Reading (dBuV)	Correct Factor (dB/m)	Result (dBuV/m)	Limit (dBuV/m)	Margin (dB)	Remark
1	4924.000	35.40	5.77	41.17	74.00	-32.83	peak
2	7386.000	33.63	12.33	45.96	74.00	-28.04	peak

Note:1.Result (dBuV/m) = Correct Factor (dB/m) + Reading(dBuV).

2.Correction factor (dB/m) = Antenna Factor (dB/m) + Cable loss (dB) – Pre-Amplifier gain (dB).

3. When the peak results are less than average limit, so not need to evaluate the average.

Standard:	FCC Part 15.247	Test Distance:	3 m
Test item:	Harmonic	Power:	AC 120 V/60 Hz
Frequency:	2412 MHz	Temp.(℃)/Hum.(%RH):	26(℃)/60 %RH
Mode:	Mode 4		
Ant.Polar.:	Horizontal		

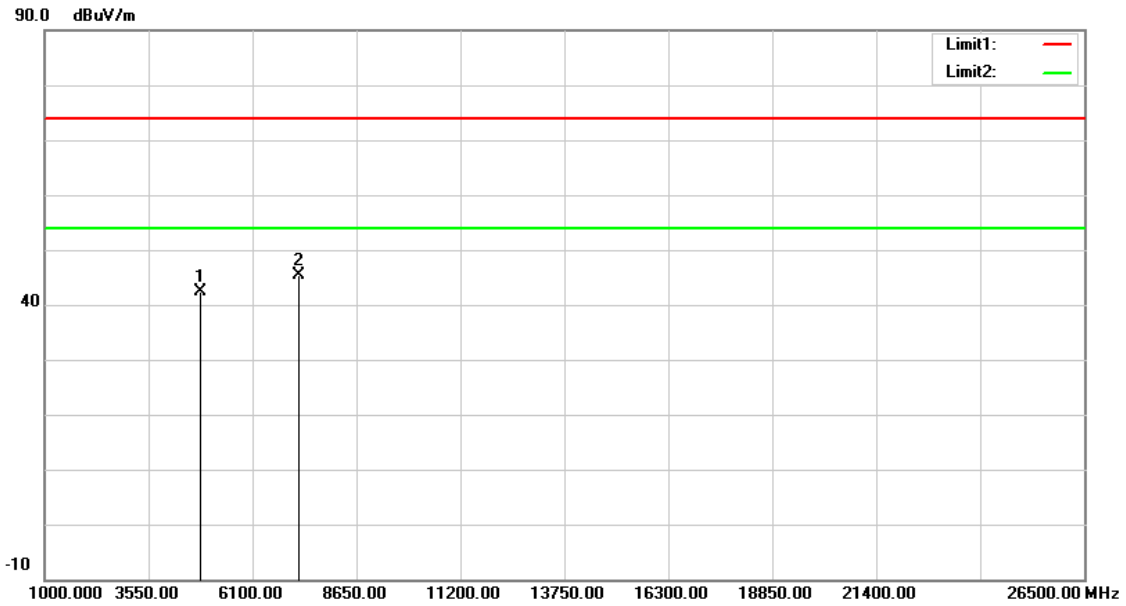

No.	Frequency (MHz)	Reading (dBuV)	Correct Factor (dB/m)	Result (dBuV/m)	Limit (dBuV/m)	Margin (dB)	Remark
1	4824.000	36.70	5.57	42.27	74.00	-31.73	peak
2	7236.000	33.45	11.98	45.43	74.00	-28.57	peak

Note:1.Result (dBuV/m) = Correct Factor (dB/m) + Reading(dBuV).

2.Correction factor (dB/m) = Antenna Factor (dB/m) + Cable loss (dB) – Pre-Amplifier gain (dB).

3. When the peak results are less than average limit, so not need to evaluate the average.

Standard:	FCC Part 15.247	Test Distance:	3 m
Test item:	Harmonic	Power:	AC 120 V/60 Hz
Frequency:	2412 MHz	Temp.(℃)/Hum.(%RH):	26(℃)/60 %RH
Mode:	Mode 4		
Ant.Polar.:	Vertical		

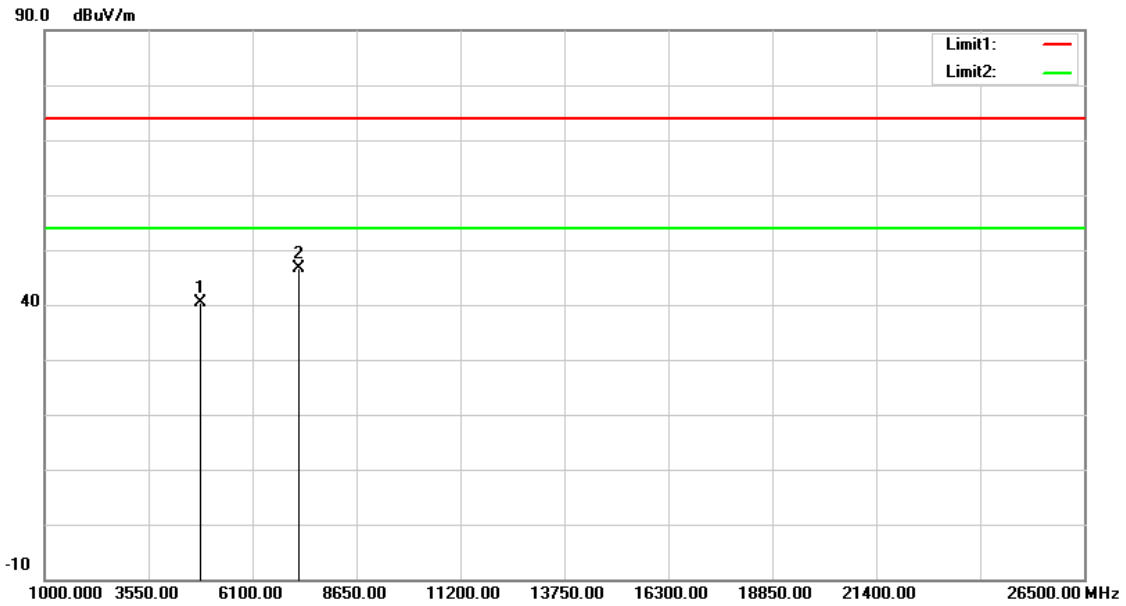

No.	Frequency (MHz)	Reading (dBuV)	Correct Factor (dB/m)	Result (dBuV/m)	Limit (dBuV/m)	Margin (dB)	Remark
1	4824.000	34.88	5.57	40.45	74.00	-33.55	peak
2	7236.000	34.69	11.98	46.67	74.00	-27.33	peak

Note:1.Result (dBuV/m) = Correct Factor (dB/m) + Reading(dBuV).

2.Correction factor (dB/m) = Antenna Factor (dB/m) + Cable loss (dB) – Pre-Amplifier gain (dB).

3. When the peak results are less than average limit, so not need to evaluate the average.

Standard:	FCC Part 15.247	Test Distance:	3 m
Test item:	Harmonic	Power:	AC 120 V/60 Hz
Frequency:	2437 MHz	Temp.(℃)/Hum.(%RH):	26(℃)/60 %RH
Mode:	Mode 4		
Ant.Polar.:	Horizontal		

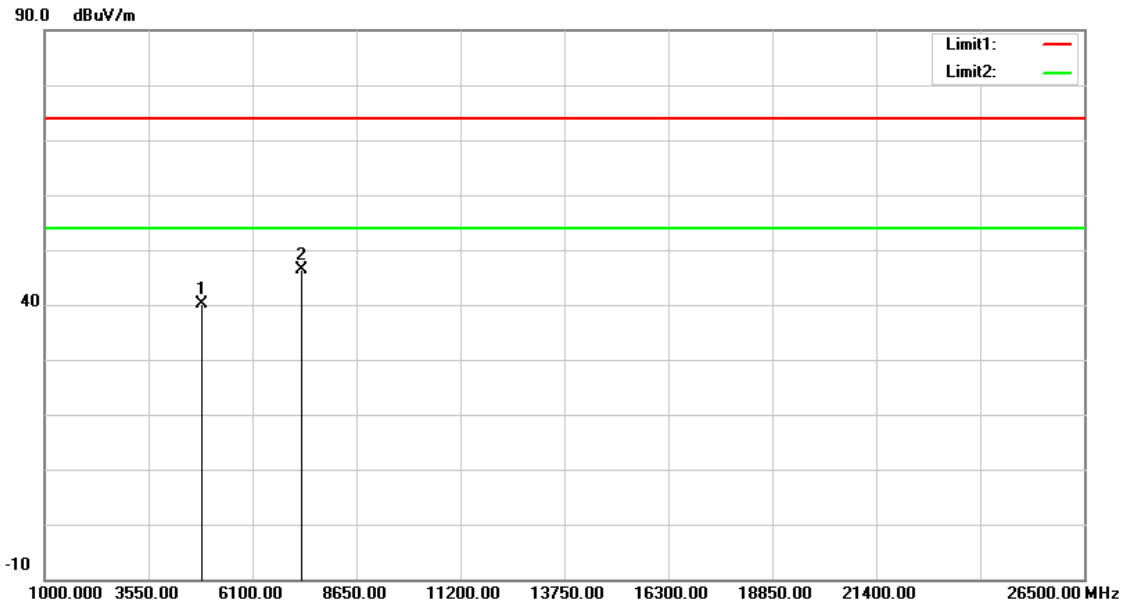

No.	Frequency (MHz)	Reading (dBuV)	Correct Factor (dB/m)	Result (dBuV/m)	Limit (dBuV/m)	Margin (dB)	Remark
1	4874.000	34.52	5.67	40.19	74.00	-33.81	peak
2	7311.000	34.22	12.15	46.37	74.00	-27.63	peak

Note:1.Result (dBuV/m) = Correct Factor (dB/m) + Reading(dBuV).

2.Correction factor (dB/m) = Antenna Factor (dB/m) + Cable loss (dB) – Pre-Amplifier gain (dB).

3. When the peak results are less than average limit, so not need to evaluate the average.

Standard:	FCC Part 15.247	Test Distance:	3 m
Test item:	Harmonic	Power:	AC 120 V/60 Hz
Frequency:	2437 MHz	Temp.(℃)/Hum.(%RH):	26(℃)/60 %RH
Mode:	Mode 4		
Ant.Polar.:	Vertical		

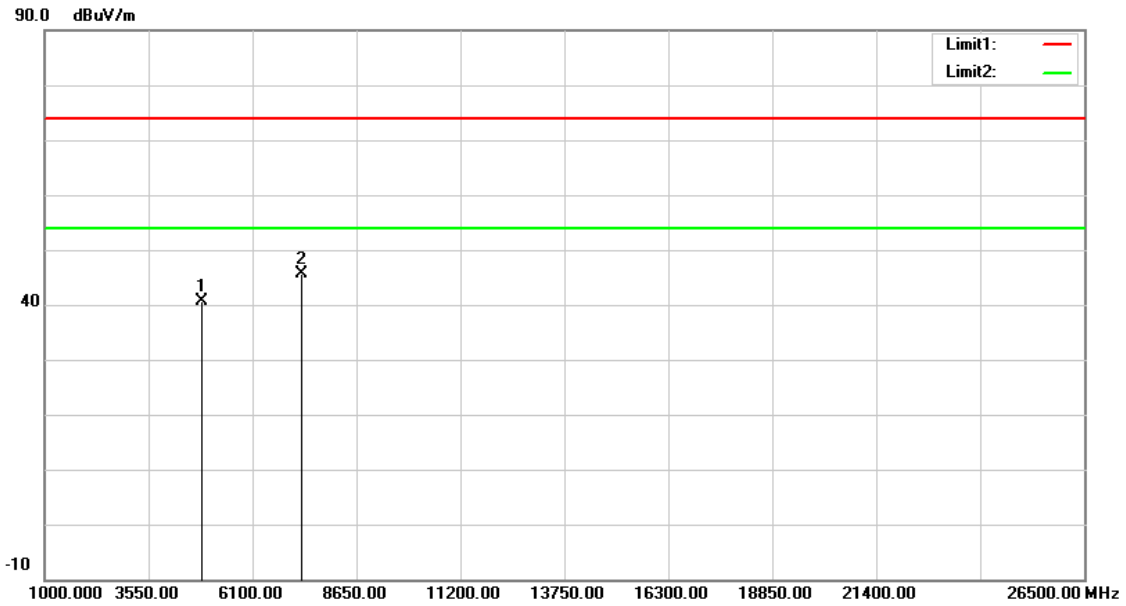

No.	Frequency (MHz)	Reading (dBuV)	Correct Factor (dB/m)	Result (dBuV/m)	Limit (dBuV/m)	Margin (dB)	Remark
1	4874.000	35.08	5.67	40.75	74.00	-33.25	peak
2	7311.000	33.43	12.15	45.58	74.00	-28.42	peak

Note:1.Result (dBuV/m) = Correct Factor (dB/m) + Reading(dBuV).

2.Correction factor (dB/m) = Antenna Factor (dB/m) + Cable loss (dB) – Pre-Amplifier gain (dB).

3. When the peak results are less than average limit, so not need to evaluate the average.

Standard:	FCC Part 15.247	Test Distance:	3 m
Test item:	Harmonic	Power:	AC 120 V/60 Hz
Frequency:	2462 MHz	Temp.(℃)/Hum.(%RH):	26(℃)/60 %RH
Mode:	Mode 4		
Ant.Polar.:	Horizontal		

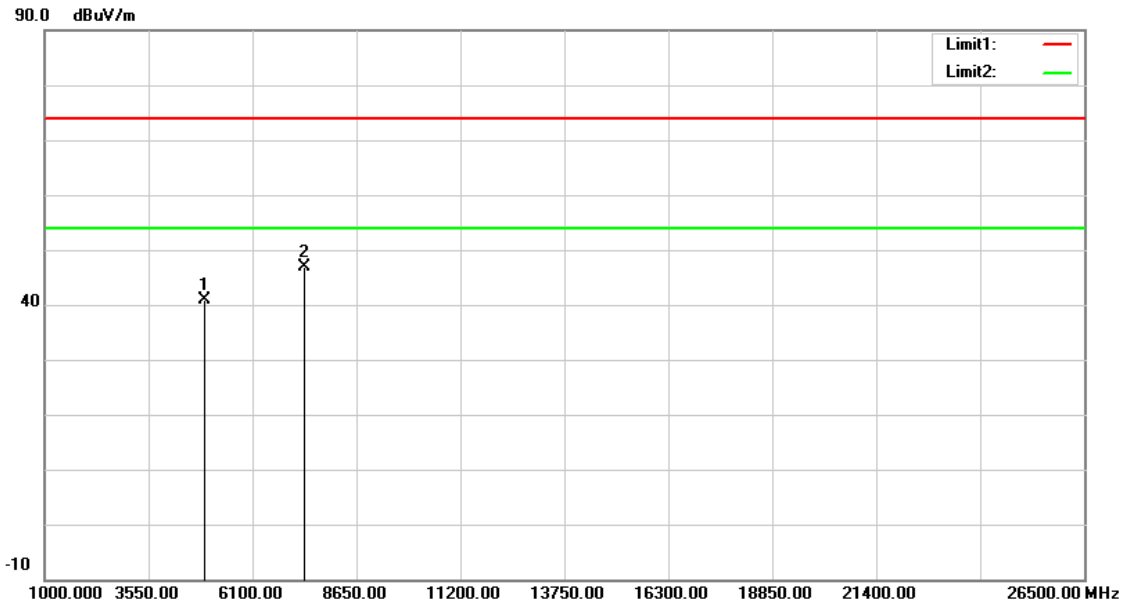

No.	Frequency (MHz)	Reading (dBuV)	Correct Factor (dB/m)	Result (dBuV/m)	Limit (dBuV/m)	Margin (dB)	Remark
1	4924.000	35.21	5.77	40.98	74.00	-33.02	peak
2	7386.000	34.57	12.33	46.90	74.00	-27.10	peak

Note:1.Result (dBuV/m) = Correct Factor (dB/m) + Reading(dBuV).

2.Correction factor (dB/m) = Antenna Factor (dB/m) + Cable loss (dB) – Pre-Amplifier gain (dB).

3. When the peak results are less than average limit, so not need to evaluate the average.

Standard:	FCC Part 15.247	Test Distance:	3 m
Test item:	Harmonic	Power:	AC 120 V/60 Hz
Frequency:	2462 MHz	Temp.(℃)/Hum.(%RH):	26(℃)/60 %RH
Mode:	Mode 4		
Ant.Polar.:	Vertical		

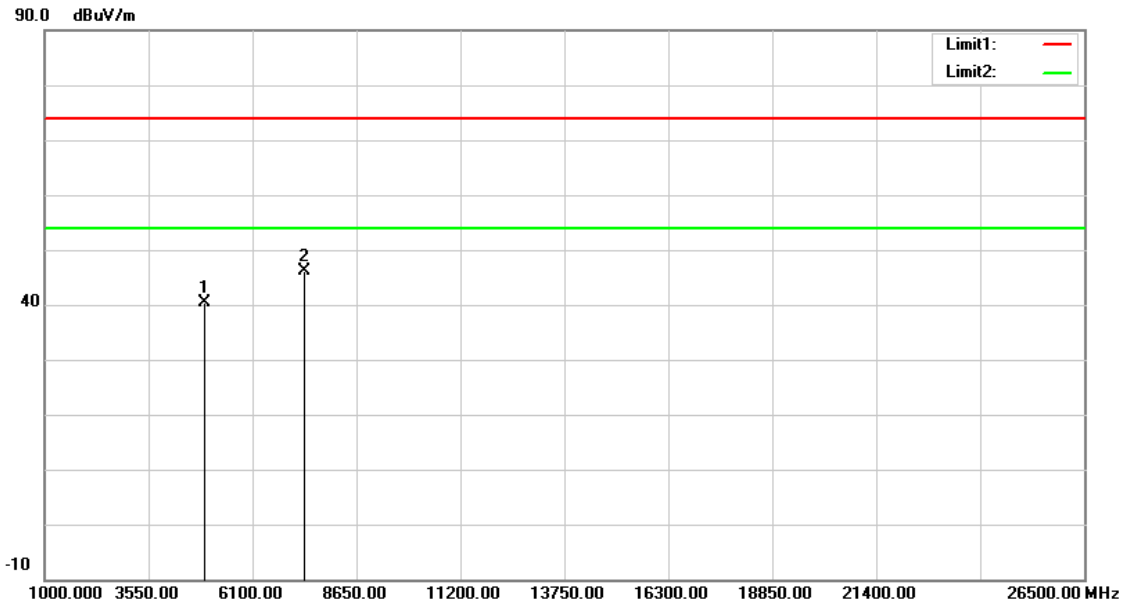

No.	Frequency (MHz)	Reading (dBuV)	Correct Factor (dB/m)	Result (dBuV/m)	Limit (dBuV/m)	Margin (dB)	Remark
1	4924.000	34.71	5.77	40.48	74.00	-33.52	peak
2	7386.000	33.87	12.33	46.20	74.00	-27.80	peak

Note:1.Result (dBuV/m) = Correct Factor (dB/m) + Reading(dBuV).

2.Correction factor (dB/m) = Antenna Factor (dB/m) + Cable loss (dB) – Pre-Amplifier gain (dB).

3. When the peak results are less than average limit, so not need to evaluate the average.

Standard:	FCC Part 15.247	Test Distance:	3 m
Test item:	Harmonic	Power:	AC 120 V/60 Hz
Frequency:	2422 MHz	Temp.(℃)/Hum.(%RH):	26(℃)/60 %RH
Mode:	Mode 5		
Ant.Polar.:	Horizontal		

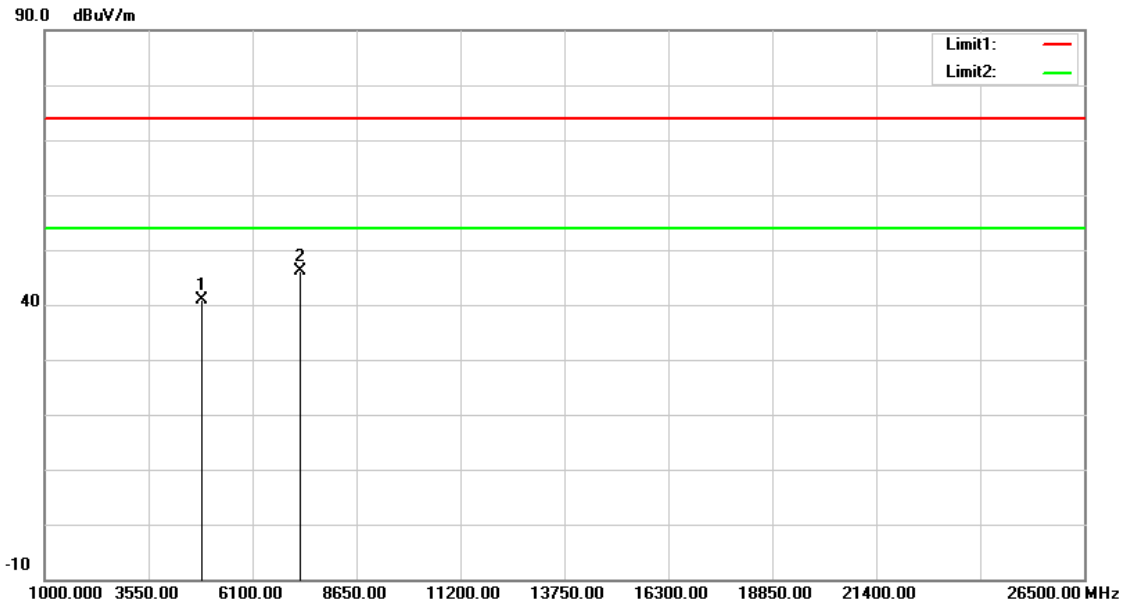

No.	Frequency (MHz)	Reading (dBuV)	Correct Factor (dB/m)	Result (dBuV/m)	Limit (dBuV/m)	Margin (dB)	Remark
1	4844.000	35.33	5.62	40.95	74.00	-33.05	peak
2	7266.000	34.00	12.04	46.04	74.00	-27.96	peak

Note:1.Result (dBuV/m) = Correct Factor (dB/m) + Reading(dBuV).

2.Correction factor (dB/m) = Antenna Factor (dB/m) + Cable loss (dB) – Pre-Amplifier gain (dB).

3. When the peak results are less than average limit, so not need to evaluate the average.

Standard:	FCC Part 15.247	Test Distance:	3 m
Test item:	Harmonic	Power:	AC 120 V/60 Hz
Frequency:	2422 MHz	Temp.(℃)/Hum.(%RH):	26(℃)/60 %RH
Mode:	Mode 5		
Ant.Polar.:	Vertical		

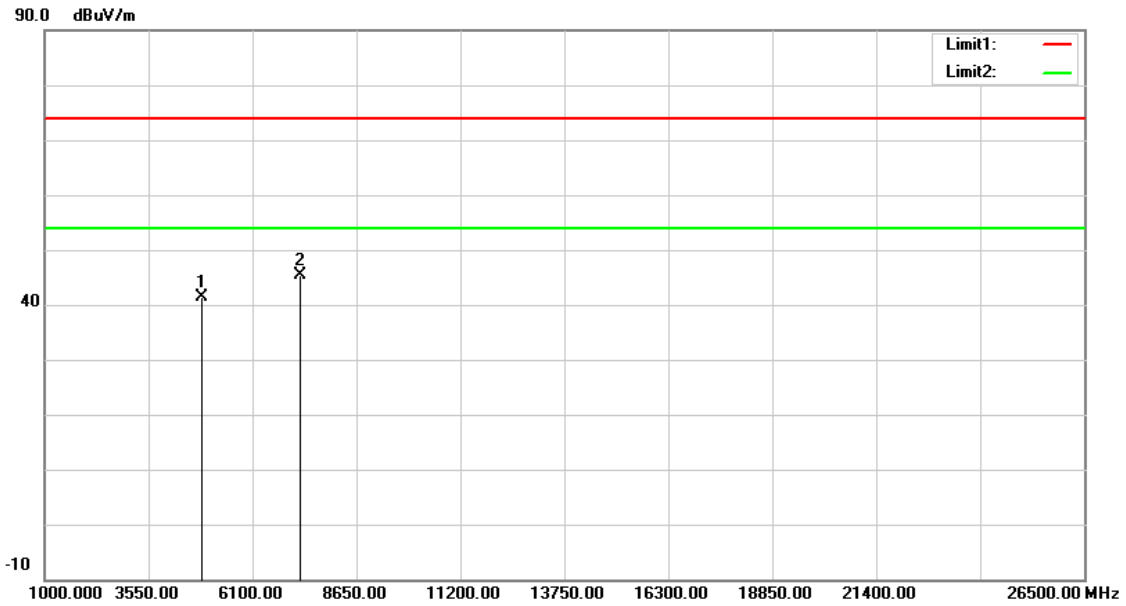

No.	Frequency (MHz)	Reading (dBuV)	Correct Factor (dB/m)	Result (dBuV/m)	Limit (dBuV/m)	Margin (dB)	Remark
1	4844.000	35.68	5.62	41.30	74.00	-32.70	peak
2	7266.000	33.46	12.04	45.50	74.00	-28.50	peak

Note:1.Result (dBuV/m) = Correct Factor (dB/m) + Reading(dBuV).

2.Correction factor (dB/m) = Antenna Factor (dB/m) + Cable loss (dB) – Pre-Amplifier gain (dB).

3. When the peak results are less than average limit, so not need to evaluate the average.

Standard:	FCC Part 15.247	Test Distance:	3 m
Test item:	Harmonic	Power:	AC 120 V/60 Hz
Frequency:	2437 MHz	Temp.(℃)/Hum.(%RH):	26(℃)/60 %RH
Mode:	Mode 5		
Ant.Polar.:	Horizontal		

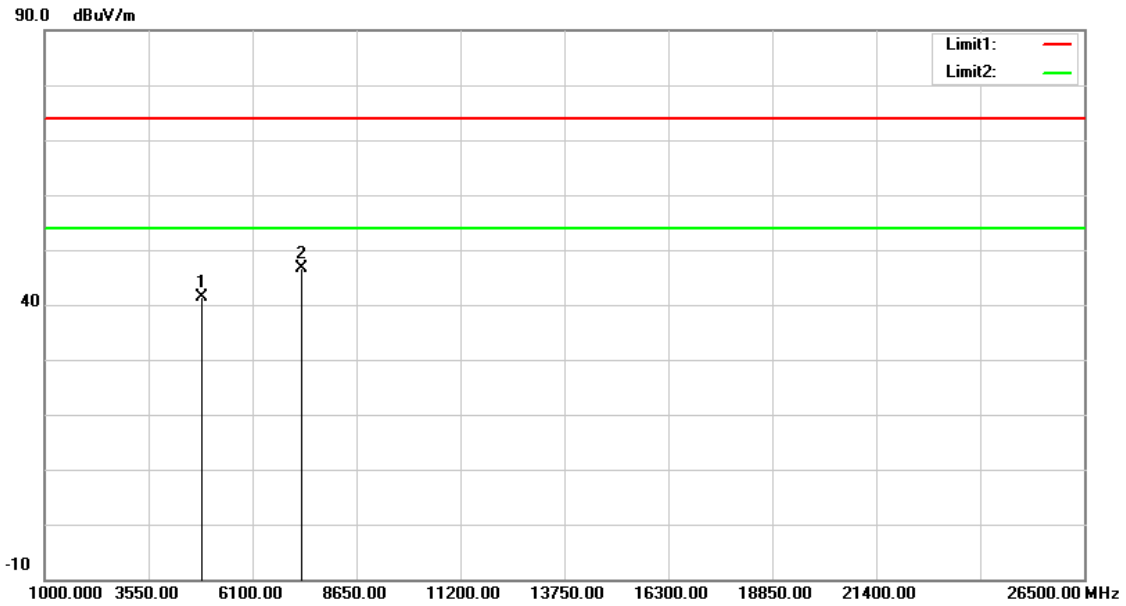

No.	Frequency (MHz)	Reading (dBuV)	Correct Factor (dB/m)	Result (dBuV/m)	Limit (dBuV/m)	Margin (dB)	Remark
1	4874.000	35.61	5.67	41.28	74.00	-32.72	peak
2	7311.000	34.37	12.15	46.52	74.00	-27.48	peak

Note:1.Result (dBuV/m) = Correct Factor (dB/m) + Reading(dBuV).

2.Correction factor (dB/m) = Antenna Factor (dB/m) + Cable loss (dB) – Pre-Amplifier gain (dB).

3. When the peak results are less than average limit, so not need to evaluate the average.

Standard:	FCC Part 15.247	Test Distance:	3 m
Test item:	Harmonic	Power:	AC 120 V/60 Hz
Frequency:	2437 MHz	Temp.(℃)/Hum.(%RH):	26(℃)/60 %RH
Mode:	Mode 5		
Ant.Polar.:	Vertical		

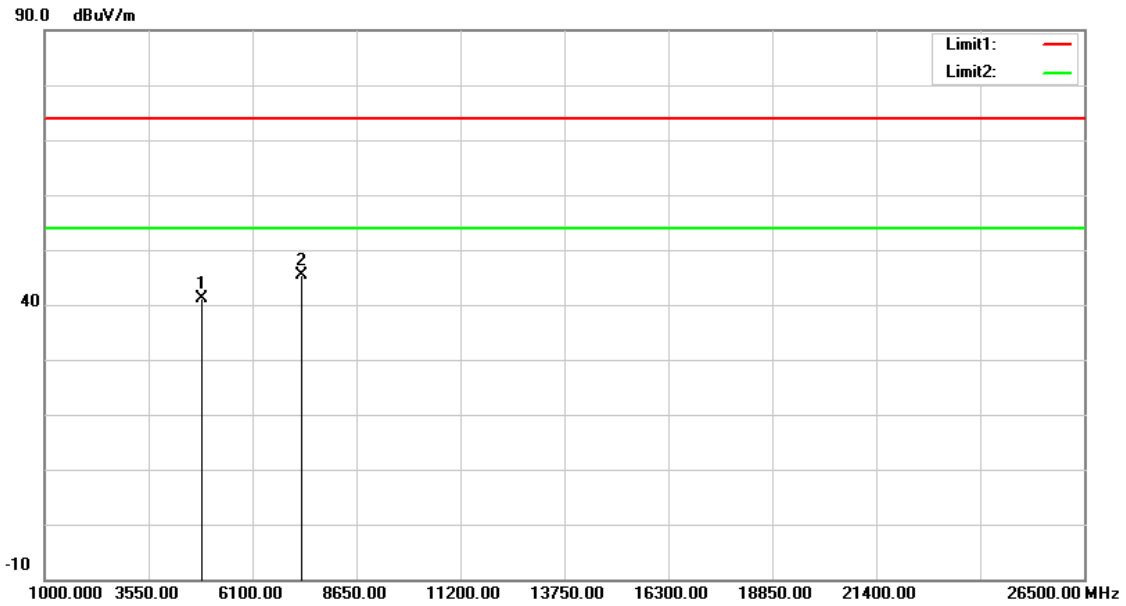

No.	Frequency (MHz)	Reading (dBuV)	Correct Factor (dB/m)	Result (dBuV/m)	Limit (dBuV/m)	Margin (dB)	Remark
1	4874.000	35.52	5.67	41.19	74.00	-32.81	peak
2	7311.000	33.27	12.15	45.42	74.00	-28.58	peak

Note:1.Result (dBuV/m) = Correct Factor (dB/m) + Reading(dBuV).

2.Correction factor (dB/m) = Antenna Factor (dB/m) + Cable loss (dB) – Pre-Amplifier gain (dB).

3. When the peak results are less than average limit, so not need to evaluate the average.

Standard:	FCC Part 15.247	Test Distance:	3 m
Test item:	Harmonic	Power:	AC 120 V/60 Hz
Frequency:	2452 MHz	Temp.(℃)/Hum.(%RH):	26(℃)/60 %RH
Mode:	Mode 5		
Ant.Polar.:	Horizontal		

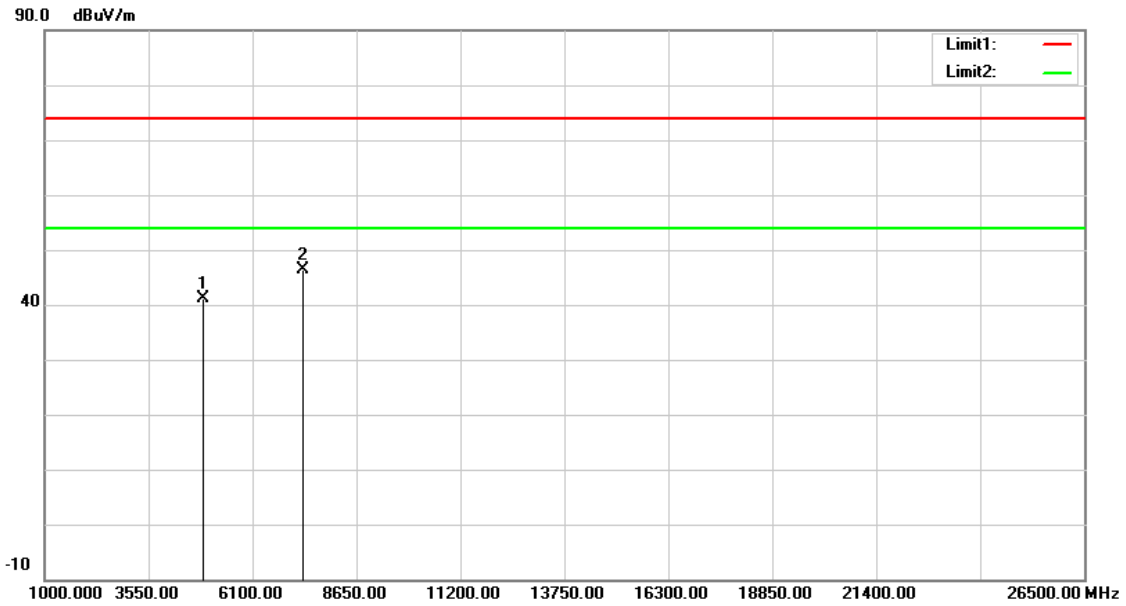

No.	Frequency (MHz)	Reading (dBuV)	Correct Factor (dB/m)	Result (dBuV/m)	Limit (dBuV/m)	Margin (dB)	Remark
1	4904.000	35.32	5.73	41.05	74.00	-32.95	peak
2	7356.000	34.25	12.25	46.50	74.00	-27.50	peak

Note:1.Result (dBuV/m) = Correct Factor (dB/m) + Reading(dBuV).

2.Correction factor (dB/m) = Antenna Factor (dB/m) + Cable loss (dB) – Pre-Amplifier gain (dB).

3. When the peak results are less than average limit, so not need to evaluate the average.

Standard:	FCC Part 15.247	Test Distance:	3 m
Test item:	Harmonic	Power:	AC 120 V/60 Hz
Frequency:	2452 MHz	Temp.(℃)/Hum.(%RH):	26(℃)/60 %RH
Mode:	Mode 5		
Ant.Polar.:	Vertical		

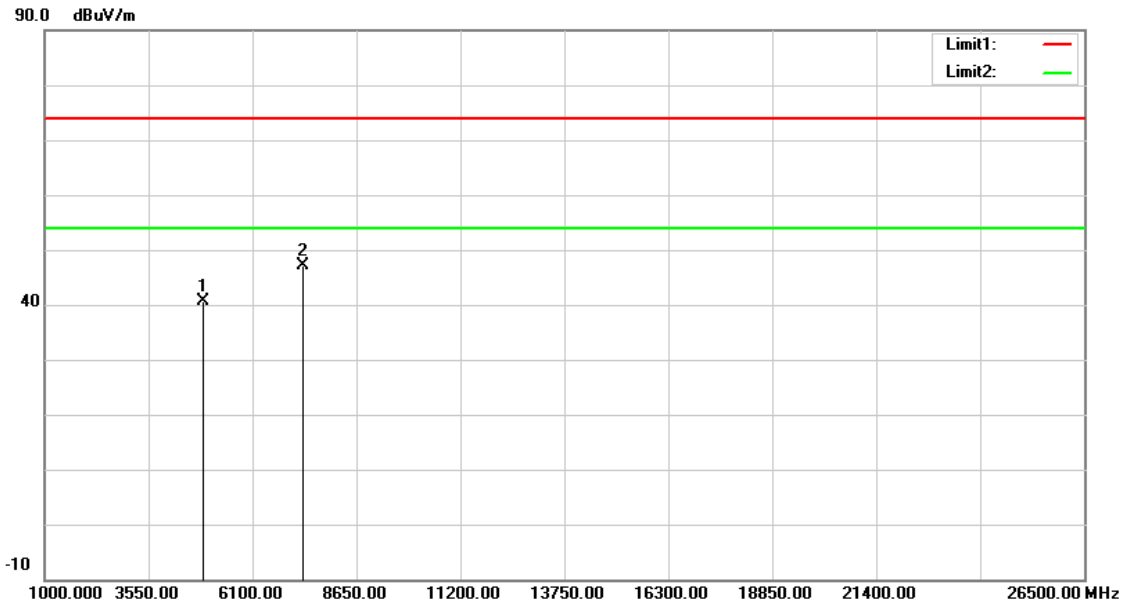

No.	Frequency (MHz)	Reading (dBuV)	Correct Factor (dB/m)	Result (dBuV/m)	Limit (dBuV/m)	Margin (dB)	Remark
1	4904.000	34.93	5.73	40.66	74.00	-33.34	peak
2	7356.000	34.92	12.25	47.17	74.00	-26.83	peak

Note:1.Result (dBuV/m) = Correct Factor (dB/m) + Reading(dBuV).

2.Correction factor (dB/m) = Antenna Factor (dB/m) + Cable loss (dB) – Pre-Amplifier gain (dB).

3. When the peak results are less than average limit, so not need to evaluate the average.

Band Edges

Model: PA300: built-in antenna			
Standard:	FCC Part 15.247	Test Distance:	3 m
Test item:	Band edge	Power:	AC 120 V/60 Hz
Frequency:	2412 MHz	Temp.(℃)/Hum.(%RH):	26(℃)/60 %RH
Mode:	Mode 2		
Ant.Polar.:	Horizontal		

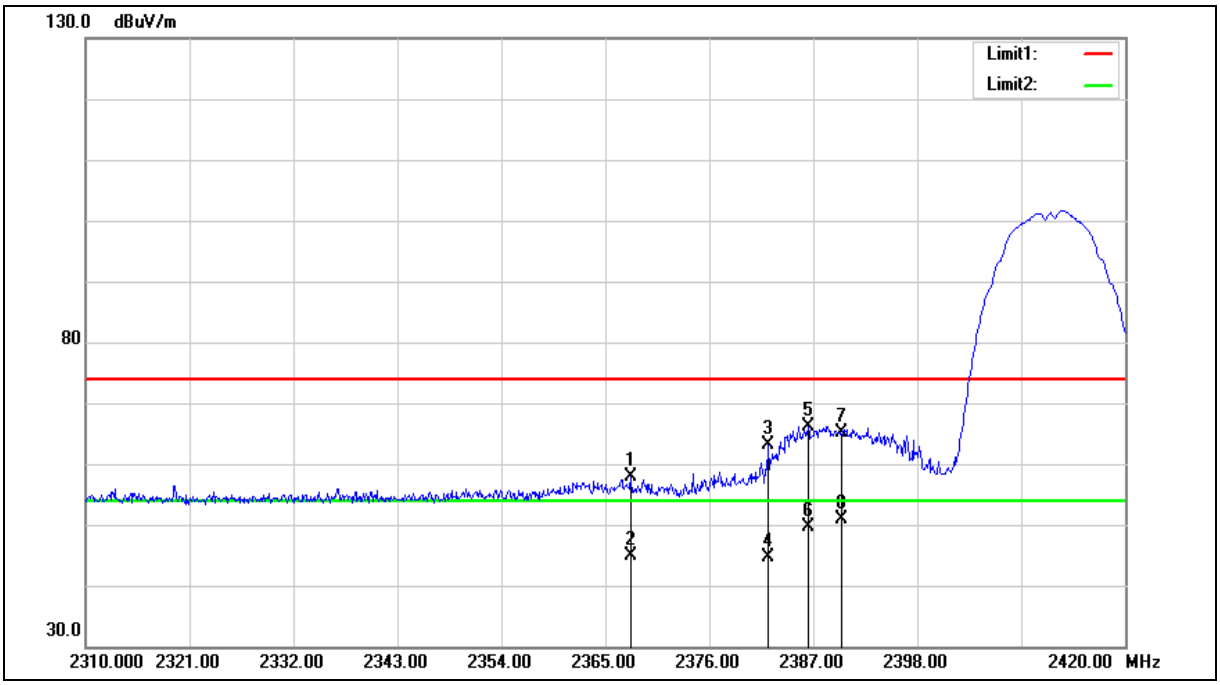

Standard:	FCC Part 15.247	Test Distance:	3 m
Test item:	Band edge	Power:	AC 120 V/60 Hz
Frequency:	2412 MHz	Temp.(℃)/Hum.(%RH):	26(℃)/60 %RH
Mode:	Mode 2		
Ant.Polar.:	Horizontal		

No.	Frequency (MHz)	Reading (dBuV)	Correct Factor (dB/m)	Result (dBuV/m)	Limit (dBuV/m)	Margin (dB)	Remark
1	2367.640	59.03	-1.12	57.91	74.00	-16.09	peak
2	2367.640	46.01	-1.12	44.89	54.00	-9.11	AVG
3	2382.270	64.13	-1.08	63.05	74.00	-10.95	peak
4	2382.270	45.74	-1.08	44.66	54.00	-9.34	AVG
5	2386.450	67.21	-1.07	66.14	74.00	-7.86	peak
6	2386.450	50.68	-1.07	49.61	54.00	-4.39	AVG
7	2390.000	66.20	-1.05	65.15	74.00	-8.85	peak
8	2390.000	52.00	-1.05	50.95	54.00	-3.05	AVG

Note:1.Result (dBuV/m) = Correct Factor (dB/m) + Reading(dBuV).

2.Correction factor (dB/m) = Antenna Factor (dB/m) + Cable loss (dB) – Pre-Amplifier gain (dB).

3. When the peak results are less than average limit, so not need to evaluate the average.

Standard:	FCC Part 15.247	Test Distance:	3 m
Test item:	Band edge	Power:	AC 120 V/60 Hz
Frequency:	2412 MHz	Temp.(℃)/Hum.(%RH):	26(℃)/60 %RH
Mode:	Mode 2		
Ant.Polar.:	Vertical		

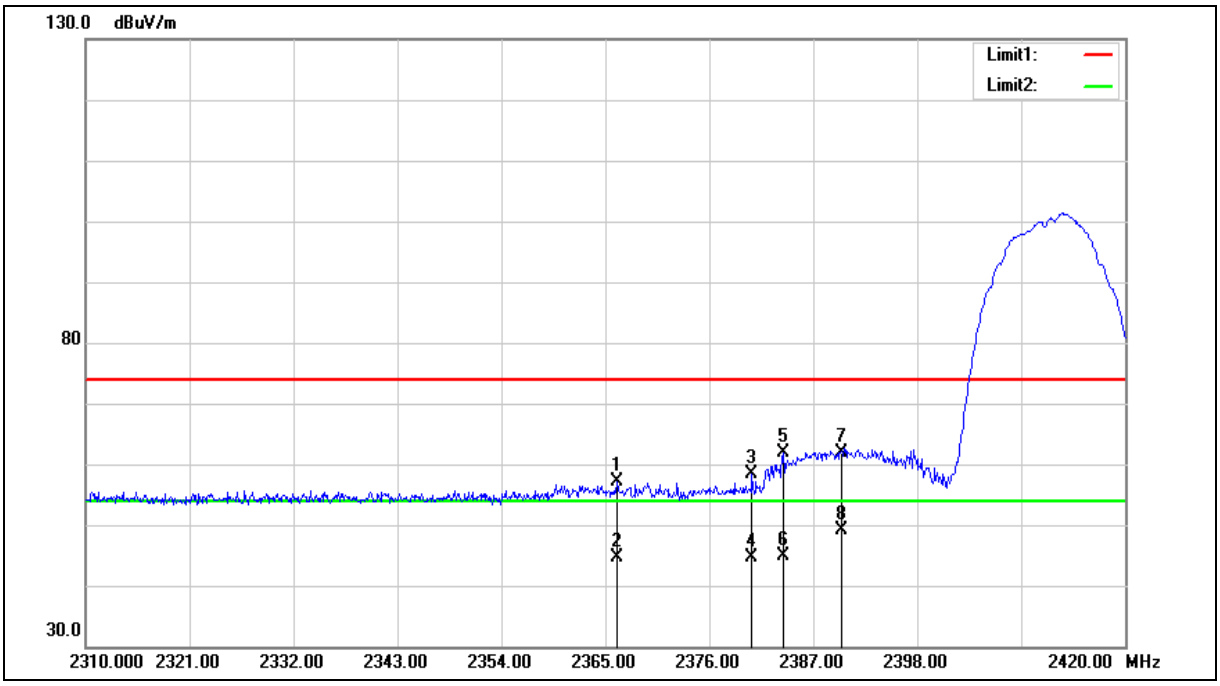

Standard:	FCC Part 15.247	Test Distance:	3 m
Test item:	Band edge	Power:	AC 120 V/60 Hz
Frequency:	2412 MHz	Temp.(℃)/Hum.(%RH):	26(℃)/60 %RH
Mode:	Mode 2		
Ant.Polar.:	Vertical		

No.	Frequency (MHz)	Reading (dBuV)	Correct Factor (dB/m)	Result (dBuV/m)	Limit (dBuV/m)	Margin (dB)	Remark
1	2366.210	58.29	-1.13	57.16	74.00	-16.84	peak
2	2366.210	45.71	-1.13	44.58	54.00	-9.42	AVG
3	2380.510	59.51	-1.08	58.43	74.00	-15.57	peak
4	2380.510	45.76	-1.08	44.68	54.00	-9.32	AVG
5	2383.810	62.90	-1.07	61.83	74.00	-12.17	peak
6	2383.810	45.83	-1.07	44.76	54.00	-9.24	AVG
7	2390.000	62.89	-1.05	61.84	74.00	-12.16	peak
8	2390.000	50.12	-1.05	49.07	54.00	-4.93	AVG

Note:1.Result (dBuV/m) = Correct Factor (dB/m) + Reading(dBuV).

2.Correction factor (dB/m) = Antenna Factor (dB/m) + Cable loss (dB) – Pre-Amplifier gain (dB).

3. When the peak results are less than average limit, so not need to evaluate the average.

Standard:	FCC Part 15.247	Test Distance:	3 m
Test item:	Band edge	Power:	AC 120 V/60 Hz
Frequency:	2437 MHz	Temp.(℃)/Hum.(%RH):	26(℃)/60 %RH
Mode:	Mode 2		
Ant.Polar.:	Horizontal		

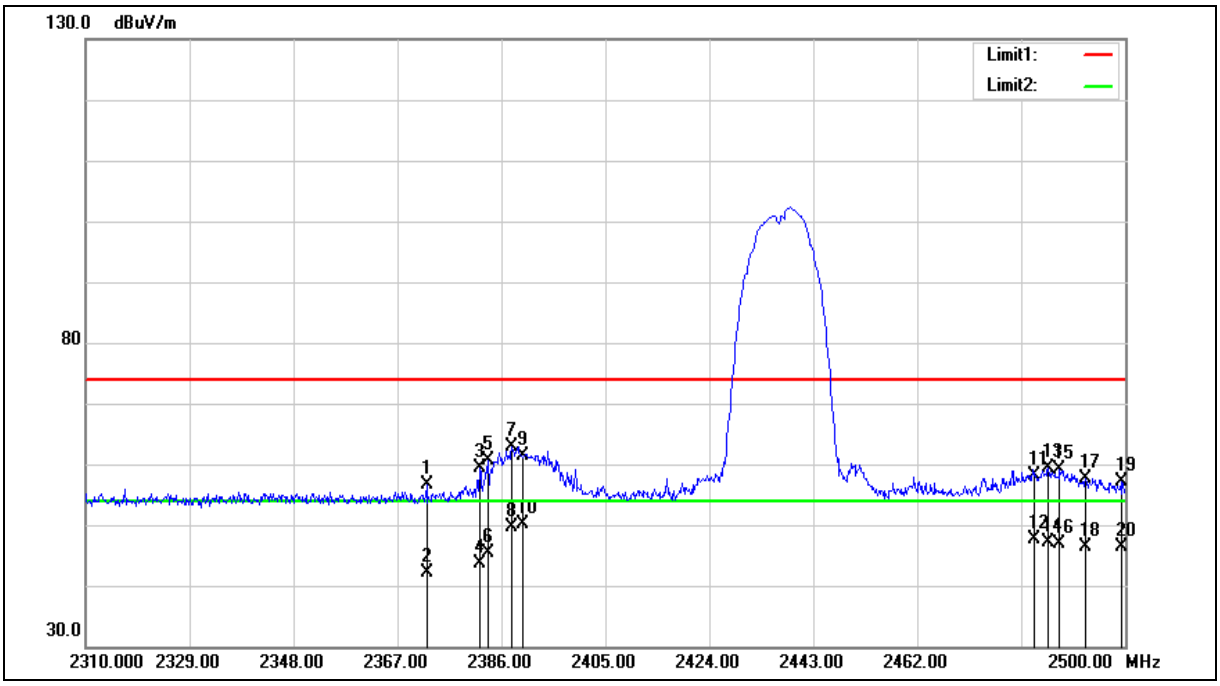

Standard:	FCC Part 15.247	Test Distance:	3 m
Test item:	Band edge	Power:	AC 120 V/60 Hz
Frequency:	2437 MHz	Temp.(℃)/Hum.(%RH):	26(℃)/60 %RH
Mode:	Mode 2		
Ant.Polar.:	Horizontal		

No.	Frequency (MHz)	Reading (dBuV)	Correct Factor (dB/m)	Result (dBuV/m)	Limit (dBuV/m)	Margin (dB)	Remark
1	2372.320	57.78	-1.10	56.68	74.00	-17.32	peak
2	2372.320	43.15	-1.10	42.05	54.00	-11.95	AVG
3	2382.010	60.47	-1.08	59.39	74.00	-14.61	peak
4	2382.010	44.79	-1.08	43.71	54.00	-10.29	AVG
5	2383.530	61.68	-1.07	60.61	74.00	-13.39	peak
6	2383.530	46.39	-1.07	45.32	54.00	-8.68	AVG
7	2387.900	63.96	-1.05	62.91	74.00	-11.09	peak
8	2387.900	50.64	-1.05	49.59	54.00	-4.41	AVG
9	2390.000	62.48	-1.05	61.43	74.00	-12.57	peak
10	2390.000	51.26	-1.05	50.21	54.00	-3.79	AVG
11	2483.500	58.86	-0.70	58.16	74.00	-15.84	peak
12	2483.500	48.34	-0.70	47.64	54.00	-6.36	AVG
13	2485.940	60.02	-0.70	59.32	74.00	-14.68	peak
14	2485.940	47.73	-0.70	47.03	54.00	-6.97	AVG
15	2488.030	59.70	-0.68	59.02	74.00	-14.98	peak
16	2488.030	47.67	-0.68	46.99	54.00	-7.01	AVG
17	2492.780	58.31	-0.67	57.64	74.00	-16.36	peak
18	2492.780	47.11	-0.67	46.44	54.00	-7.56	AVG
19	2499.240	57.71	-0.64	57.07	74.00	-16.93	peak
20	2499.240	47.04	-0.64	46.40	54.00	-7.60	AVG

Note:1.Result (dBuV/m) = Correct Factor (dB/m) + Reading(dBuV).

2.Correction factor (dB/m) = Antenna Factor (dB/m) + Cable loss (dB) – Pre-Amplifier gain (dB).

3. When the peak results are less than average limit, so not need to evaluate the average.

Standard:	FCC Part 15.247	Test Distance:	3 m
Test item:	Band edge	Power:	AC 120 V/60 Hz
Frequency:	2437 MHz	Temp.(℃)/Hum.(%RH):	26(℃)/60 %RH
Mode:	Mode 2		
Ant.Polar.:	Vertical		

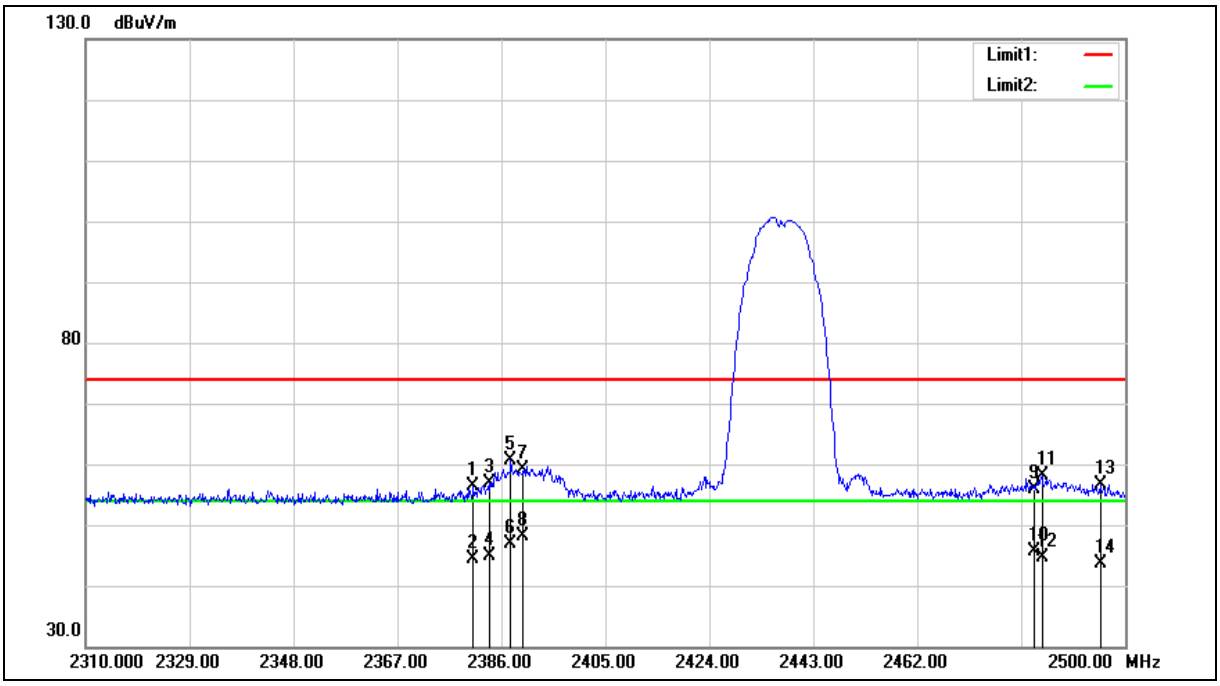

Standard:	FCC Part 15.247	Test Distance:	3 m
Test item:	Band edge	Power:	AC 120 V/60 Hz
Frequency:	2437 MHz	Temp.(℃)/Hum.(%RH):	26(℃)/60 %RH
Mode:	Mode 2		
Ant.Polar.:	Vertical		

No.	Frequency (MHz)	Reading (dBuV)	Correct Factor (dB/m)	Result (dBuV/m)	Limit (dBuV/m)	Margin (dB)	Remark
1	2380.870	57.42	-1.08	56.34	74.00	-17.66	peak
2	2380.870	45.57	-1.08	44.49	54.00	-9.51	AVG
3	2383.720	58.04	-1.07	56.97	74.00	-17.03	peak
4	2383.720	45.87	-1.07	44.80	54.00	-9.20	AVG
5	2387.710	61.58	-1.05	60.53	74.00	-13.47	peak
6	2387.710	48.00	-1.05	46.95	54.00	-7.05	AVG
7	2390.000	60.06	-1.05	59.01	74.00	-14.99	peak
8	2390.000	49.21	-1.05	48.16	54.00	-5.84	AVG
9	2483.500	56.47	-0.70	55.77	74.00	-18.23	peak
10	2483.500	46.37	-0.70	45.67	54.00	-8.33	AVG
11	2484.800	58.90	-0.70	58.20	74.00	-15.80	peak
12	2484.800	45.34	-0.70	44.64	54.00	-9.36	AVG
13	2495.440	57.35	-0.66	56.69	74.00	-17.31	peak
14	2495.440	44.23	-0.66	43.57	54.00	-10.43	AVG

Note:1.Result (dBuV/m) = Correct Factor (dB/m) + Reading(dBuV).

2.Correction factor (dB/m) = Antenna Factor (dB/m) + Cable loss (dB) – Pre-Amplifier gain (dB).

3. When the peak results are less than average limit, so not need to evaluate the average.

Standard:	FCC Part 15.247	Test Distance:	3 m
Test item:	Band edge	Power:	AC 120 V/60 Hz
Frequency:	2462 MHz	Temp.(℃)/Hum.(%RH):	26(℃)/60 %RH
Mode:	Mode 2		
Ant.Polar.:	Horizontal		

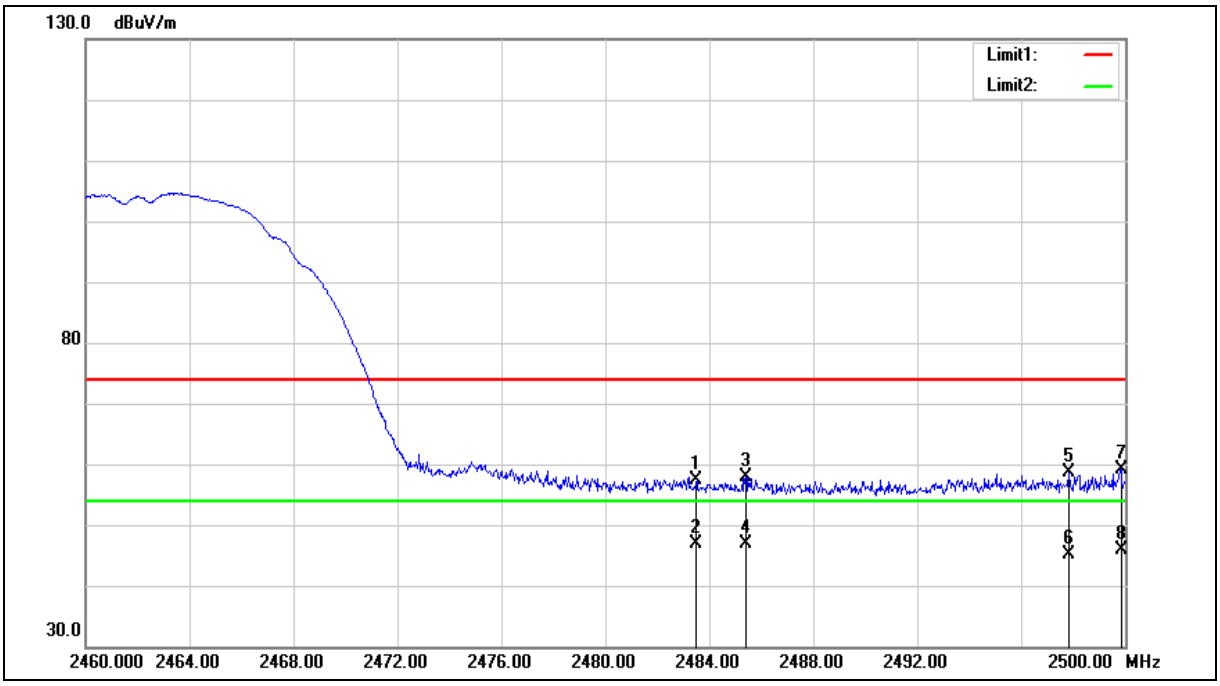

Standard:	FCC Part 15.247	Test Distance:	3 m
Test item:	Band edge	Power:	AC 120 V/60 Hz
Frequency:	2462 MHz	Temp.(℃)/Hum.(%RH):	26(℃)/60 %RH
Mode:	Mode 2		
Ant.Polar.:	Horizontal		

No.	Frequency (MHz)	Reading (dBuV)	Correct Factor (dB/m)	Result (dBuV/m)	Limit (dBuV/m)	Margin (dB)	Remark
1	2483.500	58.12	-0.70	57.42	74.00	-16.58	peak
2	2483.500	47.47	-0.70	46.77	54.00	-7.23	AVG
3	2485.400	58.49	-0.70	57.79	74.00	-16.21	peak
4	2485.400	47.49	-0.70	46.79	54.00	-7.21	AVG
5	2497.840	59.21	-0.65	58.56	74.00	-15.44	peak
6	2497.840	45.82	-0.65	45.17	54.00	-8.83	AVG
7	2499.840	59.75	-0.64	59.11	74.00	-14.89	peak
8	2499.840	46.40	-0.64	45.76	54.00	-8.24	AVG

Note:1.Result (dBuV/m) = Correct Factor (dB/m) + Reading(dBuV).

2.Correction factor (dB/m) = Antenna Factor (dB/m) + Cable loss (dB) – Pre-Amplifier gain (dB).

3. When the peak results are less than average limit, so not need to evaluate the average.

Standard:	FCC Part 15.247	Test Distance:	3 m
Test item:	Band edge	Power:	AC 120 V/60 Hz
Frequency:	2462 MHz	Temp.(℃)/Hum.(%RH):	26(℃)/60 %RH
Mode:	Mode 2		
Ant.Polar.:	Vertical		

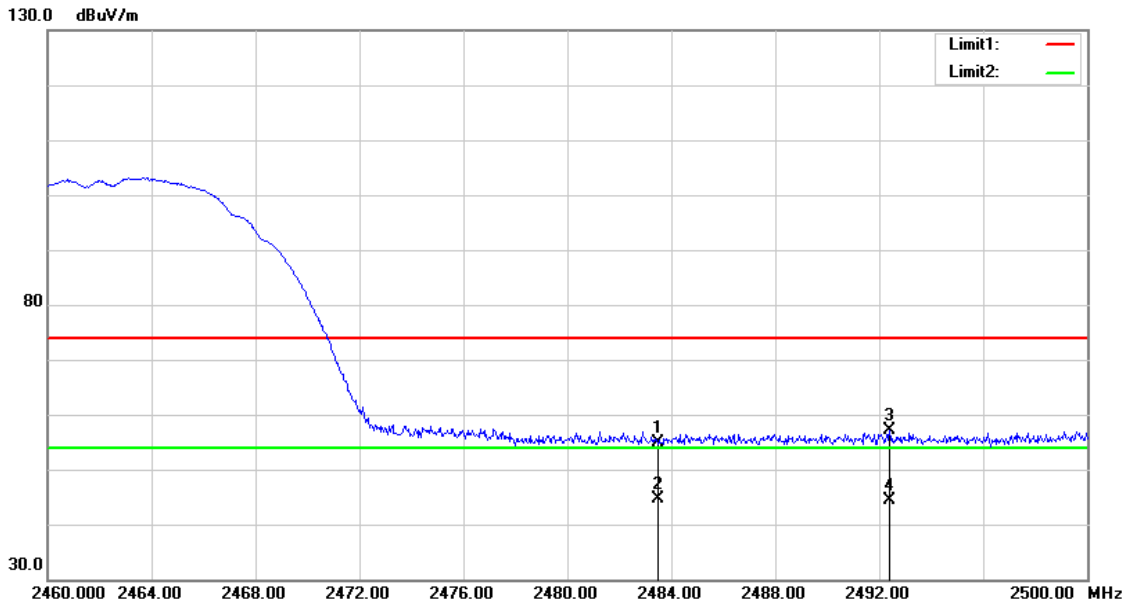

No.	Frequency (MHz)	Reading (dBuV)	Correct Factor (dB/m)	Result (dBuV/m)	Limit (dBuV/m)	Margin (dB)	Remark
1	2483.500	55.56	-0.70	54.86	74.00	-19.14	peak
2	2483.500	45.45	-0.70	44.75	54.00	-9.25	AVG
3	2492.400	57.75	-0.67	57.08	74.00	-16.92	peak
4	2492.400	45.10	-0.67	44.43	54.00	-9.57	AVG

Note:1.Result (dBuV/m) = Correct Factor (dB/m) + Reading(dBuV).

2.Correction factor (dB/m) = Antenna Factor (dB/m) + Cable loss (dB) – Pre-Amplifier gain (dB).

3. When the peak results are less than average limit, so not need to evaluate the average.

Standard:	FCC Part 15.247	Test Distance:	3 m
Test item:	Band edge	Power:	AC 120 V/60 Hz
Frequency:	2412 MHz	Temp.(℃)/Hum.(%RH):	26(℃)/60 %RH
Mode:	Mode 3		
Ant.Polar.:	Horizontal		

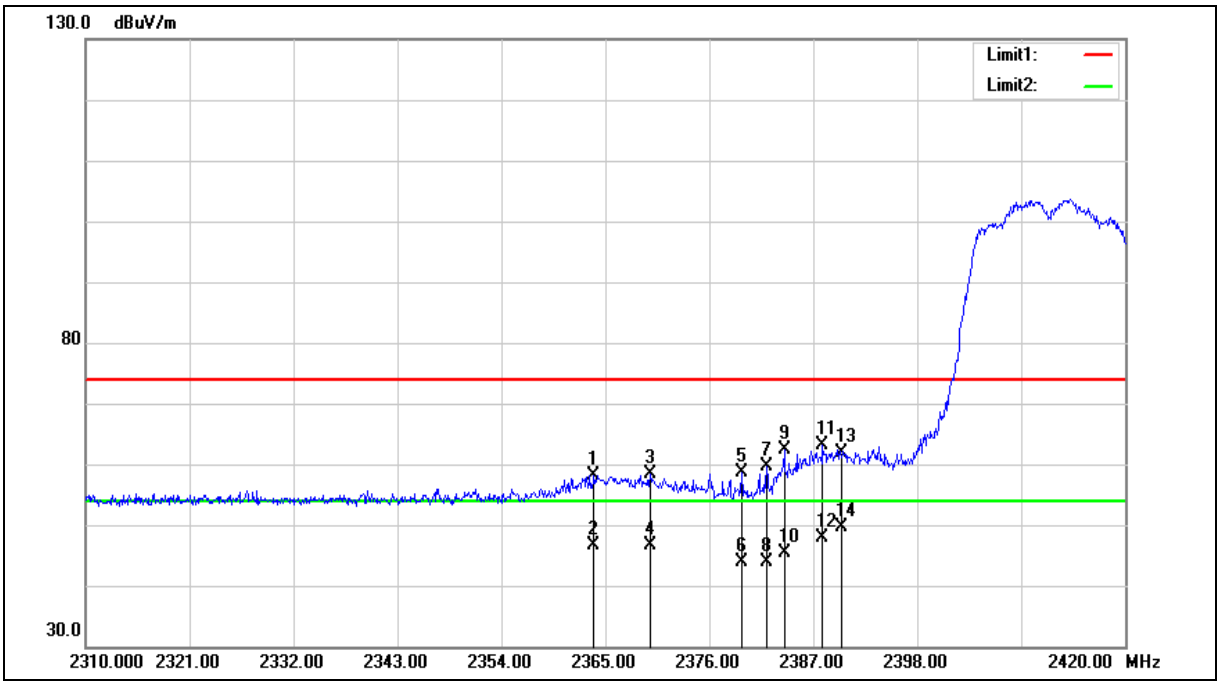

Standard:	FCC Part 15.247	Test Distance:	3 m
Test item:	Band edge	Power:	AC 120 V/60 Hz
Frequency:	2412 MHz	Temp.(℃)/Hum.(%RH):	26(℃)/60 %RH
Mode:	Mode 3		
Ant.Polar.:	Horizontal		

No.	Frequency (MHz)	Reading (dBuV)	Correct Factor (dB/m)	Result (dBuV/m)	Limit (dBuV/m)	Margin (dB)	Remark
1	2363.790	59.28	-1.13	58.15	74.00	-15.85	peak
2	2363.790	47.78	-1.13	46.65	54.00	-7.35	AVG
3	2369.730	59.48	-1.12	58.36	74.00	-15.64	peak
4	2369.730	47.77	-1.12	46.65	54.00	-7.35	AVG
5	2379.410	59.59	-1.08	58.51	74.00	-15.49	peak
6	2379.410	44.89	-1.08	43.81	54.00	-10.19	AVG
7	2382.050	60.65	-1.08	59.57	74.00	-14.43	peak
8	2382.050	44.93	-1.08	43.85	54.00	-10.15	AVG
9	2383.920	63.39	-1.07	62.32	74.00	-11.68	peak
10	2383.920	46.40	-1.07	45.33	54.00	-8.67	AVG
11	2387.990	64.21	-1.05	63.16	74.00	-10.84	peak
12	2387.990	49.01	-1.05	47.96	54.00	-6.04	AVG
13	2390.000	63.03	-1.05	61.98	74.00	-12.02	peak
14	2390.000	50.60	-1.05	49.55	54.00	-4.45	AVG

Note:1.Result (dBuV/m) = Correct Factor (dB/m) + Reading(dBuV).

2.Correction factor (dB/m) = Antenna Factor (dB/m) + Cable loss (dB) – Pre-Amplifier gain (dB).

3. When the peak results are less than average limit, so not need to evaluate the average.

Standard:	FCC Part 15.247	Test Distance:	3 m
Test item:	Band edge	Power:	AC 120 V/60 Hz
Frequency:	2412 MHz	Temp.(℃)/Hum.(%RH):	26(℃)/60 %RH
Mode:	Mode 3		
Ant.Polar.:	Vertical		

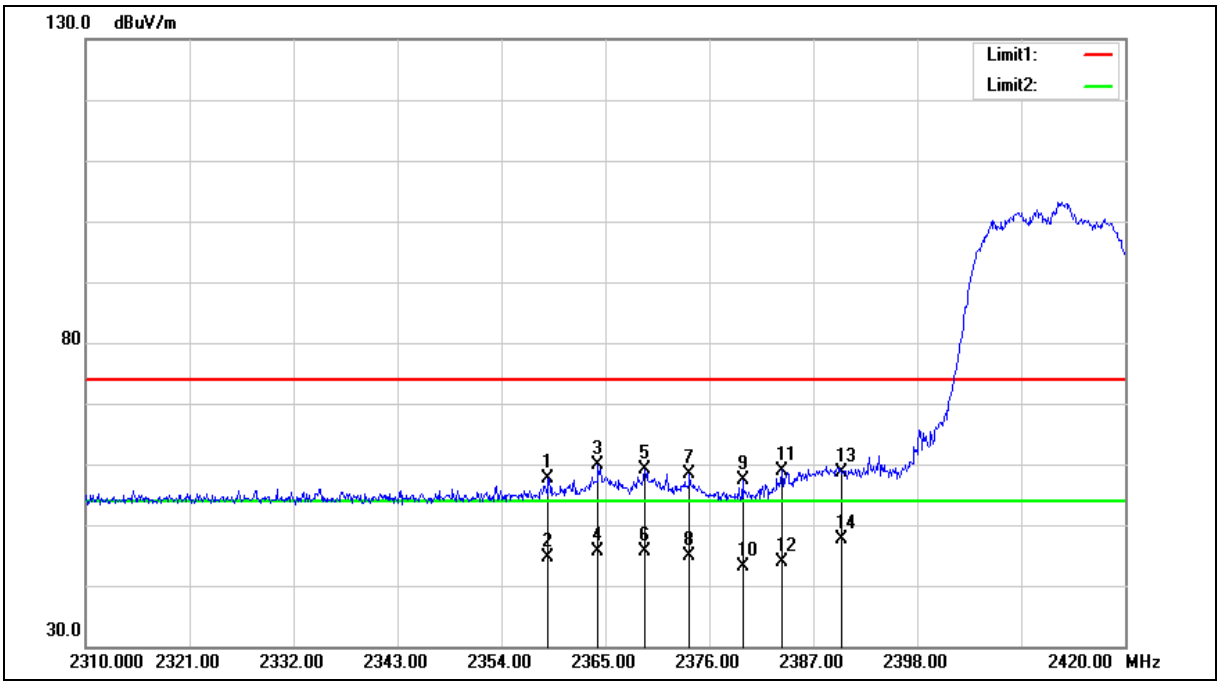

Standard:	FCC Part 15.247	Test Distance:	3 m
Test item:	Band edge	Power:	AC 120 V/60 Hz
Frequency:	2412 MHz	Temp.(℃)/Hum.(%RH):	26(℃)/60 %RH
Mode:	Mode 3		
Ant.Polar.:	Vertical		

No.	Frequency (MHz)	Reading (dBuV)	Correct Factor (dB/m)	Result (dBuV/m)	Limit (dBuV/m)	Margin (dB)	Remark
1	2358.950	58.79	-1.16	57.63	74.00	-16.37	peak
2	2358.950	45.79	-1.16	44.63	54.00	-9.37	AVG
3	2364.230	60.93	-1.13	59.80	74.00	-14.20	peak
4	2364.230	46.69	-1.13	45.56	54.00	-8.44	AVG
5	2369.180	60.28	-1.12	59.16	74.00	-14.84	peak
6	2369.180	46.67	-1.12	45.55	54.00	-8.45	AVG
7	2373.910	59.49	-1.10	58.39	74.00	-15.61	peak
8	2373.910	45.89	-1.10	44.79	54.00	-9.21	AVG
9	2379.520	58.43	-1.08	57.35	74.00	-16.65	peak
10	2379.520	44.30	-1.08	43.22	54.00	-10.78	AVG
11	2383.700	60.07	-1.07	59.00	74.00	-15.00	peak
12	2383.700	44.83	-1.07	43.76	54.00	-10.24	AVG
13	2390.000	59.69	-1.05	58.64	74.00	-15.36	peak
14	2390.000	48.71	-1.05	47.66	54.00	-6.34	AVG

Note:1.Result (dBuV/m) = Correct Factor (dB/m) + Reading(dBuV).

2.Correction factor (dB/m) = Antenna Factor (dB/m) + Cable loss (dB) – Pre-Amplifier gain (dB).

3. When the peak results are less than average limit, so not need to evaluate the average.

Standard:	FCC Part 15.247	Test Distance:	3 m
Test item:	Band edge	Power:	AC 120 V/60 Hz
Frequency:	2437 MHz	Temp.(℃)/Hum.(%RH):	26(℃)/60 %RH
Mode:	Mode 3		
Ant.Polar.:	Horizontal		

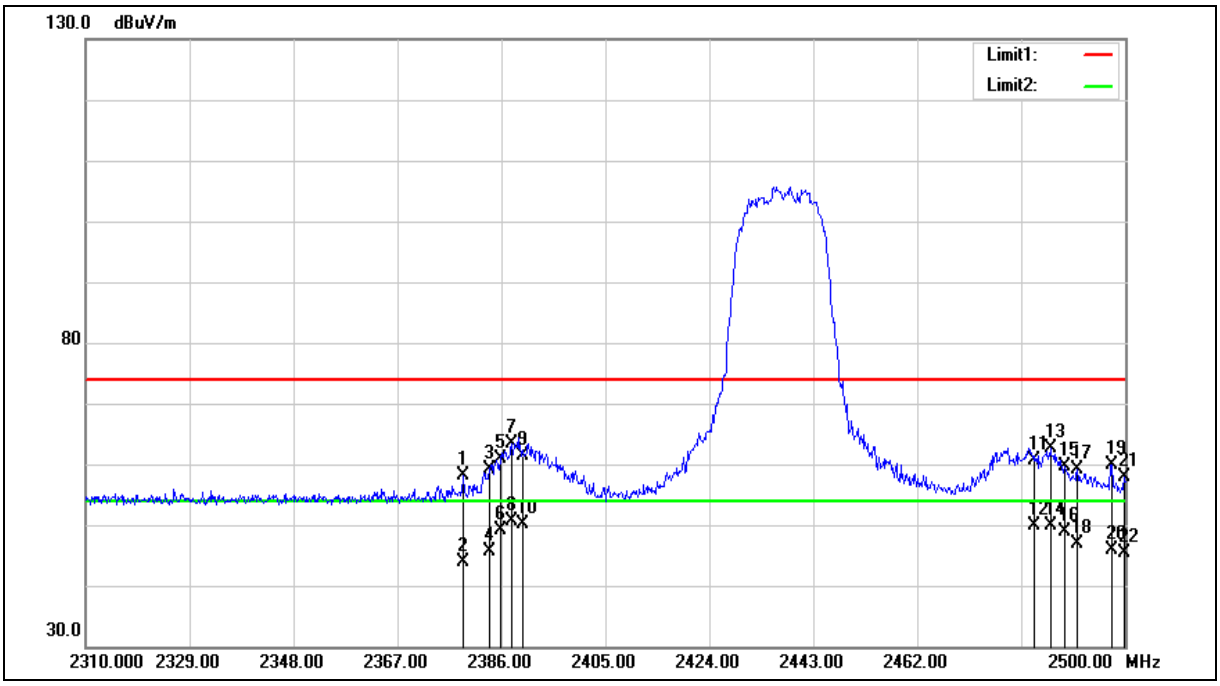

Standard:	FCC Part 15.247	Test Distance:	3 m
Test item:	Band edge	Power:	AC 120 V/60 Hz
Frequency:	2437 MHz	Temp.(℃)/Hum.(%RH):	26(℃)/60 %RH
Mode:	Mode 3		
Ant.Polar.:	Horizontal		

No.	Frequency (MHz)	Reading (dBuV)	Correct Factor (dB/m)	Result (dBuV/m)	Limit (dBuV/m)	Margin (dB)	Remark
1	2378.970	59.17	-1.09	58.08	74.00	-15.92	peak
2	2378.970	45.07	-1.09	43.98	54.00	-10.02	AVG
3	2383.720	60.32	-1.07	59.25	74.00	-14.75	peak
4	2383.720	46.69	-1.07	45.62	54.00	-8.38	AVG
5	2385.810	61.89	-1.07	60.82	74.00	-13.18	peak
6	2385.810	50.16	-1.07	49.09	54.00	-4.91	AVG
7	2387.900	64.31	-1.05	63.26	74.00	-10.74	peak
8	2387.900	51.66	-1.05	50.61	54.00	-3.39	AVG
9	2390.000	62.31	-1.05	61.26	74.00	-12.74	peak
10	2390.000	51.21	-1.05	50.16	54.00	-3.84	AVG
11	2483.500	61.44	-0.70	60.74	74.00	-13.26	peak
12	2483.500	50.53	-0.70	49.83	54.00	-4.17	AVG
13	2486.320	63.29	-0.70	62.59	74.00	-11.41	peak
14	2486.320	50.58	-0.70	49.88	54.00	-4.12	AVG
15	2488.980	60.23	-0.68	59.55	74.00	-14.45	peak
16	2488.980	49.62	-0.68	48.94	54.00	-5.06	AVG
17	2491.260	59.83	-0.67	59.16	74.00	-14.84	peak
18	2491.260	47.63	-0.67	46.96	54.00	-7.04	AVG
19	2497.530	60.56	-0.65	59.91	74.00	-14.09	peak
20	2497.530	46.51	-0.65	45.86	54.00	-8.14	AVG
21	2499.810	58.52	-0.64	57.88	74.00	-16.12	peak
22	2499.810	46.07	-0.64	45.43	54.00	-8.57	AVG

Note:1.Result (dBuV/m) = Correct Factor (dB/m) + Reading(dBuV).

2.Correction factor (dB/m) = Antenna Factor (dB/m) + Cable loss (dB) – Pre-Amplifier gain (dB).

3. When the peak results are less than average limit, so not need to evaluate the average.

Standard:	FCC Part 15.247	Test Distance:	3 m
Test item:	Band edge	Power:	AC 120 V/60 Hz
Frequency:	2437 MHz	Temp.(℃)/Hum.(%RH):	26(℃)/60 %RH
Mode:	Mode 3		
Ant.Polar.:	Vertical		

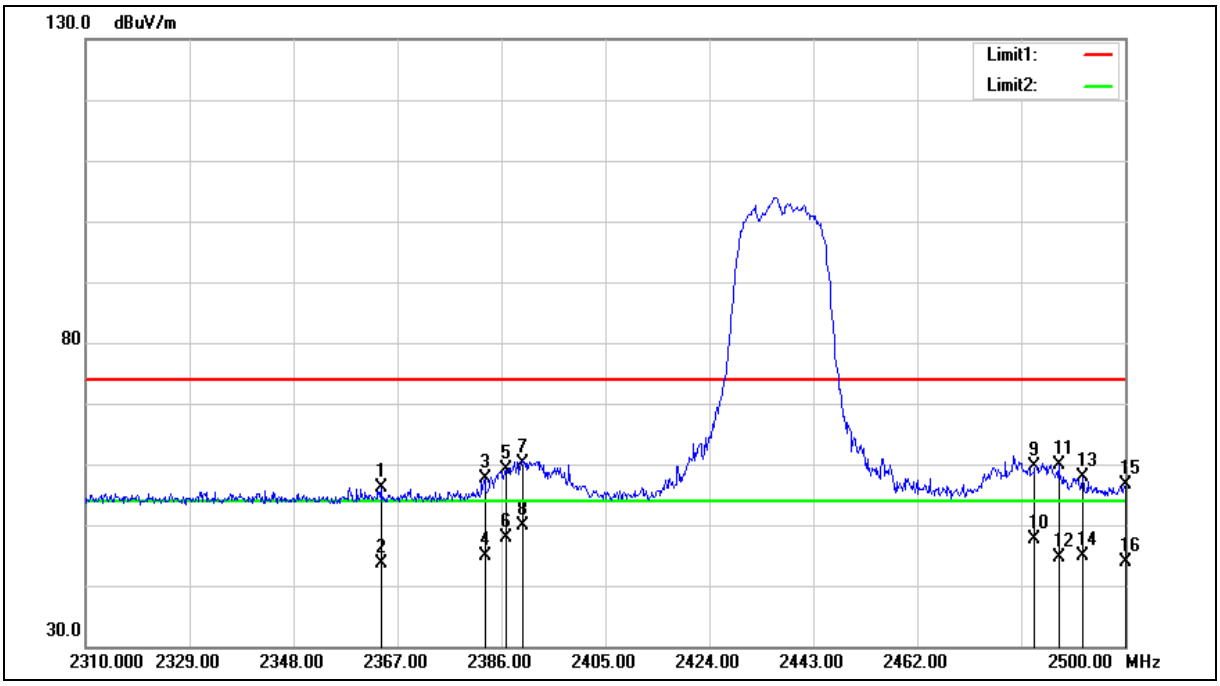

Standard:	FCC Part 15.247	Test Distance:	3 m
Test item:	Band edge	Power:	AC 120 V/60 Hz
Frequency:	2437 MHz	Temp.(℃)/Hum.(%RH):	26(℃)/60 %RH
Mode:	Mode 3		
Ant.Polar.:	Vertical		

No.	Frequency (MHz)	Reading (dBuV)	Correct Factor (dB/m)	Result (dBuV/m)	Limit (dBuV/m)	Margin (dB)	Remark
1	2363.960	57.26	-1.13	56.13	74.00	-17.87	peak
2	2363.960	44.77	-1.13	43.64	54.00	-10.36	AVG
3	2382.960	58.79	-1.07	57.72	74.00	-16.28	peak
4	2382.960	45.85	-1.07	44.78	54.00	-9.22	AVG
5	2386.760	60.18	-1.06	59.12	74.00	-14.88	peak
6	2386.760	49.05	-1.06	47.99	54.00	-6.01	AVG
7	2390.000	61.28	-1.05	60.23	74.00	-13.77	peak
8	2390.000	51.03	-1.05	49.98	54.00	-4.02	AVG
9	2483.500	60.29	-0.70	59.59	74.00	-14.41	peak
10	2483.500	48.24	-0.70	47.54	54.00	-6.46	AVG
11	2487.840	60.55	-0.68	59.87	74.00	-14.13	peak
12	2487.840	45.43	-0.68	44.75	54.00	-9.25	AVG
13	2492.210	58.62	-0.67	57.95	74.00	-16.05	peak
14	2492.210	45.53	-0.67	44.86	54.00	-9.14	AVG
15	2500.000	57.21	-0.64	56.57	74.00	-17.43	peak
16	2500.000	44.58	-0.64	43.94	54.00	-10.06	AVG

Note:1.Result (dBuV/m) = Correct Factor (dB/m) + Reading(dBuV).

2.Correction factor (dB/m) = Antenna Factor (dB/m) + Cable loss (dB) – Pre-Amplifier gain (dB).

3. When the peak results are less than average limit, so not need to evaluate the average.

Standard:	FCC Part 15.247	Test Distance:	3 m
Test item:	Band edge	Power:	AC 120 V/60 Hz
Frequency:	2462 MHz	Temp.(℃)/Hum.(%RH):	26(℃)/60 %RH
Mode:	Mode 3		
Ant.Polar.:	Horizontal		

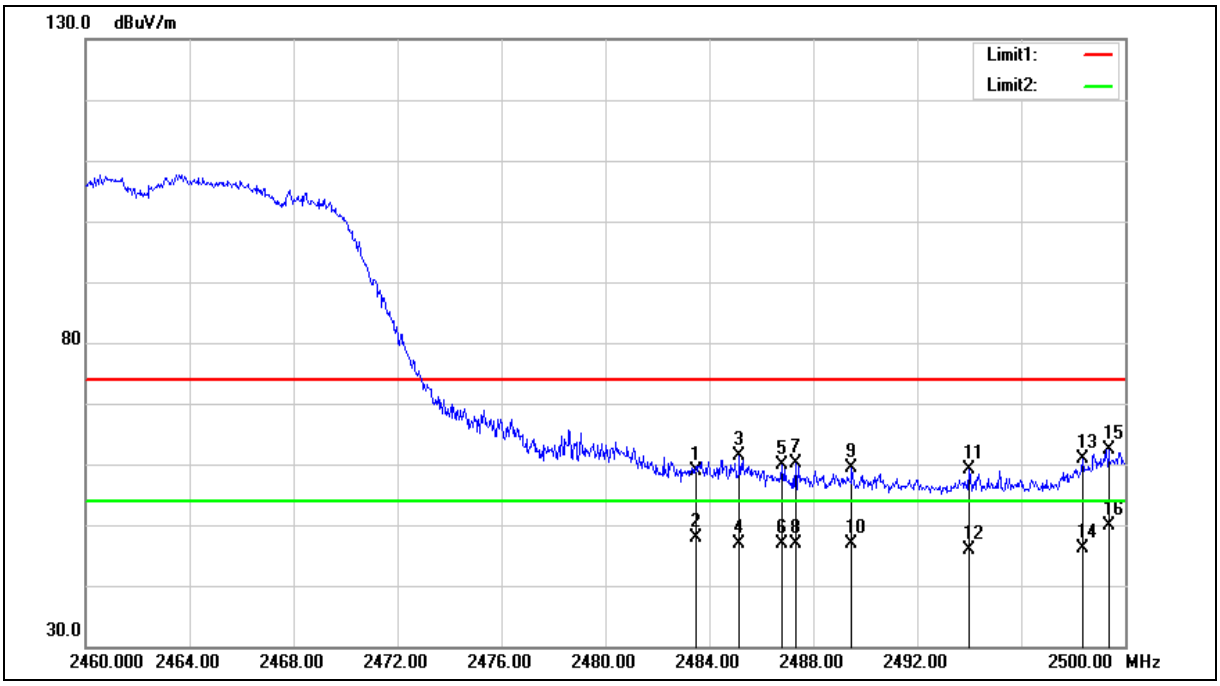

Standard:	FCC Part 15.247	Test Distance:	3 m
Test item:	Band edge	Power:	AC 120 V/60 Hz
Frequency:	2462 MHz	Temp.(℃)/Hum.(%RH):	26(℃)/60 %RH
Mode:	Mode 3		
Ant.Polar.:	Horizontal		

No.	Frequency (MHz)	Reading (dBuV)	Correct Factor (dB/m)	Result (dBuV/m)	Limit (dBuV/m)	Margin (dB)	Remark
1	2483.500	59.47	-0.70	58.77	74.00	-15.23	peak
2	2483.500	48.68	-0.70	47.98	54.00	-6.02	AVG
3	2485.160	62.08	-0.70	61.38	74.00	-12.62	peak
4	2485.160	47.64	-0.70	46.94	54.00	-7.06	AVG
5	2486.800	60.45	-0.69	59.76	74.00	-14.24	peak
6	2486.800	47.57	-0.69	46.88	54.00	-7.12	AVG
7	2487.320	60.85	-0.69	60.16	74.00	-13.84	peak
8	2487.320	47.68	-0.69	46.99	54.00	-7.01	AVG
9	2489.480	59.98	-0.68	59.30	74.00	-14.70	peak
10	2489.480	47.48	-0.68	46.80	54.00	-7.20	AVG
11	2494.000	59.90	-0.67	59.23	74.00	-14.77	peak
12	2494.000	46.43	-0.67	45.76	54.00	-8.24	AVG
13	2498.360	61.51	-0.64	60.87	74.00	-13.13	peak
14	2498.360	46.65	-0.64	46.01	54.00	-7.99	AVG
15	2499.360	63.09	-0.64	62.45	74.00	-11.55	peak
16	2499.360	50.40	-0.64	49.76	54.00	-4.24	AVG

Note:1.Result (dBuV/m) = Correct Factor (dB/m) + Reading(dBuV).

2.Correction factor (dB/m) = Antenna Factor (dB/m) + Cable loss (dB) – Pre-Amplifier gain (dB).

3. When the peak results are less than average limit, so not need to evaluate the average.

Standard:	FCC Part 15.247	Test Distance:	3 m
Test item:	Band edge	Power:	AC 120 V/60 Hz
Frequency:	2462 MHz	Temp.(℃)/Hum.(%RH):	26(℃)/60 %RH
Mode:	Mode 3		
Ant.Polar.:	Vertical		

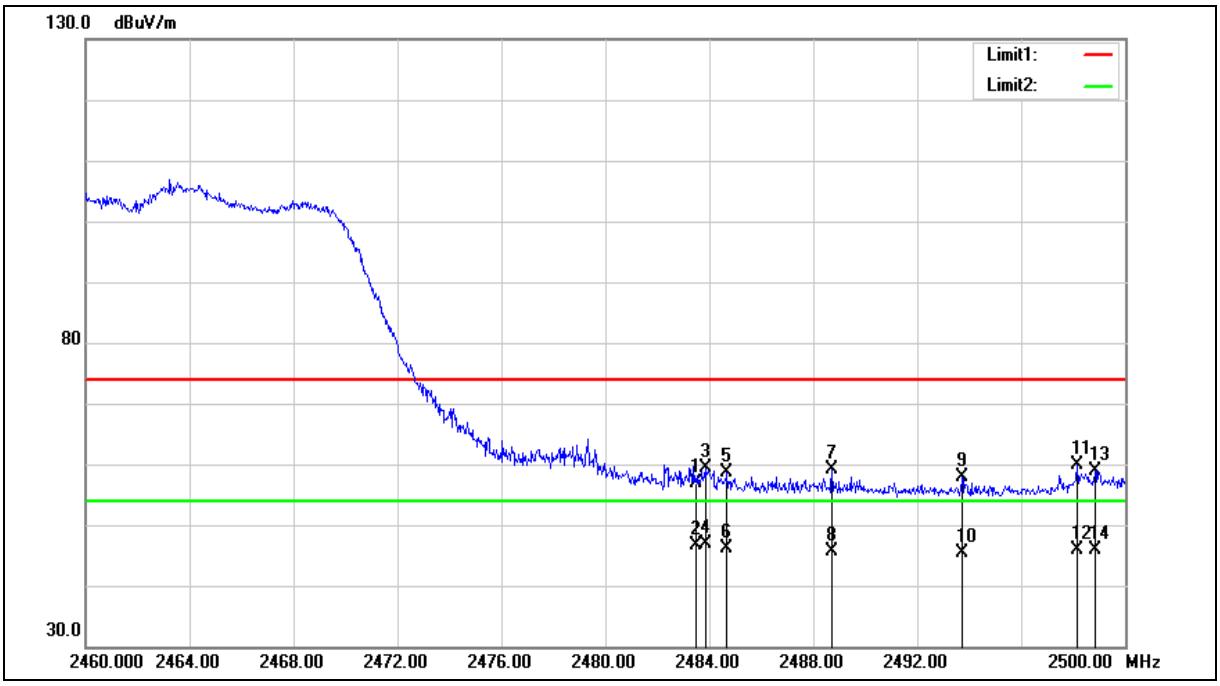

Standard:	FCC Part 15.247	Test Distance:	3 m
Test item:	Band edge	Power:	AC 120 V/60 Hz
Frequency:	2462 MHz	Temp.(℃)/Hum.(%RH):	26(℃)/60 %RH
Mode:	Mode 3		
Ant.Polar.:	Vertical		

No.	Frequency (MHz)	Reading (dBuV)	Correct Factor (dB/m)	Result (dBuV/m)	Limit (dBuV/m)	Margin (dB)	Remark
1	2483.500	57.60	-0.70	56.90	74.00	-17.10	peak
2	2483.500	47.33	-0.70	46.63	54.00	-7.37	AVG
3	2483.840	60.03	-0.70	59.33	74.00	-14.67	peak
4	2483.840	47.46	-0.70	46.76	54.00	-7.24	AVG
5	2484.680	59.24	-0.70	58.54	74.00	-15.46	peak
6	2484.680	46.94	-0.70	46.24	54.00	-7.76	AVG
7	2488.720	59.89	-0.68	59.21	74.00	-14.79	peak
8	2488.720	46.36	-0.68	45.68	54.00	-8.32	AVG
9	2493.720	58.63	-0.67	57.96	74.00	-16.04	peak
10	2493.720	46.06	-0.67	45.39	54.00	-8.61	AVG
11	2498.160	60.41	-0.64	59.77	74.00	-14.23	peak
12	2498.160	46.62	-0.64	45.98	54.00	-8.02	AVG
13	2498.840	59.62	-0.64	58.98	74.00	-15.02	peak
14	2498.840	46.62	-0.64	45.98	54.00	-8.02	AVG

Note:1.Result (dBuV/m) = Correct Factor (dB/m) + Reading(dBuV).

2.Correction factor (dB/m) = Antenna Factor (dB/m) + Cable loss (dB) – Pre-Amplifier gain (dB).

3. When the peak results are less than average limit, so not need to evaluate the average.

Standard:	FCC Part 15.247	Test Distance:	3 m
Test item:	Band edge	Power:	AC 120 V/60 Hz
Frequency:	2412 MHz	Temp.(℃)/Hum.(%RH):	26(℃)/60 %RH
Mode:	Mode 4		
Ant.Polar.:	Horizontal		

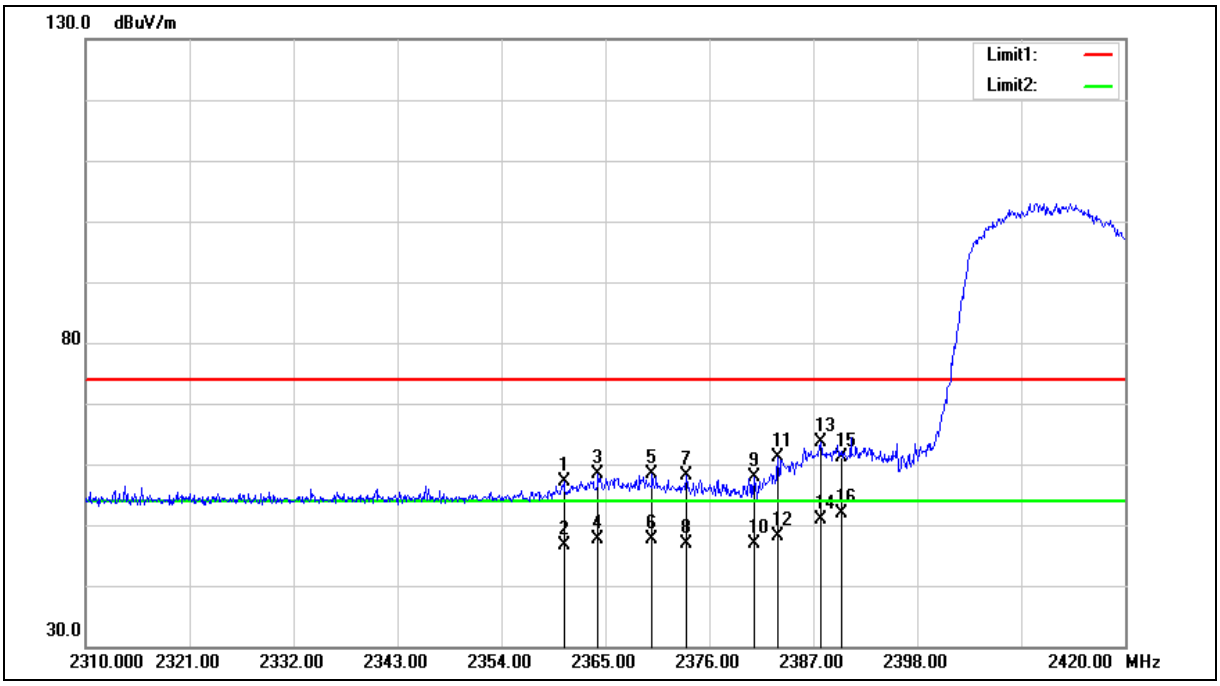

Standard:	FCC Part 15.247	Test Distance:	3 m
Test item:	Band edge	Power:	AC 120 V/60 Hz
Frequency:	2412 MHz	Temp.(℃)/Hum.(%RH):	26(℃)/60 %RH
Mode:	Mode 4		
Ant.Polar.:	Horizontal		

No.	Frequency (MHz)	Reading (dBuV)	Correct Factor (dB/m)	Result (dBuV/m)	Limit (dBuV/m)	Margin (dB)	Remark
1	2360.600	58.33	-1.15	57.18	74.00	-16.82	peak
2	2360.600	47.88	-1.15	46.73	54.00	-7.27	AVG
3	2364.230	59.48	-1.13	58.35	74.00	-15.65	peak
4	2364.230	48.76	-1.13	47.63	54.00	-6.37	AVG
5	2369.950	59.49	-1.12	58.37	74.00	-15.63	peak
6	2369.950	48.69	-1.12	47.57	54.00	-6.43	AVG
7	2373.580	59.17	-1.10	58.07	74.00	-15.93	peak
8	2373.580	47.95	-1.10	46.85	54.00	-7.15	AVG
9	2380.730	58.93	-1.08	57.85	74.00	-16.15	peak
10	2380.730	48.02	-1.08	46.94	54.00	-7.06	AVG
11	2383.260	62.09	-1.07	61.02	74.00	-12.98	peak
12	2383.260	49.23	-1.07	48.16	54.00	-5.84	AVG
13	2387.770	64.57	-1.05	63.52	74.00	-10.48	peak
14	2387.770	51.93	-1.05	50.88	54.00	-3.12	AVG
15	2390.000	62.26	-1.05	61.21	74.00	-12.79	peak
16	2390.000	52.81	-1.05	51.76	54.00	-2.24	AVG

Note:1.Result (dBuV/m) = Correct Factor (dB/m) + Reading(dBuV).

2.Correction factor (dB/m) = Antenna Factor (dB/m) + Cable loss (dB) – Pre-Amplifier gain (dB).

3. When the peak results are less than average limit, so not need to evaluate the average.

Standard:	FCC Part 15.247	Test Distance:	3 m
Test item:	Band edge	Power:	AC 120 V/60 Hz
Frequency:	2412 MHz	Temp.(℃)/Hum.(%RH):	26(℃)/60 %RH
Mode:	Mode 4		
Ant.Polar.:	Vertical		

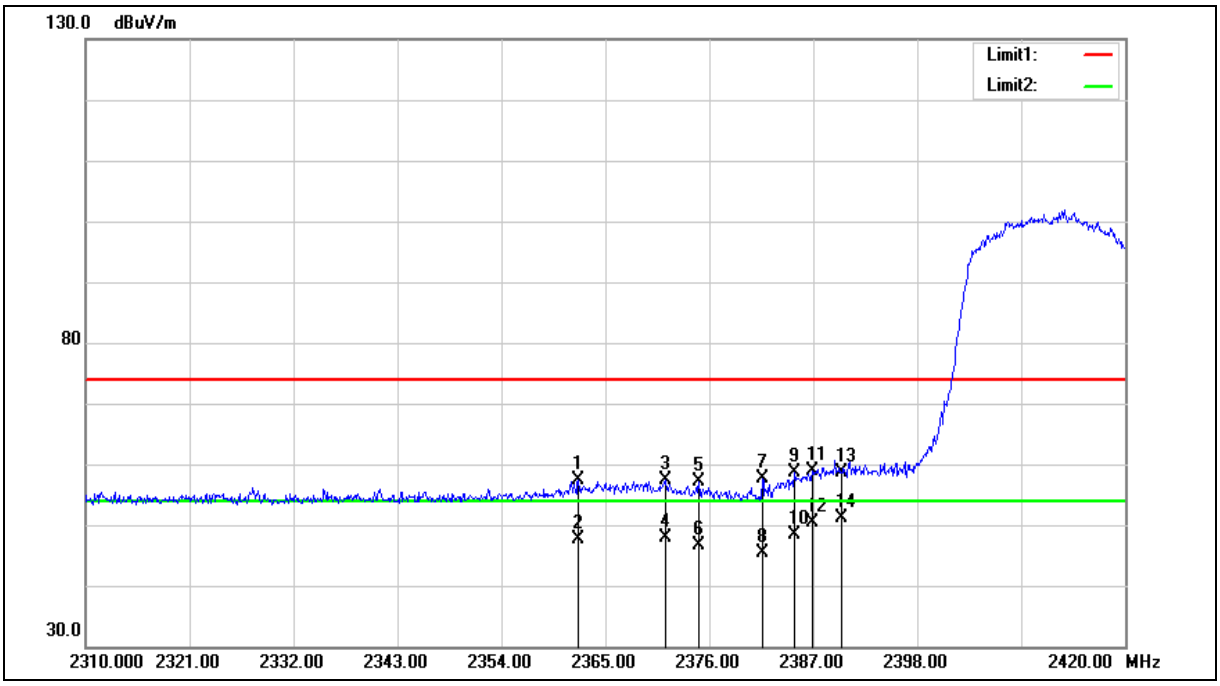

Standard:	FCC Part 15.247	Test Distance:	3 m
Test item:	Band edge	Power:	AC 120 V/60 Hz
Frequency:	2412 MHz	Temp.(℃)/Hum.(%RH):	26(℃)/60 %RH
Mode:	Mode 4		
Ant.Polar.:	Vertical		

No.	Frequency (MHz)	Reading (dBuV)	Correct Factor (dB/m)	Result (dBuV/m)	Limit (dBuV/m)	Margin (dB)	Remark
1	2362.140	58.41	-1.15	57.26	74.00	-16.74	peak
2	2362.140	48.79	-1.15	47.64	54.00	-6.36	AVG
3	2371.380	58.58	-1.10	57.48	74.00	-16.52	peak
4	2371.380	49.04	-1.10	47.94	54.00	-6.06	AVG
5	2374.900	58.21	-1.10	57.11	74.00	-16.89	peak
6	2374.900	47.73	-1.10	46.63	54.00	-7.37	AVG
7	2381.610	58.73	-1.08	57.65	74.00	-16.35	peak
8	2381.610	46.55	-1.08	45.47	54.00	-8.53	AVG
9	2385.020	59.61	-1.07	58.54	74.00	-15.46	peak
10	2385.020	49.35	-1.07	48.28	54.00	-5.72	AVG
11	2386.890	59.82	-1.06	58.76	74.00	-15.24	peak
12	2386.890	51.36	-1.06	50.30	54.00	-3.70	AVG
13	2390.000	59.57	-1.05	58.52	74.00	-15.48	peak
14	2390.000	52.11	-1.05	51.06	54.00	-2.94	AVG

Note:1.Result (dBuV/m) = Correct Factor (dB/m) + Reading(dBuV).

2.Correction factor (dB/m) = Antenna Factor (dB/m) + Cable loss (dB) – Pre-Amplifier gain (dB).

3. When the peak results are less than average limit, so not need to evaluate the average.

Standard:	FCC Part 15.247	Test Distance:	3 m
Test item:	Band edge	Power:	AC 120 V/60 Hz
Frequency:	2437 MHz	Temp.(℃)/Hum.(%RH):	26(℃)/60 %RH
Mode:	Mode 4		
Ant.Polar.:	Horizontal		

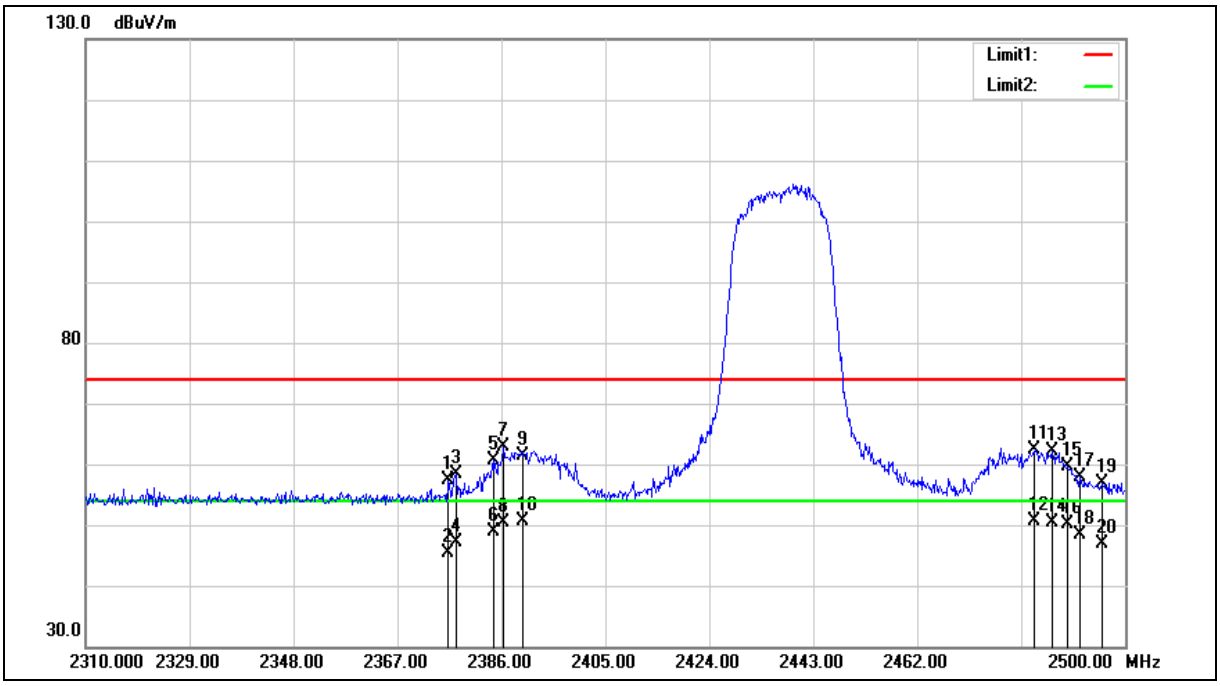

Standard:	FCC Part 15.247	Test Distance:	3 m
Test item:	Band edge	Power:	AC 120 V/60 Hz
Frequency:	2437 MHz	Temp.(℃)/Hum.(%RH):	26(℃)/60 %RH
Mode:	Mode 4		
Ant.Polar.:	Horizontal		

No.	Frequency (MHz)	Reading (dBuV)	Correct Factor (dB/m)	Result (dBuV/m)	Limit (dBuV/m)	Margin (dB)	Remark
1	2376.310	58.56	-1.10	57.46	74.00	-16.54	peak
2	2376.310	46.53	-1.10	45.43	54.00	-8.57	AVG
3	2377.640	59.38	-1.10	58.28	74.00	-15.72	peak
4	2377.640	48.22	-1.10	47.12	54.00	-6.88	AVG
5	2384.670	61.74	-1.07	60.67	74.00	-13.33	peak
6	2384.670	50.01	-1.07	48.94	54.00	-5.06	AVG
7	2386.380	63.90	-1.07	62.83	74.00	-11.17	peak
8	2386.380	51.48	-1.07	50.41	54.00	-3.59	AVG
9	2390.000	62.52	-1.05	61.47	74.00	-12.53	peak
10	2390.000	51.78	-1.05	50.73	54.00	-3.27	AVG
11	2483.500	63.04	-0.70	62.34	74.00	-11.66	peak
12	2483.500	51.29	-0.70	50.59	54.00	-3.41	AVG
13	2486.700	62.91	-0.69	62.22	74.00	-11.78	peak
14	2486.700	50.98	-0.69	50.29	54.00	-3.71	AVG
15	2489.360	60.21	-0.68	59.53	74.00	-14.47	peak
16	2489.360	50.69	-0.68	50.01	54.00	-3.99	AVG
17	2491.830	58.43	-0.67	57.76	74.00	-16.24	peak
18	2491.830	49.11	-0.67	48.44	54.00	-5.56	AVG
19	2495.820	57.63	-0.66	56.97	74.00	-17.03	peak
20	2495.820	47.52	-0.66	46.86	54.00	-7.14	AVG

Note:1.Result (dBuV/m) = Correct Factor (dB/m) + Reading(dBuV).

2.Correction factor (dB/m) = Antenna Factor (dB/m) + Cable loss (dB) – Pre-Amplifier gain (dB).

3. When the peak results are less than average limit, so not need to evaluate the average.

Standard:	FCC Part 15.247	Test Distance:	3 m
Test item:	Band edge	Power:	AC 120 V/60 Hz
Frequency:	2437 MHz	Temp.(℃)/Hum.(%RH):	26(℃)/60 %RH
Mode:	Mode 4		
Ant.Polar.:	Vertical		

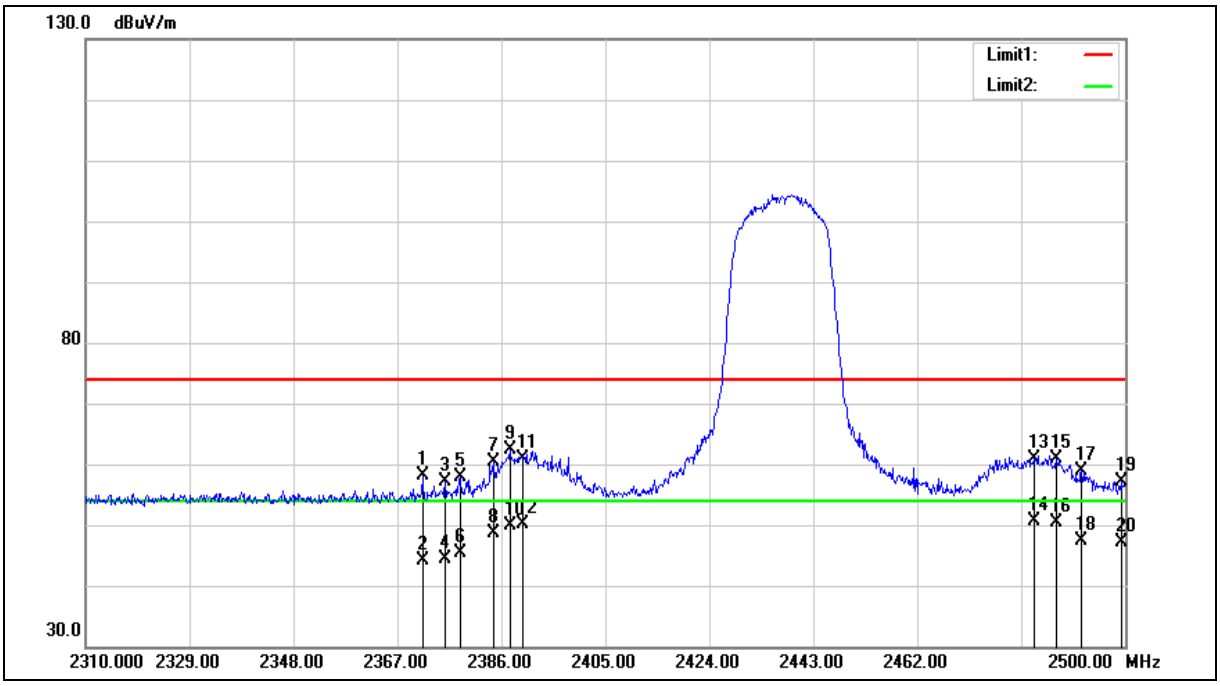

Standard:	FCC Part 15.247	Test Distance:	3 m
Test item:	Band edge	Power:	AC 120 V/60 Hz
Frequency:	2437 MHz	Temp.(℃)/Hum.(%RH):	26(℃)/60 %RH
Mode:	Mode 4		
Ant.Polar.:	Vertical		

No.	Frequency (MHz)	Reading (dBuV)	Correct Factor (dB/m)	Result (dBuV/m)	Limit (dBuV/m)	Margin (dB)	Remark
1	2371.560	59.31	-1.10	58.21	74.00	-15.79	peak
2	2371.560	45.16	-1.10	44.06	54.00	-9.94	AVG
3	2375.740	58.13	-1.10	57.03	74.00	-16.97	peak
4	2375.740	45.47	-1.10	44.37	54.00	-9.63	AVG
5	2378.400	59.03	-1.10	57.93	74.00	-16.07	peak
6	2378.400	46.44	-1.10	45.34	54.00	-8.66	AVG
7	2384.480	61.55	-1.07	60.48	74.00	-13.52	peak
8	2384.480	49.71	-1.07	48.64	54.00	-5.36	AVG
9	2387.520	63.33	-1.05	62.28	74.00	-11.72	peak
10	2387.520	51.03	-1.05	49.98	54.00	-4.02	AVG
11	2390.000	61.96	-1.05	60.91	74.00	-13.09	peak
12	2390.000	51.20	-1.05	50.15	54.00	-3.85	AVG
13	2483.500	61.68	-0.70	60.98	74.00	-13.02	peak
14	2483.500	51.38	-0.70	50.68	54.00	-3.32	AVG
15	2487.460	61.50	-0.69	60.81	74.00	-13.19	peak
16	2487.460	50.97	-0.69	50.28	54.00	-3.72	AVG
17	2492.020	59.51	-0.67	58.84	74.00	-15.16	peak
18	2492.020	48.04	-0.67	47.37	54.00	-6.63	AVG
19	2499.240	57.79	-0.64	57.15	74.00	-16.85	peak
20	2499.240	47.70	-0.64	47.06	54.00	-6.94	AVG

Note:1.Result (dBuV/m) = Correct Factor (dB/m) + Reading(dBuV).

2.Correction factor (dB/m) = Antenna Factor (dB/m) + Cable loss (dB) – Pre-Amplifier gain (dB).

3. When the peak results are less than average limit, so not need to evaluate the average.

Standard:	FCC Part 15.247	Test Distance:	3 m
Test item:	Band edge	Power:	AC 120 V/60 Hz
Frequency:	2462 MHz	Temp.(℃)/Hum.(%RH):	26(℃)/60 %RH
Mode:	Mode 4		
Ant.Polar.:	Horizontal		

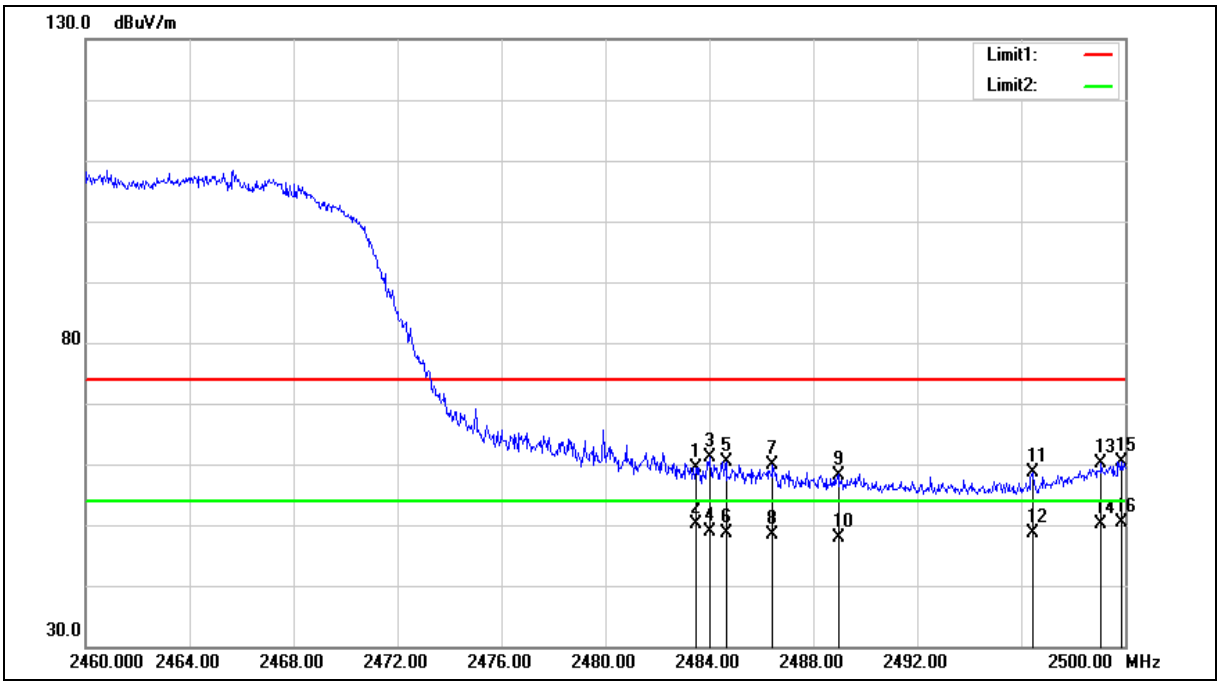

Standard:	FCC Part 15.247	Test Distance:	3 m
Test item:	Band edge	Power:	AC 120 V/60 Hz
Frequency:	2462 MHz	Temp.(℃)/Hum.(%RH):	26(℃)/60 %RH
Mode:	Mode 4		
Ant.Polar.:	Horizontal		

No.	Frequency (MHz)	Reading (dBuV)	Correct Factor (dB/m)	Result (dBuV/m)	Limit (dBuV/m)	Margin (dB)	Remark
1	2483.500	60.10	-0.70	59.40	74.00	-14.60	peak
2	2483.500	50.74	-0.70	50.04	54.00	-3.96	AVG
3	2484.000	61.90	-0.70	61.20	74.00	-12.80	peak
4	2484.000	49.59	-0.70	48.89	54.00	-5.11	AVG
5	2484.640	61.10	-0.70	60.40	74.00	-13.60	peak
6	2484.640	49.21	-0.70	48.51	54.00	-5.49	AVG
7	2486.440	60.51	-0.70	59.81	74.00	-14.19	peak
8	2486.440	49.02	-0.70	48.32	54.00	-5.68	AVG
9	2488.960	58.93	-0.68	58.25	74.00	-15.75	peak
10	2488.960	48.51	-0.68	47.83	54.00	-6.17	AVG
11	2496.440	59.17	-0.65	58.52	74.00	-15.48	peak
12	2496.440	49.32	-0.65	48.67	54.00	-5.33	AVG
13	2499.080	60.74	-0.64	60.10	74.00	-13.90	peak
14	2499.080	50.76	-0.64	50.12	54.00	-3.88	AVG
15	2499.840	60.98	-0.64	60.34	74.00	-13.66	peak
16	2499.840	50.92	-0.64	50.28	54.00	-3.72	AVG

Note:1.Result (dBuV/m) = Correct Factor (dB/m) + Reading(dBuV).

2.Correction factor (dB/m) = Antenna Factor (dB/m) + Cable loss (dB) – Pre-Amplifier gain (dB).

3. When the peak results are less than average limit, so not need to evaluate the average.

Standard:	FCC Part 15.247	Test Distance:	3 m
Test item:	Band edge	Power:	AC 120 V/60 Hz
Frequency:	2462 MHz	Temp.(℃)/Hum.(%RH):	26(℃)/60 %RH
Mode:	Mode 4		
Ant.Polar.:	Vertical		

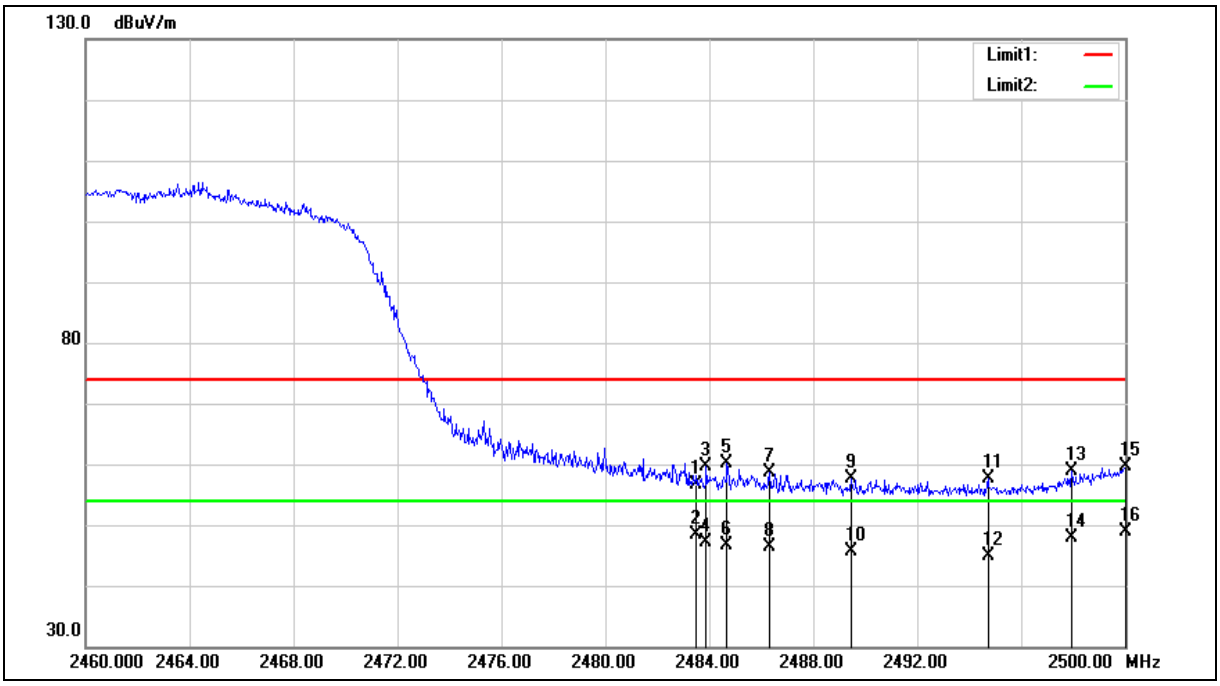

Standard:	FCC Part 15.247	Test Distance:	3 m
Test item:	Band edge	Power:	AC 120 V/60 Hz
Frequency:	2462 MHz	Temp.(℃)/Hum.(%RH):	26(℃)/60 %RH
Mode:	Mode 4		
Ant.Polar.:	Vertical		

No.	Frequency (MHz)	Reading (dBuV)	Correct Factor (dB/m)	Result (dBuV/m)	Limit (dBuV/m)	Margin (dB)	Remark
1	2483.500	57.29	-0.70	56.59	74.00	-17.41	peak
2	2483.500	49.10	-0.70	48.40	54.00	-5.60	AVG
3	2483.880	60.30	-0.70	59.60	74.00	-14.40	peak
4	2483.880	47.88	-0.70	47.18	54.00	-6.82	AVG
5	2484.680	60.72	-0.70	60.02	74.00	-13.98	peak
6	2484.680	47.43	-0.70	46.73	54.00	-7.27	AVG
7	2486.320	59.21	-0.70	58.51	74.00	-15.49	peak
8	2486.320	47.12	-0.70	46.42	54.00	-7.58	AVG
9	2489.440	58.30	-0.68	57.62	74.00	-16.38	peak
10	2489.440	46.29	-0.68	45.61	54.00	-8.39	AVG
11	2494.720	58.24	-0.66	57.58	74.00	-16.42	peak
12	2494.720	45.57	-0.66	44.91	54.00	-9.09	AVG
13	2497.920	59.41	-0.65	58.76	74.00	-15.24	peak
14	2497.920	48.48	-0.65	47.83	54.00	-6.17	AVG
15	2500.000	60.27	-0.64	59.63	74.00	-14.37	peak
16	2500.000	49.47	-0.64	48.83	54.00	-5.17	AVG

Note:1.Result (dBuV/m) = Correct Factor (dB/m) + Reading(dBuV).

2.Correction factor (dB/m) = Antenna Factor (dB/m) + Cable loss (dB) – Pre-Amplifier gain (dB).

3. When the peak results are less than average limit, so not need to evaluate the average.

Standard:	FCC Part 15.247	Test Distance:	3 m
Test item:	Band edge	Power:	AC 120 V/60 Hz
Frequency:	2422 MHz	Temp.(℃)/Hum.(%RH):	26(℃)/60 %RH
Mode:	Mode 5		
Ant.Polar.:	Horizontal		

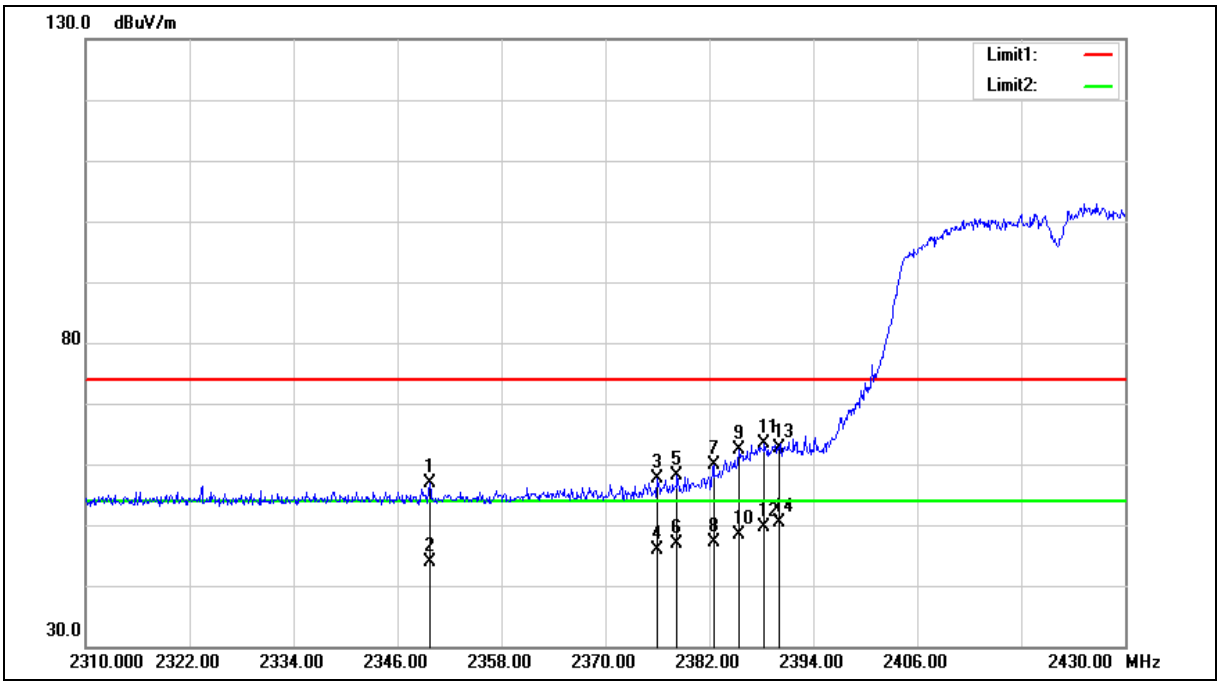

Standard:	FCC Part 15.247	Test Distance:	3 m
Test item:	Band edge	Power:	AC 120 V/60 Hz
Frequency:	2422 MHz	Temp.(℃)/Hum.(%RH):	26(℃)/60 %RH
Mode:	Mode 5		
Ant.Polar.:	Horizontal		

No.	Frequency (MHz)	Reading (dBuV)	Correct Factor (dB/m)	Result (dBuV/m)	Limit (dBuV/m)	Margin (dB)	Remark
1	2349.720	58.10	-1.19	56.91	74.00	-17.09	peak
2	2349.720	45.18	-1.19	43.99	54.00	-10.01	AVG
3	2376.000	58.77	-1.10	57.67	74.00	-16.33	peak
4	2376.000	46.87	-1.10	45.77	54.00	-8.23	AVG
5	2378.280	59.21	-1.10	58.11	74.00	-15.89	peak
6	2378.280	48.04	-1.10	46.94	54.00	-7.06	AVG
7	2382.480	60.91	-1.08	59.83	74.00	-14.17	peak
8	2382.480	48.09	-1.08	47.01	54.00	-6.99	AVG
9	2385.360	63.55	-1.07	62.48	74.00	-11.52	peak
10	2385.360	49.48	-1.07	48.41	54.00	-5.59	AVG
11	2388.360	64.40	-1.05	63.35	74.00	-10.65	peak
12	2388.360	50.66	-1.05	49.61	54.00	-4.39	AVG
13	2390.000	63.58	-1.05	62.53	74.00	-11.47	peak
14	2390.000	51.43	-1.05	50.38	54.00	-3.62	AVG

Note:1.Result (dBuV/m) = Correct Factor (dB/m) + Reading(dBuV).

2.Correction factor (dB/m) = Antenna Factor (dB/m) + Cable loss (dB) – Pre-Amplifier gain (dB).

3. When the peak results are less than average limit, so not need to evaluate the average.

Standard:	FCC Part 15.247	Test Distance:	3 m
Test item:	Band edge	Power:	AC 120 V/60 Hz
Frequency:	2422 MHz	Temp.(℃)/Hum.(%RH):	26(℃)/60 %RH
Mode:	Mode 5		
Ant.Polar.:	Vertical		

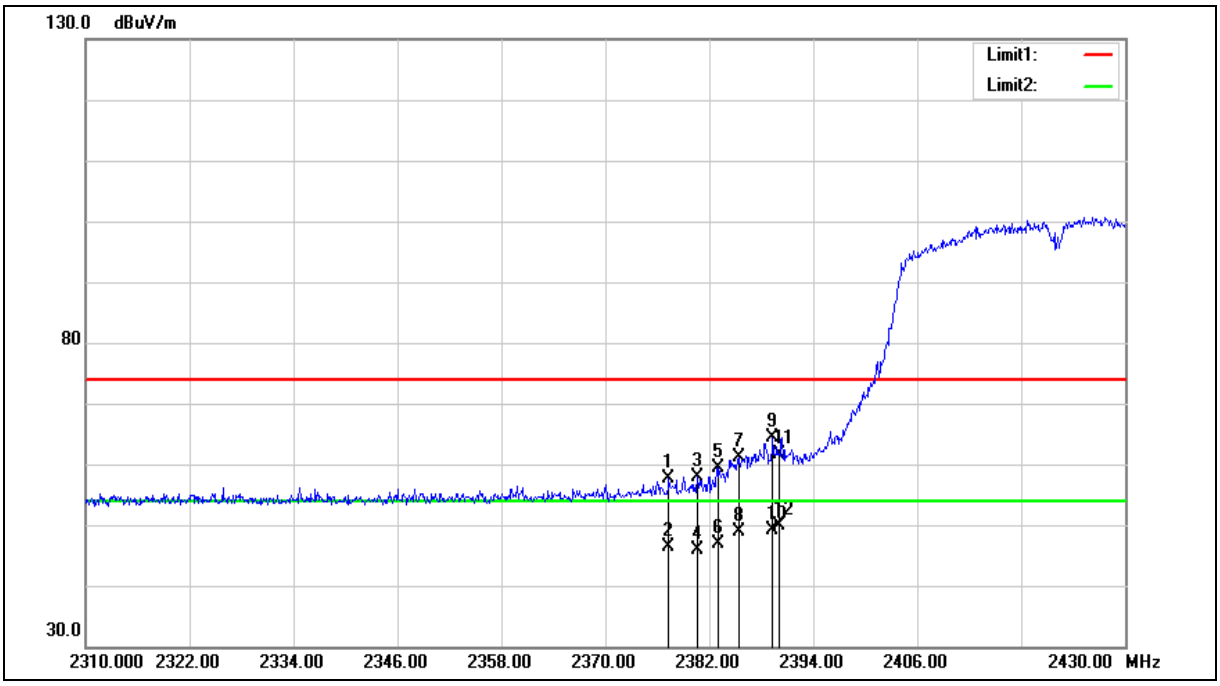

Standard:	FCC Part 15.247	Test Distance:	3 m
Test item:	Band edge	Power:	AC 120 V/60 Hz
Frequency:	2422 MHz	Temp.(℃)/Hum.(%RH):	26(℃)/60 %RH
Mode:	Mode 5		
Ant.Polar.:	Vertical		

No.	Frequency (MHz)	Reading (dBuV)	Correct Factor (dB/m)	Result (dBuV/m)	Limit (dBuV/m)	Margin (dB)	Remark
1	2377.320	58.81	-1.10	57.71	74.00	-16.29	peak
2	2377.320	47.55	-1.10	46.45	54.00	-7.55	AVG
3	2380.680	59.04	-1.08	57.96	74.00	-16.04	peak
4	2380.680	46.97	-1.08	45.89	54.00	-8.11	AVG
5	2382.960	60.41	-1.07	59.34	74.00	-14.66	peak
6	2382.960	47.91	-1.07	46.84	54.00	-7.16	AVG
7	2385.360	62.28	-1.07	61.21	74.00	-12.79	peak
8	2385.360	49.99	-1.07	48.92	54.00	-5.08	AVG
9	2389.320	65.32	-1.05	64.27	74.00	-9.73	peak
10	2389.320	50.24	-1.05	49.19	54.00	-4.81	AVG
11	2390.000	62.69	-1.05	61.64	74.00	-12.36	peak
12	2390.000	50.94	-1.05	49.89	54.00	-4.11	AVG

Note:1.Result (dBuV/m) = Correct Factor (dB/m) + Reading(dBuV).

2.Correction factor (dB/m) = Antenna Factor (dB/m) + Cable loss (dB) – Pre-Amplifier gain (dB).

3. When the peak results are less than average limit, so not need to evaluate the average.

Standard:	FCC Part 15.247	Test Distance:	3 m
Test item:	Band edge	Power:	AC 120 V/60 Hz
Frequency:	2437 MHz	Temp.(℃)/Hum.(%RH):	26(℃)/60 %RH
Mode:	Mode 5		
Ant.Polar.:	Horizontal		

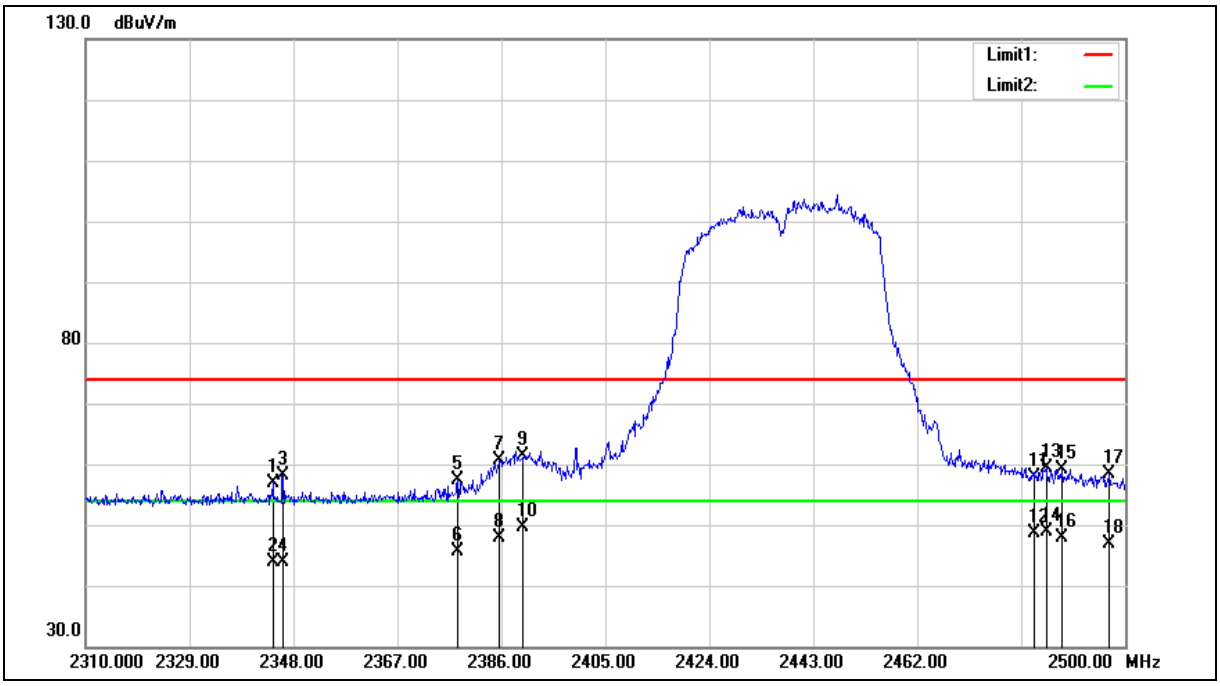

Standard:	FCC Part 15.247	Test Distance:	3 m
Test item:	Band edge	Power:	AC 120 V/60 Hz
Frequency:	2437 MHz	Temp.(℃)/Hum.(%RH):	26(℃)/60 %RH
Mode:	Mode 5		
Ant.Polar.:	Horizontal		

No.	Frequency (MHz)	Reading (dBuV)	Correct Factor (dB/m)	Result (dBuV/m)	Limit (dBuV/m)	Margin (dB)	Remark
1	2344.200	58.22	-1.22	57.00	74.00	-17.00	peak
2	2344.200	45.08	-1.22	43.86	54.00	-10.14	AVG
3	2346.100	59.35	-1.20	58.15	74.00	-15.85	peak
4	2346.100	45.03	-1.20	43.83	54.00	-10.17	AVG
5	2378.020	58.44	-1.10	57.34	74.00	-16.66	peak
6	2378.020	46.69	-1.10	45.59	54.00	-8.41	AVG
7	2385.620	61.62	-1.07	60.55	74.00	-13.45	peak
8	2385.620	49.01	-1.07	47.94	54.00	-6.06	AVG
9	2390.000	62.37	-1.05	61.32	74.00	-12.68	peak
10	2390.000	50.67	-1.05	49.62	54.00	-4.38	AVG
11	2483.500	58.56	-0.70	57.86	74.00	-16.14	peak
12	2483.500	49.26	-0.70	48.56	54.00	-5.44	AVG
13	2485.560	60.09	-0.70	59.39	74.00	-14.61	peak
14	2485.560	49.63	-0.70	48.93	54.00	-5.07	AVG
15	2488.410	59.81	-0.68	59.13	74.00	-14.87	peak
16	2488.410	48.62	-0.68	47.94	54.00	-6.06	AVG
17	2497.150	59.00	-0.65	58.35	74.00	-15.65	peak
18	2497.150	47.49	-0.65	46.84	54.00	-7.16	AVG

Note:1.Result (dBuV/m) = Correct Factor (dB/m) + Reading(dBuV).

2.Correction factor (dB/m) = Antenna Factor (dB/m) + Cable loss (dB) – Pre-Amplifier gain (dB).

3. When the peak results are less than average limit, so not need to evaluate the average.

Standard:	FCC Part 15.247	Test Distance:	3 m
Test item:	Band edge	Power:	AC 120 V/60 Hz
Frequency:	2437 MHz	Temp.(℃)/Hum.(%RH):	26(℃)/60 %RH
Mode:	Mode 5		
Ant.Polar.:	Vertical		

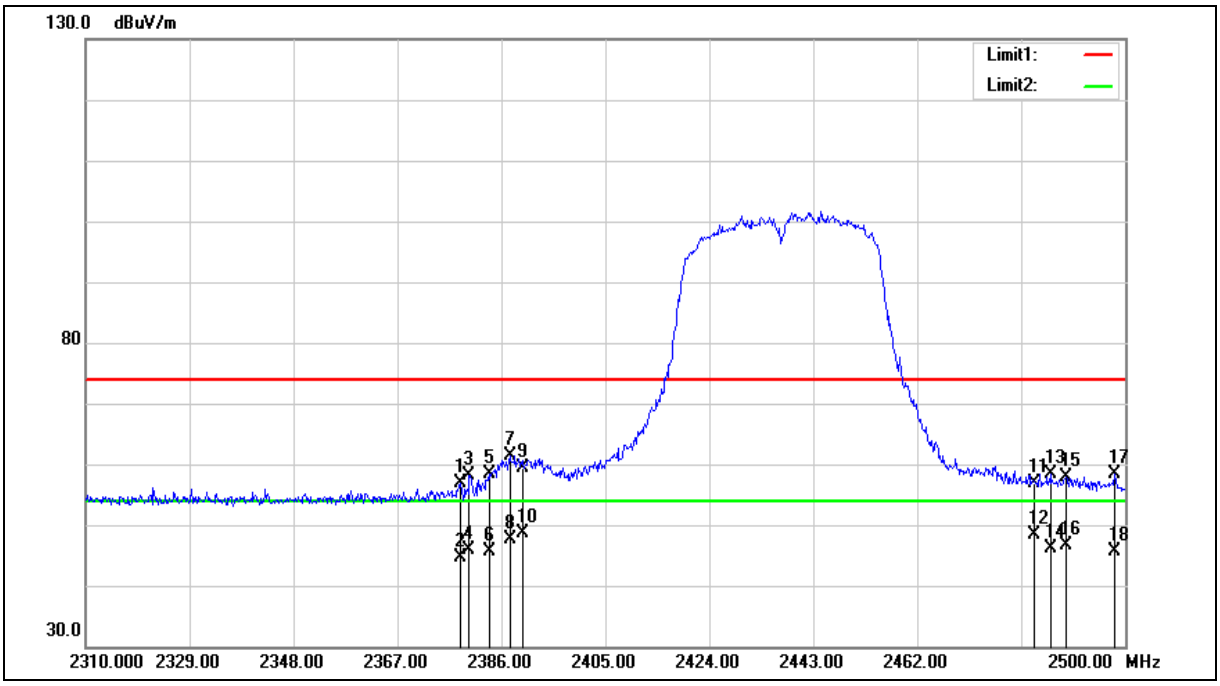

Standard:	FCC Part 15.247	Test Distance:	3 m
Test item:	Band edge	Power:	AC 120 V/60 Hz
Frequency:	2437 MHz	Temp.(℃)/Hum.(%RH):	26(℃)/60 %RH
Mode:	Mode 5		
Ant.Polar.:	Vertical		

No.	Frequency (MHz)	Reading (dBuV)	Correct Factor (dB/m)	Result (dBuV/m)	Limit (dBuV/m)	Margin (dB)	Remark
1	2378.400	57.91	-1.10	56.81	74.00	-17.19	peak
2	2378.400	45.68	-1.10	44.58	54.00	-9.42	AVG
3	2380.110	59.22	-1.08	58.14	74.00	-15.86	peak
4	2380.110	46.95	-1.08	45.87	54.00	-8.13	AVG
5	2383.720	59.34	-1.07	58.27	74.00	-15.73	peak
6	2383.720	46.72	-1.07	45.65	54.00	-8.35	AVG
7	2387.520	62.39	-1.05	61.34	74.00	-12.66	peak
8	2387.520	48.57	-1.05	47.52	54.00	-6.48	AVG
9	2390.000	60.51	-1.05	59.46	74.00	-14.54	peak
10	2390.000	49.56	-1.05	48.51	54.00	-5.49	AVG
11	2483.500	57.58	-0.70	56.88	74.00	-17.12	peak
12	2483.500	48.98	-0.70	48.28	54.00	-5.72	AVG
13	2486.320	59.11	-0.70	58.41	74.00	-15.59	peak
14	2486.320	46.95	-0.70	46.25	54.00	-7.75	AVG
15	2489.170	58.56	-0.68	57.88	74.00	-16.12	peak
16	2489.170	47.32	-0.68	46.64	54.00	-7.36	AVG
17	2498.100	58.98	-0.64	58.34	74.00	-15.66	peak
18	2498.100	46.23	-0.64	45.59	54.00	-8.41	AVG

Note:1.Result (dBuV/m) = Correct Factor (dB/m) + Reading(dBuV).

2.Correction factor (dB/m) = Antenna Factor (dB/m) + Cable loss (dB) – Pre-Amplifier gain (dB).

3. When the peak results are less than average limit, so not need to evaluate the average.

Standard:	FCC Part 15.247	Test Distance:	3 m
Test item:	Band edge	Power:	AC 120 V/60 Hz
Frequency:	2452 MHz	Temp.(℃)/Hum.(%RH):	26(℃)/60 %RH
Mode:	Mode 5		
Ant.Polar.:	Horizontal		

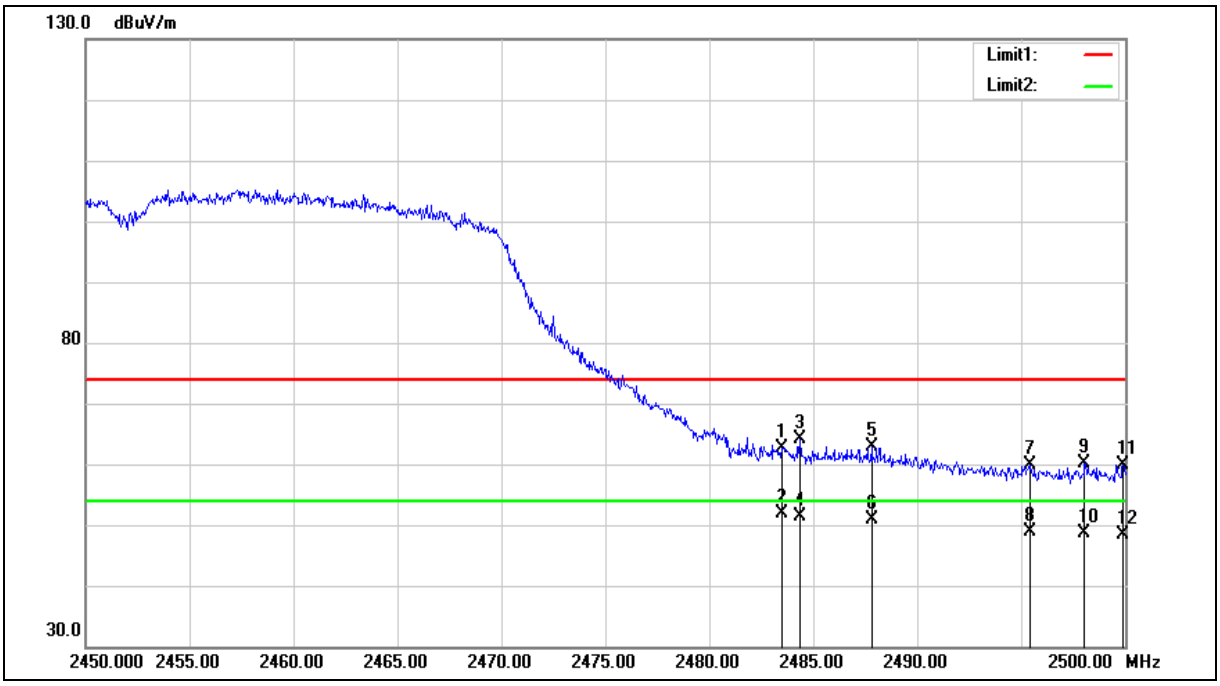

Standard:	FCC Part 15.247	Test Distance:	3 m
Test item:	Band edge	Power:	AC 120 V/60 Hz
Frequency:	2452 MHz	Temp.(℃)/Hum.(%RH):	26(℃)/60 %RH
Mode:	Mode 5		
Ant.Polar.:	Horizontal		

No.	Frequency (MHz)	Reading (dBuV)	Correct Factor (dB/m)	Result (dBuV/m)	Limit (dBuV/m)	Margin (dB)	Remark
1	2483.500	63.24	-0.70	62.54	74.00	-11.46	peak
2	2483.500	52.67	-0.70	51.97	54.00	-2.03	AVG
3	2484.350	64.86	-0.70	64.16	74.00	-9.84	peak
4	2484.350	52.18	-0.70	51.48	54.00	-2.52	AVG
5	2487.800	63.60	-0.68	62.92	74.00	-11.08	peak
6	2487.800	51.61	-0.68	50.93	54.00	-3.07	AVG
7	2495.400	60.44	-0.66	59.78	74.00	-14.22	peak
8	2495.400	49.50	-0.66	48.84	54.00	-5.16	AVG
9	2498.050	60.68	-0.65	60.03	74.00	-13.97	peak
10	2498.050	49.31	-0.65	48.66	54.00	-5.34	AVG
11	2499.900	60.58	-0.64	59.94	74.00	-14.06	peak
12	2499.900	49.13	-0.64	48.49	54.00	-5.51	AVG

Note:1.Result (dBuV/m) = Correct Factor (dB/m) + Reading(dBuV).

2.Correction factor (dB/m) = Antenna Factor (dB/m) + Cable loss (dB) – Pre-Amplifier gain (dB).

3. When the peak results are less than average limit, so not need to evaluate the average.

Standard:	FCC Part 15.247	Test Distance:	3 m
Test item:	Band edge	Power:	AC 120 V/60 Hz
Frequency:	2452 MHz	Temp.(℃)/Hum.(%RH):	26(℃)/60 %RH
Mode:	Mode 5		
Ant.Polar.:	Vertical		

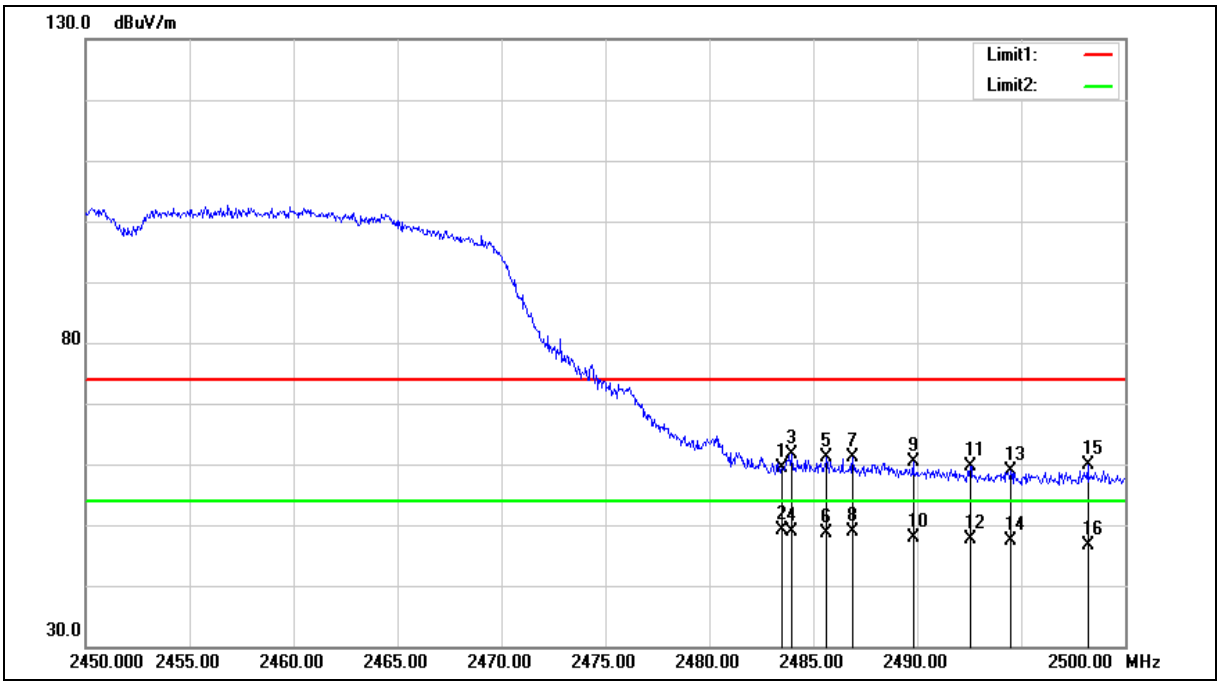

Standard:	FCC Part 15.247	Test Distance:	3 m
Test item:	Band edge	Power:	AC 120 V/60 Hz
Frequency:	2452 MHz	Temp.(℃)/Hum.(%RH):	26(℃)/60 %RH
Mode:	Mode 5		
Ant.Polar.:	Vertical		

No.	Frequency (MHz)	Reading (dBuV)	Correct Factor (dB/m)	Result (dBuV/m)	Limit (dBuV/m)	Margin (dB)	Remark
1	2483.500	60.15	-0.70	59.45	74.00	-14.55	peak
2	2483.500	49.81	-0.70	49.11	54.00	-4.89	AVG
3	2483.950	62.43	-0.70	61.73	74.00	-12.27	peak
4	2483.950	49.58	-0.70	48.88	54.00	-5.12	AVG
5	2485.650	61.72	-0.70	61.02	74.00	-12.98	peak
6	2485.650	49.29	-0.70	48.59	54.00	-5.41	AVG
7	2486.900	61.72	-0.69	61.03	74.00	-12.97	peak
8	2486.900	49.52	-0.69	48.83	54.00	-5.17	AVG
9	2489.800	60.98	-0.68	60.30	74.00	-13.70	peak
10	2489.800	48.64	-0.68	47.96	54.00	-6.04	AVG
11	2492.550	60.36	-0.67	59.69	74.00	-14.31	peak
12	2492.550	48.41	-0.67	47.74	54.00	-6.26	AVG
13	2494.500	59.60	-0.66	58.94	74.00	-15.06	peak
14	2494.500	48.09	-0.66	47.43	54.00	-6.57	AVG
15	2498.200	60.41	-0.64	59.77	74.00	-14.23	peak
16	2498.200	47.36	-0.64	46.72	54.00	-7.28	AVG

Note:1.Result (dBuV/m) = Correct Factor (dB/m) + Reading(dBuV).

2.Correction factor (dB/m) = Antenna Factor (dB/m) + Cable loss (dB) – Pre-Amplifier gain (dB).

3. When the peak results are less than average limit, so not need to evaluate the average.

Model: PA300-E: External antenna

Standard:	FCC Part 15.247	Test Distance:	3 m
Test item:	Band edge	Power:	AC 120 V/60 Hz
Frequency:	2412 MHz	Temp.(℃)/Hum.(%RH):	26(℃)/60 %RH
Mode:	Mode 2		
Ant.Polar.:	Horizontal		

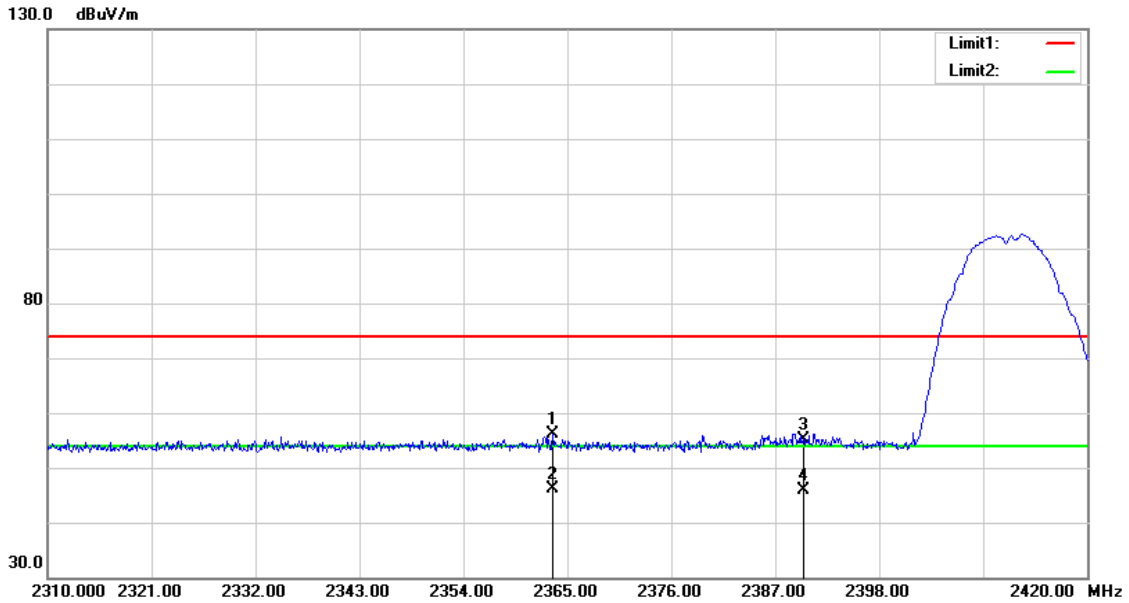

No.	Frequency (MHz)	Reading (dBuV)	Correct Factor (dB/m)	Result (dBuV/m)	Limit (dBuV/m)	Margin (dB)	Remark
1	2363.460	57.17	-1.14	56.03	74.00	-17.97	peak
2	2363.460	47.34	-1.14	46.20	54.00	-7.80	AVG
3	2390.000	56.19	-1.05	55.14	74.00	-18.86	peak
4	2390.000	46.98	-1.05	45.93	54.00	-8.07	AVG

Note:1.Result (dBuV/m) = Correct Factor (dB/m) + Reading(dBuV).

2.Correction factor (dB/m) = Antenna Factor (dB/m) + Cable loss (dB) – Pre-Amplifier gain (dB).

3. When the peak results are less than average limit, so not need to evaluate the average.

Standard:	FCC Part 15.247	Test Distance:	3 m
Test item:	Band edge	Power:	AC 120 V/60 Hz
Frequency:	2412 MHz	Temp.(℃)/Hum.(%RH):	26(℃)/60 %RH
Mode:	Mode 2		
Ant.Polar.:	Vertical		

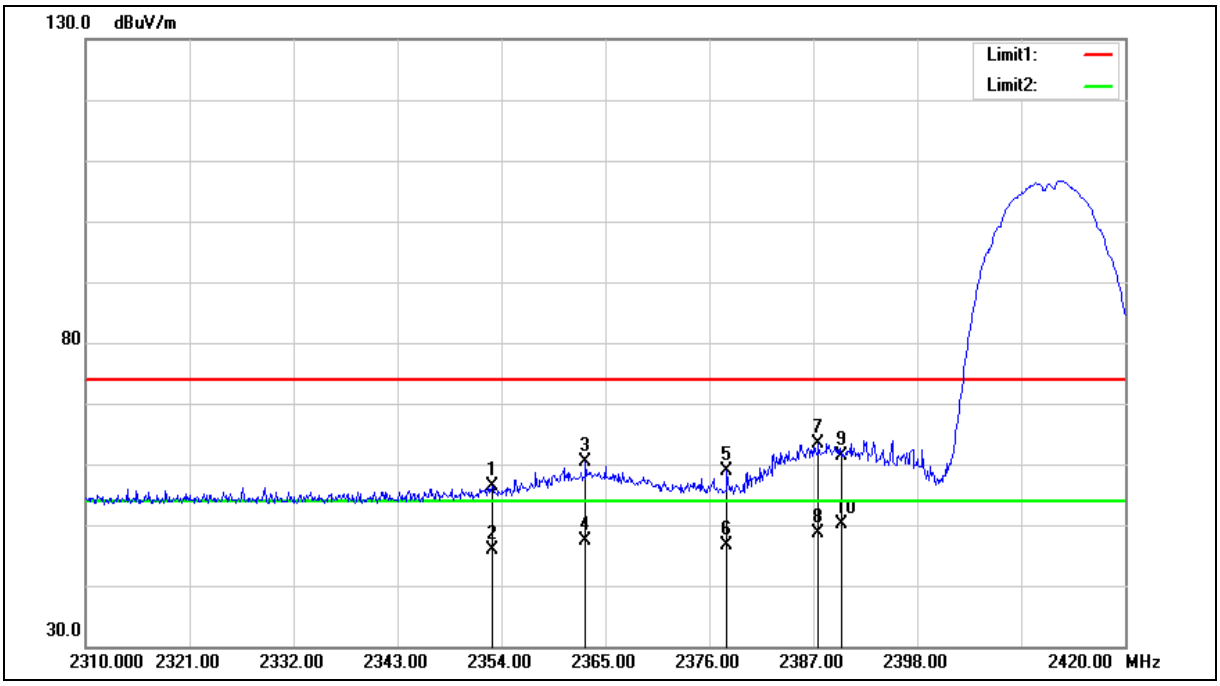

Standard:	FCC Part 15.247	Test Distance:	3 m
Test item:	Band edge	Power:	AC 120 V/60 Hz
Frequency:	2412 MHz	Temp.(℃)/Hum.(%RH):	26(℃)/60 %RH
Mode:	Mode 2		
Ant.Polar.:	Vertical		

No.	Frequency (MHz)	Reading (dBuV)	Correct Factor (dB/m)	Result (dBuV/m)	Limit (dBuV/m)	Margin (dB)	Remark
1	2353.010	57.52	-1.18	56.34	74.00	-17.66	peak
2	2353.010	47.05	-1.18	45.87	54.00	-8.13	AVG
3	2362.910	61.50	-1.14	60.36	74.00	-13.64	peak
4	2362.910	48.53	-1.14	47.39	54.00	-6.61	AVG
5	2377.870	59.94	-1.10	58.84	74.00	-15.16	peak
6	2377.870	47.76	-1.10	46.66	54.00	-7.34	AVG
7	2387.550	64.36	-1.05	63.31	74.00	-10.69	peak
8	2387.550	49.68	-1.05	48.63	54.00	-5.37	AVG
9	2390.000	62.41	-1.05	61.36	74.00	-12.64	peak
10	2390.000	51.08	-1.05	50.03	54.00	-3.97	AVG

Note:1.Result (dBuV/m) = Correct Factor (dB/m) + Reading(dBuV).

2.Correction factor (dB/m) = Antenna Factor (dB/m) + Cable loss (dB) – Pre-Amplifier gain (dB).

3. When the peak results are less than average limit, so not need to evaluate the average.

Standard:	FCC Part 15.247	Test Distance:	3 m
Test item:	Band edge	Power:	AC 120 V/60 Hz
Frequency:	2437 MHz	Temp.(℃)/Hum.(%RH):	26(℃)/60 %RH
Mode:	Mode 2		
Ant.Polar.:	Horizontal		

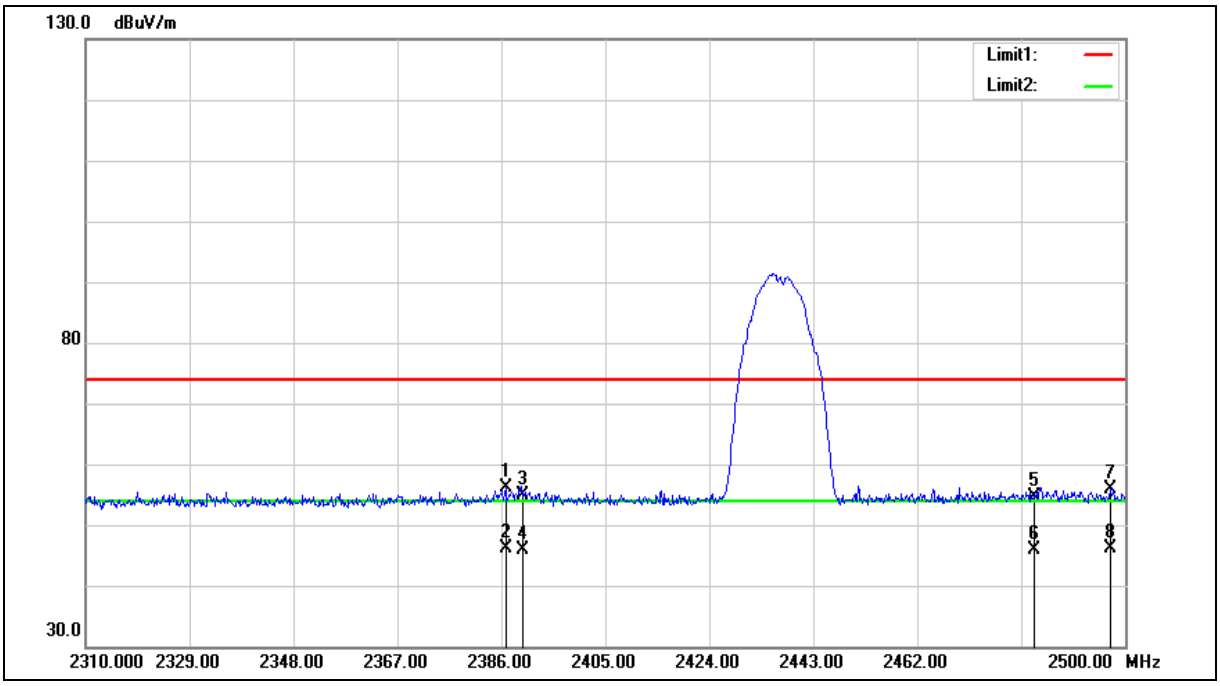

Standard:	FCC Part 15.247	Test Distance:	3 m
Test item:	Band edge	Power:	AC 120 V/60 Hz
Frequency:	2437 MHz	Temp.(℃)/Hum.(%RH):	26(℃)/60 %RH
Mode:	Mode 2		
Ant.Polar.:	Horizontal		

No.	Frequency (MHz)	Reading (dBuV)	Correct Factor (dB/m)	Result (dBuV/m)	Limit (dBuV/m)	Margin (dB)	Remark
1	2386.760	57.21	-1.06	56.15	74.00	-17.85	peak
2	2386.760	47.16	-1.06	46.10	54.00	-7.90	AVG
3	2390.000	56.01	-1.05	54.96	74.00	-19.04	peak
4	2390.000	46.94	-1.05	45.89	54.00	-8.11	AVG
5	2483.500	55.41	-0.70	54.71	74.00	-19.29	peak
6	2483.500	46.47	-0.70	45.77	54.00	-8.23	AVG
7	2497.340	56.45	-0.65	55.80	74.00	-18.20	peak
8	2497.340	46.66	-0.65	46.01	54.00	-7.99	AVG

Note:1.Result (dBuV/m) = Correct Factor (dB/m) + Reading(dBuV).

2.Correction factor (dB/m) = Antenna Factor (dB/m) + Cable loss (dB) – Pre-Amplifier gain (dB).

3. When the peak results are less than average limit, so not need to evaluate the average.

Standard:	FCC Part 15.247	Test Distance:	3 m
Test item:	Band edge	Power:	AC 120 V/60 Hz
Frequency:	2437 MHz	Temp.(℃)/Hum.(%RH):	26(℃)/60 %RH
Mode:	Mode 2		
Ant.Polar.:	Vertical		

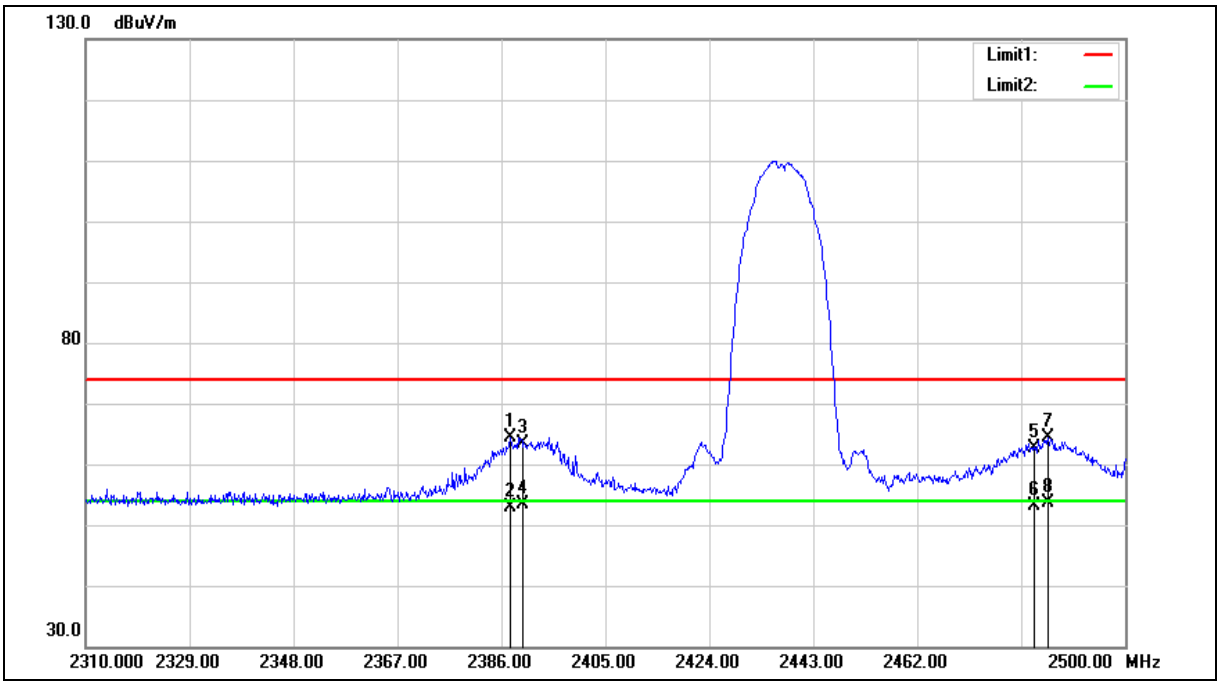

Standard:	FCC Part 15.247	Test Distance:	3 m
Test item:	Band edge	Power:	AC 120 V/60 Hz
Frequency:	2437 MHz	Temp.(℃)/Hum.(%RH):	26(℃)/60 %RH
Mode:	Mode 2		
Ant.Polar.:	Vertical		

No.	Frequency (MHz)	Reading (dBuV)	Correct Factor (dB/m)	Result (dBuV/m)	Limit (dBuV/m)	Margin (dB)	Remark
1	2387.520	65.48	-1.05	64.43	74.00	-9.57	peak
2	2387.520	53.92	-1.05	52.87	54.00	-1.13	AVG
3	2390.000	64.42	-1.05	63.37	74.00	-10.63	peak
4	2390.000	54.43	-1.05	53.38	54.00	-0.62	AVG
5	2483.500	63.22	-0.70	62.52	74.00	-11.48	peak
6	2483.500	53.90	-0.70	53.20	54.00	-0.80	AVG
7	2485.940	65.07	-0.70	64.37	74.00	-9.63	peak
8	2485.940	54.42	-0.70	53.72	54.00	-0.28	AVG

Note:1.Result (dBuV/m) = Correct Factor (dB/m) + Reading(dBuV).

2.Correction factor (dB/m) = Antenna Factor (dB/m) + Cable loss (dB) – Pre-Amplifier gain (dB).

3. When the peak results are less than average limit, so not need to evaluate the average.

Standard:	FCC Part 15.247	Test Distance:	3 m
Test item:	Band edge	Power:	AC 120 V/60 Hz
Frequency:	2462 MHz	Temp.(℃)/Hum.(%RH):	26(℃)/60 %RH
Mode:	Mode 2		
Ant.Polar.:	Horizontal		

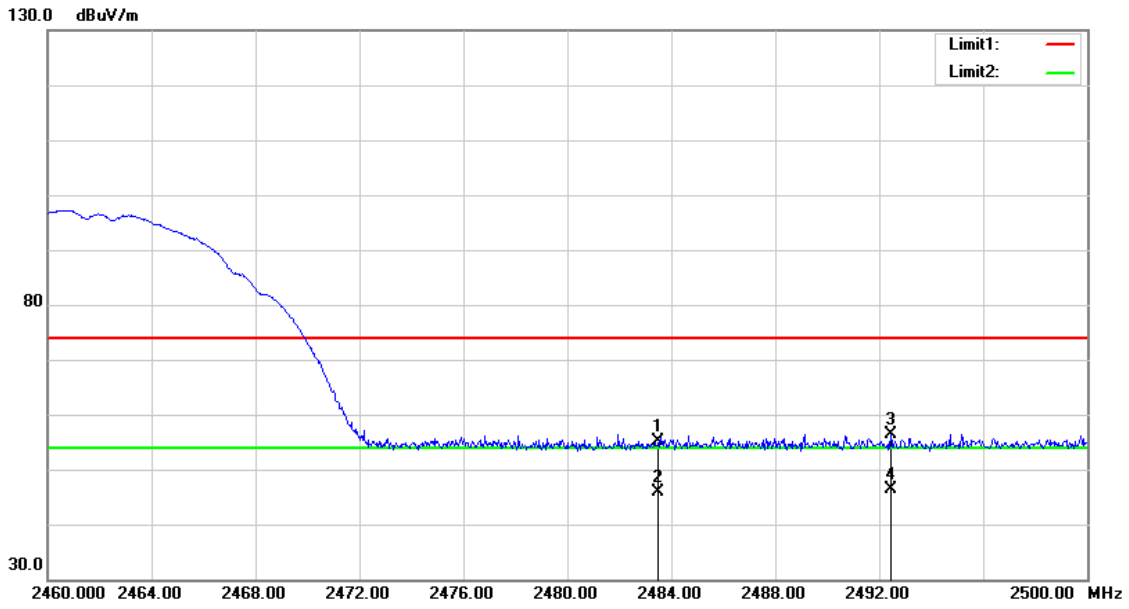

No.	Frequency (MHz)	Reading (dBuV)	Correct Factor (dB/m)	Result (dBuV/m)	Limit (dBuV/m)	Margin (dB)	Remark
1	2483.500	55.79	-0.70	55.09	74.00	-18.91	peak
2	2483.500	46.53	-0.70	45.83	54.00	-8.17	AVG
3	2492.440	57.08	-0.67	56.41	74.00	-17.59	peak
4	2492.440	47.03	-0.67	46.36	54.00	-7.64	AVG

Note:1.Result (dBuV/m) = Correct Factor (dB/m) + Reading(dBuV).

2.Correction factor (dB/m) = Antenna Factor (dB/m) + Cable loss (dB) – Pre-Amplifier gain (dB).

3. When the peak results are less than average limit, so not need to evaluate the average.

Standard:	FCC Part 15.247	Test Distance:	3 m
Test item:	Band edge	Power:	AC 120 V/60 Hz
Frequency:	2462 MHz	Temp.(℃)/Hum.(%RH):	26(℃)/60 %RH
Mode:	Mode 2		
Ant.Polar.:	Vertical		

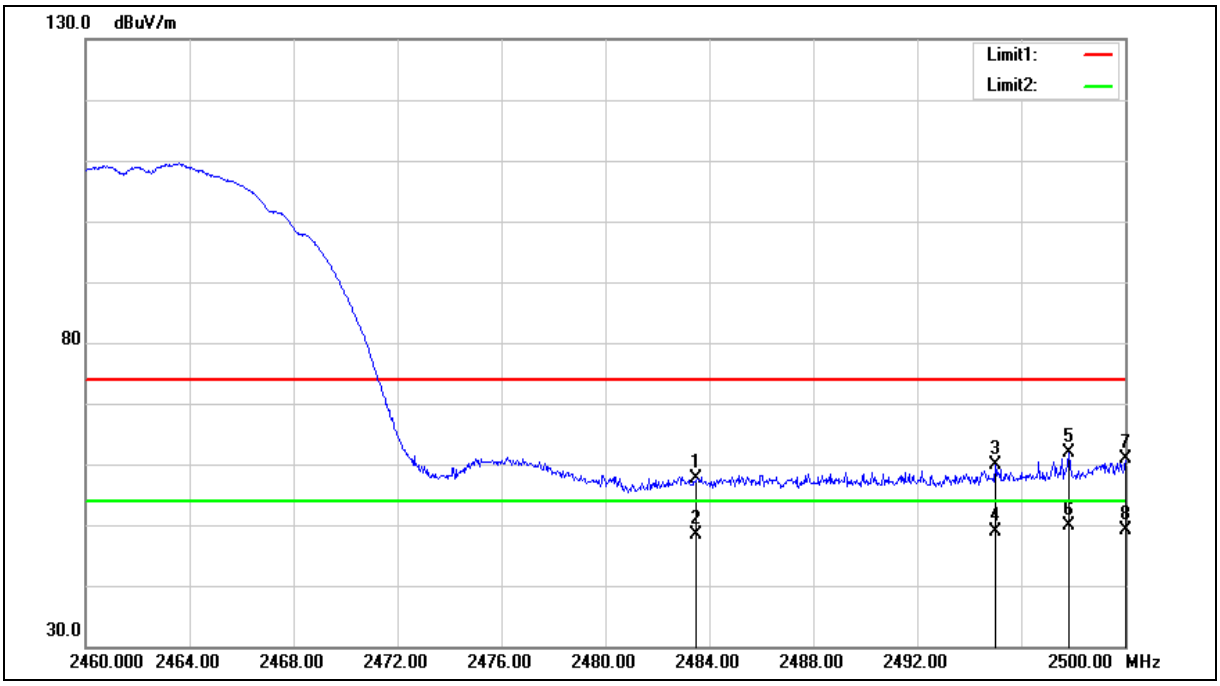

Standard:	FCC Part 15.247	Test Distance:	3 m
Test item:	Band edge	Power:	AC 120 V/60 Hz
Frequency:	2462 MHz	Temp.(℃)/Hum.(%RH):	26(℃)/60 %RH
Mode:	Mode 2		
Ant.Polar.:	Vertical		

No.	Frequency (MHz)	Reading (dBuV)	Correct Factor (dB/m)	Result (dBuV/m)	Limit (dBuV/m)	Margin (dB)	Remark
1	2483.500	58.40	-0.70	57.70	74.00	-16.30	peak
2	2483.500	49.17	-0.70	48.47	54.00	-5.53	AVG
3	2495.000	60.62	-0.66	59.96	74.00	-14.04	peak
4	2495.000	49.64	-0.66	48.98	54.00	-5.02	AVG
5	2497.840	62.53	-0.65	61.88	74.00	-12.12	peak
6	2497.840	50.50	-0.65	49.85	54.00	-4.15	AVG
7	2500.000	61.48	-0.64	60.84	74.00	-13.16	peak
8	2500.000	49.76	-0.64	49.12	54.00	-4.88	AVG

Note:1.Result (dBuV/m) = Correct Factor (dB/m) + Reading(dBuV).

2.Correction factor (dB/m) = Antenna Factor (dB/m) + Cable loss (dB) – Pre-Amplifier gain (dB).

3. When the peak results are less than average limit, so not need to evaluate the average.

Standard:	FCC Part 15.247	Test Distance:	3 m
Test item:	Band edge	Power:	AC 120 V/60 Hz
Frequency:	2412 MHz	Temp.(℃)/Hum.(%RH):	26(℃)/60 %RH
Mode:	Mode 3		
Ant.Polar.:	Horizontal		

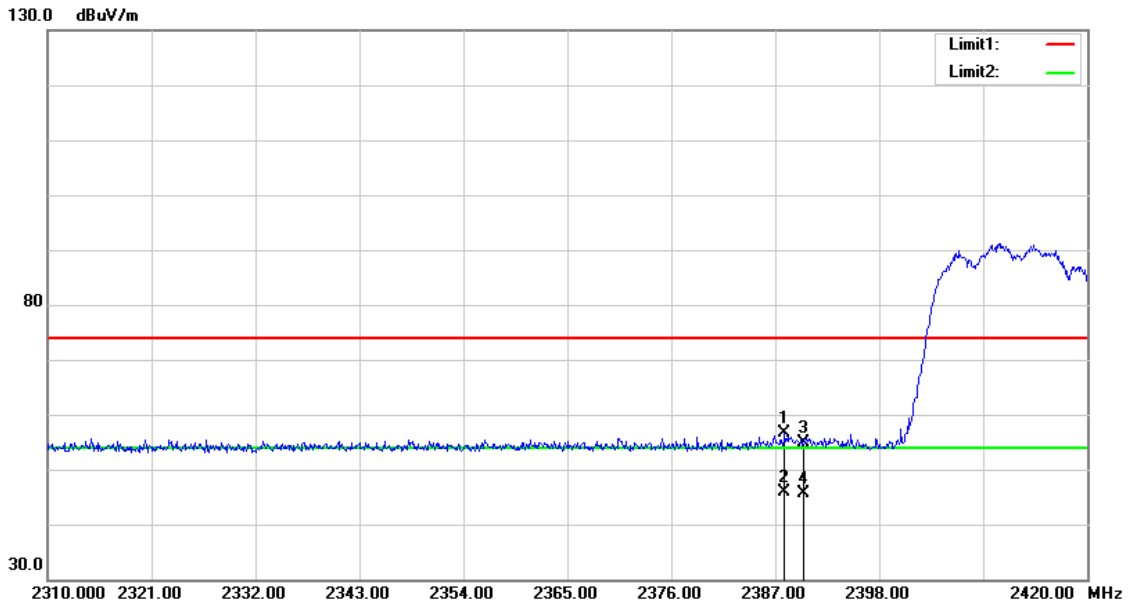

No.	Frequency (MHz)	Reading (dBuV)	Correct Factor (dB/m)	Result (dBuV/m)	Limit (dBuV/m)	Margin (dB)	Remark
1	2387.990	57.65	-1.05	56.60	74.00	-17.40	peak
2	2387.990	47.04	-1.05	45.99	54.00	-8.01	AVG
3	2390.000	55.87	-1.05	54.82	74.00	-19.18	peak
4	2390.000	46.66	-1.05	45.61	54.00	-8.39	AVG

Note:1.Result (dBuV/m) = Correct Factor (dB/m) + Reading(dBuV).

2.Correction factor (dB/m) = Antenna Factor (dB/m) + Cable loss (dB) – Pre-Amplifier gain (dB).

3. When the peak results are less than average limit, so not need to evaluate the average.

Standard:	FCC Part 15.247	Test Distance:	3 m
Test item:	Band edge	Power:	AC 120 V/60 Hz
Frequency:	2412 MHz	Temp.(℃)/Hum.(%RH):	26(℃)/60 %RH
Mode:	Mode 3		
Ant.Polar.:	Vertical		

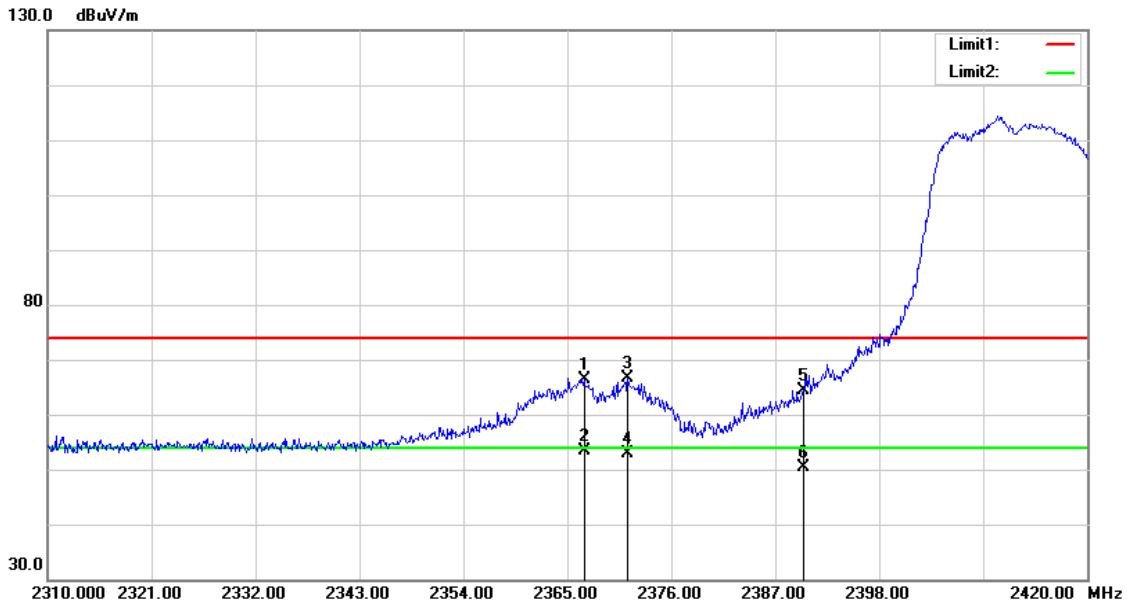

No.	Frequency (MHz)	Reading (dBuV)	Correct Factor (dB/m)	Result (dBuV/m)	Limit (dBuV/m)	Margin (dB)	Remark
1	2366.760	67.47	-1.13	66.34	74.00	-7.66	peak
2	2366.760	54.61	-1.13	53.48	54.00	-0.52	AVG
3	2371.380	67.62	-1.10	66.52	74.00	-7.48	peak
4	2371.380	53.96	-1.10	52.86	54.00	-1.14	AVG
5	2390.000	65.44	-1.05	64.39	74.00	-9.61	peak
6	2390.000	51.46	-1.05	50.41	54.00	-3.59	AVG

Note:1.Result (dBuV/m) = Correct Factor (dB/m) + Reading(dBuV).

2.Correction factor (dB/m) = Antenna Factor (dB/m) + Cable loss (dB) – Pre-Amplifier gain (dB).

3. When the peak results are less than average limit, so not need to evaluate the average.

Standard:	FCC Part 15.247	Test Distance:	3 m
Test item:	Band edge	Power:	AC 120 V/60 Hz
Frequency:	2437 MHz	Temp.(℃)/Hum.(%RH):	26(℃)/60 %RH
Mode:	Mode 3		
Ant.Polar.:	Horizontal		

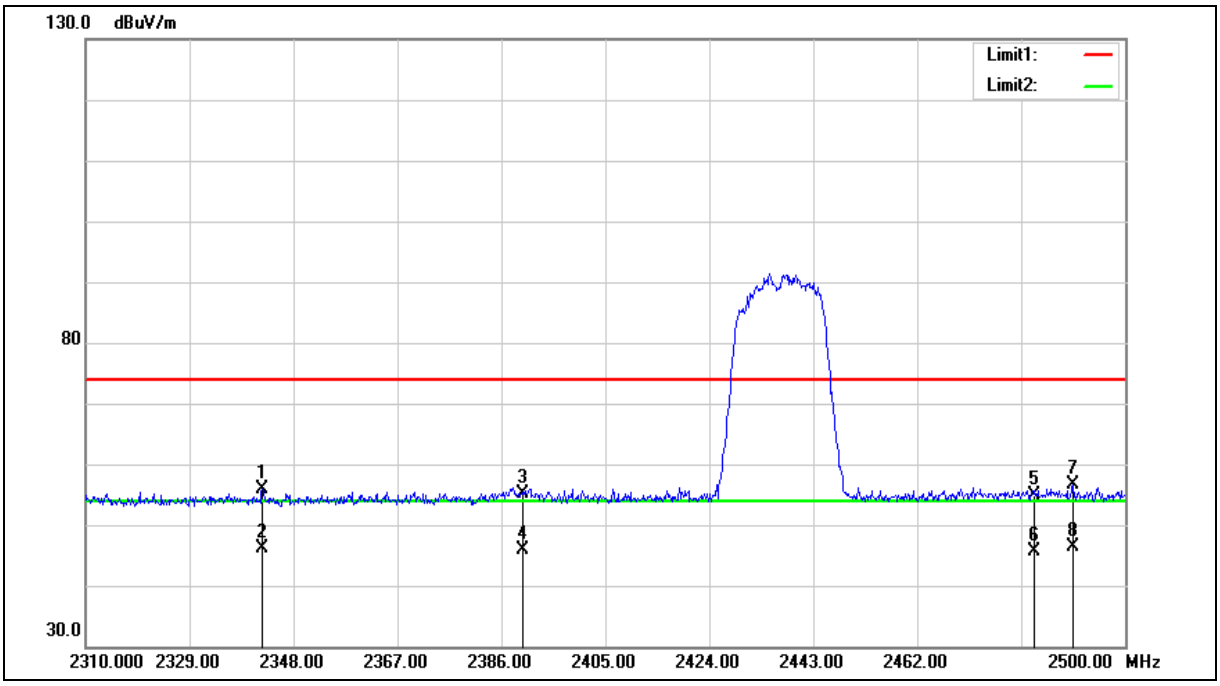

Standard:	FCC Part 15.247	Test Distance:	3 m
Test item:	Band edge	Power:	AC 120 V/60 Hz
Frequency:	2437 MHz	Temp.(℃)/Hum.(%RH):	26(℃)/60 %RH
Mode:	Mode 3		
Ant.Polar.:	Horizontal		

No.	Frequency (MHz)	Reading (dBuV)	Correct Factor (dB/m)	Result (dBuV/m)	Limit (dBuV/m)	Margin (dB)	Remark
1	2342.300	57.20	-1.22	55.98	74.00	-18.02	peak
2	2342.300	47.23	-1.22	46.01	54.00	-7.99	AVG
3	2390.000	56.21	-1.05	55.16	74.00	-18.84	peak
4	2390.000	47.02	-1.05	45.97	54.00	-8.03	AVG
5	2483.500	55.64	-0.70	54.94	74.00	-19.06	peak
6	2483.500	46.42	-0.70	45.72	54.00	-8.28	AVG
7	2490.500	57.40	-0.67	56.73	74.00	-17.27	peak
8	2490.500	47.01	-0.67	46.34	54.00	-7.66	AVG

Note:1.Result (dBuV/m) = Correct Factor (dB/m) + Reading(dBuV).

2.Correction factor (dB/m) = Antenna Factor (dB/m) + Cable loss (dB) – Pre-Amplifier gain (dB).

3. When the peak results are less than average limit, so not need to evaluate the average.

Standard:	FCC Part 15.247	Test Distance:	3 m
Test item:	Band edge	Power:	AC 120 V/60 Hz
Frequency:	2437 MHz	Temp.(℃)/Hum.(%RH):	26(℃)/60 %RH
Mode:	Mode 3		
Ant.Polar.:	Vertical		

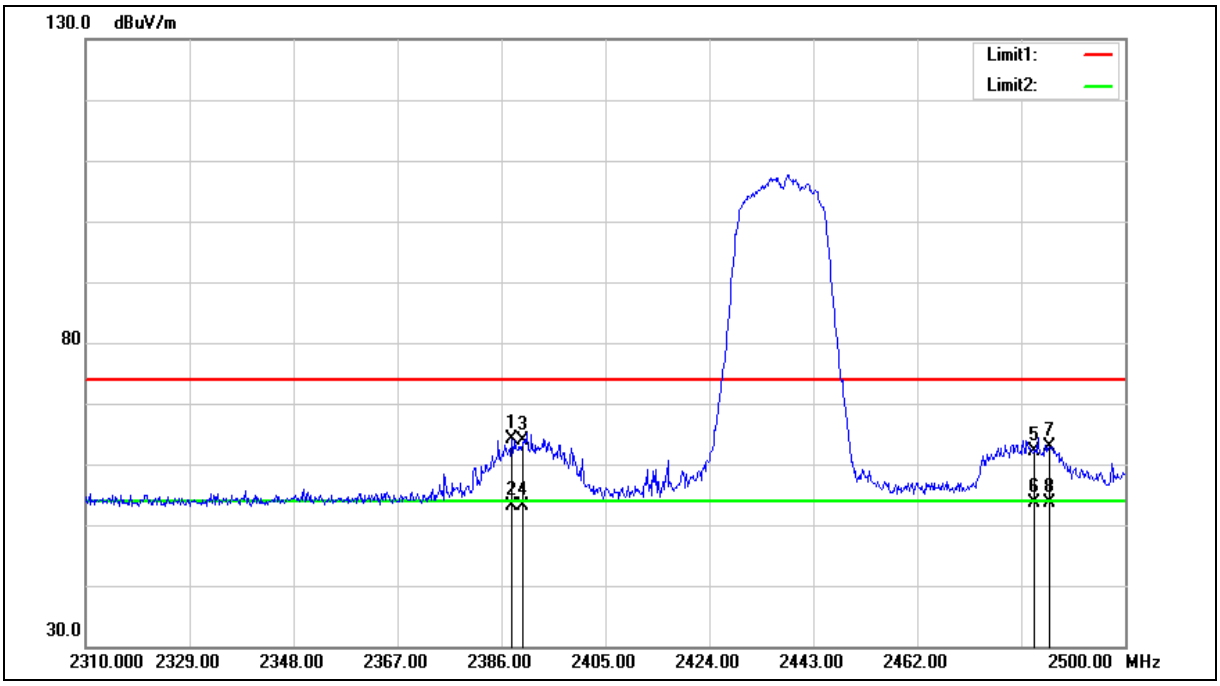

Standard:	FCC Part 15.247	Test Distance:	3 m
Test item:	Band edge	Power:	AC 120 V/60 Hz
Frequency:	2437 MHz	Temp.(℃)/Hum.(%RH):	26(℃)/60 %RH
Mode:	Mode 3		
Ant.Polar.:	Vertical		

No.	Frequency (MHz)	Reading (dBuV)	Correct Factor (dB/m)	Result (dBuV/m)	Limit (dBuV/m)	Margin (dB)	Remark
1	2387.900	65.13	-1.05	64.08	74.00	-9.92	peak
2	2387.900	54.09	-1.05	53.04	54.00	-0.96	AVG
3	2390.000	65.00	-1.05	63.95	74.00	-10.05	peak
4	2390.000	54.12	-1.05	53.07	54.00	-0.93	AVG
5	2483.500	62.89	-0.70	62.19	74.00	-11.81	peak
6	2483.500	54.34	-0.70	53.64	54.00	-0.36	AVG
7	2486.130	63.57	-0.70	62.87	74.00	-11.13	peak
8	2486.130	54.43	-0.70	53.73	54.00	-0.27	AVG

Note:1.Result (dBuV/m) = Correct Factor (dB/m) + Reading(dBuV).

2.Correction factor (dB/m) = Antenna Factor (dB/m) + Cable loss (dB) – Pre-Amplifier gain (dB).

3. When the peak results are less than average limit, so not need to evaluate the average.

Standard:	FCC Part 15.247	Test Distance:	3 m
Test item:	Band edge	Power:	AC 120 V/60 Hz
Frequency:	2462 MHz	Temp.(℃)/Hum.(%RH):	26(℃)/60 %RH
Mode:	Mode 3		
Ant.Polar.:	Horizontal		

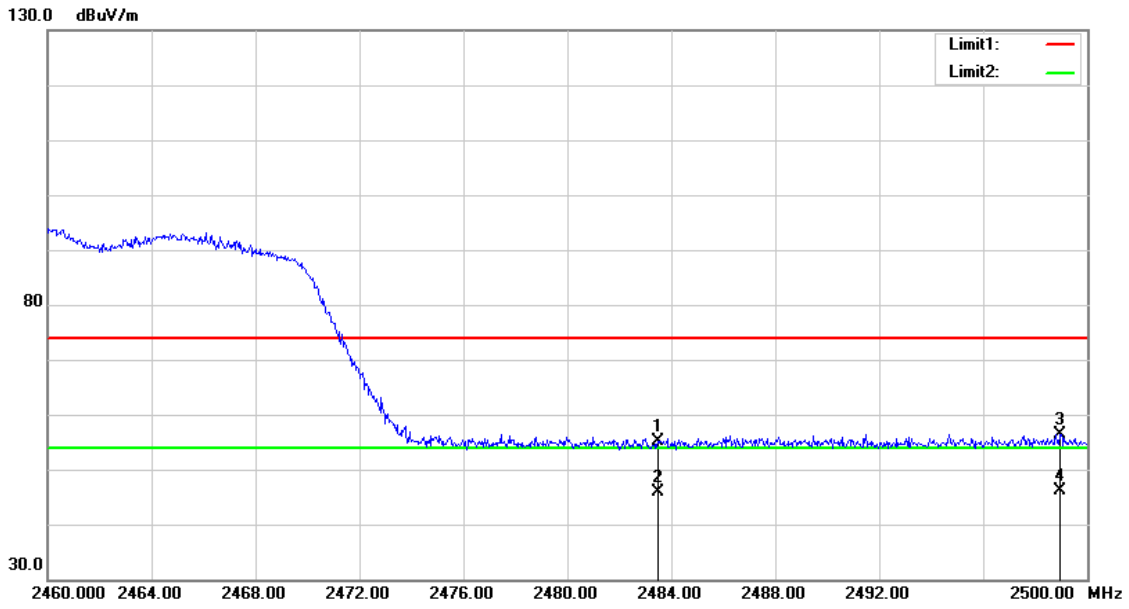

No.	Frequency (MHz)	Reading (dBuV)	Correct Factor (dB/m)	Result (dBuV/m)	Limit (dBuV/m)	Margin (dB)	Remark
1	2483.500	55.79	-0.70	55.09	74.00	-18.91	peak
2	2483.500	46.57	-0.70	45.87	54.00	-8.13	AVG
3	2498.960	57.08	-0.64	56.44	74.00	-17.56	peak
4	2498.960	46.83	-0.64	46.19	54.00	-7.81	AVG

Note:1.Result (dBuV/m) = Correct Factor (dB/m) + Reading(dBuV).

2.Correction factor (dB/m) = Antenna Factor (dB/m) + Cable loss (dB) – Pre-Amplifier gain (dB).

3. When the peak results are less than average limit, so not need to evaluate the average.

Standard:	FCC Part 15.247	Test Distance:	3 m
Test item:	Band edge	Power:	AC 120 V/60 Hz
Frequency:	2462 MHz	Temp.(℃)/Hum.(%RH):	26(℃)/60 %RH
Mode:	Mode 3		
Ant.Polar.:	Vertical		

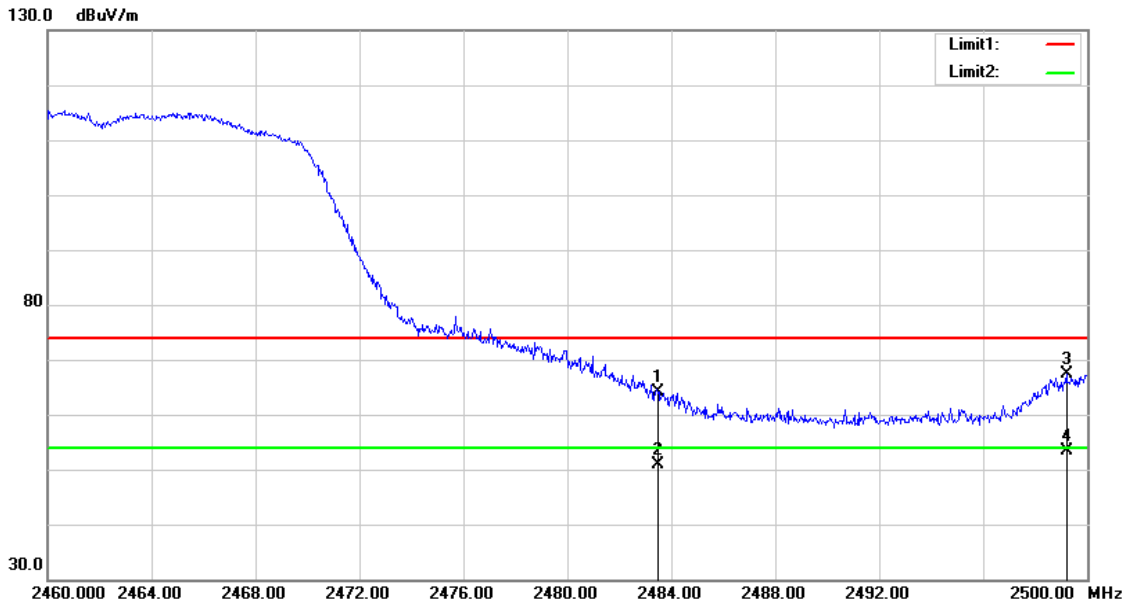

No.	Frequency (MHz)	Reading (dBuV)	Correct Factor (dB/m)	Result (dBuV/m)	Limit (dBuV/m)	Margin (dB)	Remark
1	2483.500	64.75	-0.70	64.05	74.00	-9.95	peak
2	2483.500	51.55	-0.70	50.85	54.00	-3.15	AVG
3	2499.200	68.00	-0.64	67.36	74.00	-6.64	peak
4	2499.200	53.95	-0.64	53.31	54.00	-0.69	AVG

Note:1.Result (dBuV/m) = Correct Factor (dB/m) + Reading(dBuV).

2.Correction factor (dB/m) = Antenna Factor (dB/m) + Cable loss (dB) – Pre-Amplifier gain (dB).

3. When the peak results are less than average limit, so not need to evaluate the average.

Standard:	FCC Part 15.247	Test Distance:	3 m
Test item:	Band edge	Power:	AC 120 V/60 Hz
Frequency:	2412 MHz	Temp.(℃)/Hum.(%RH):	26(℃)/60 %RH
Mode:	Mode 4		
Ant.Polar.:	Horizontal		

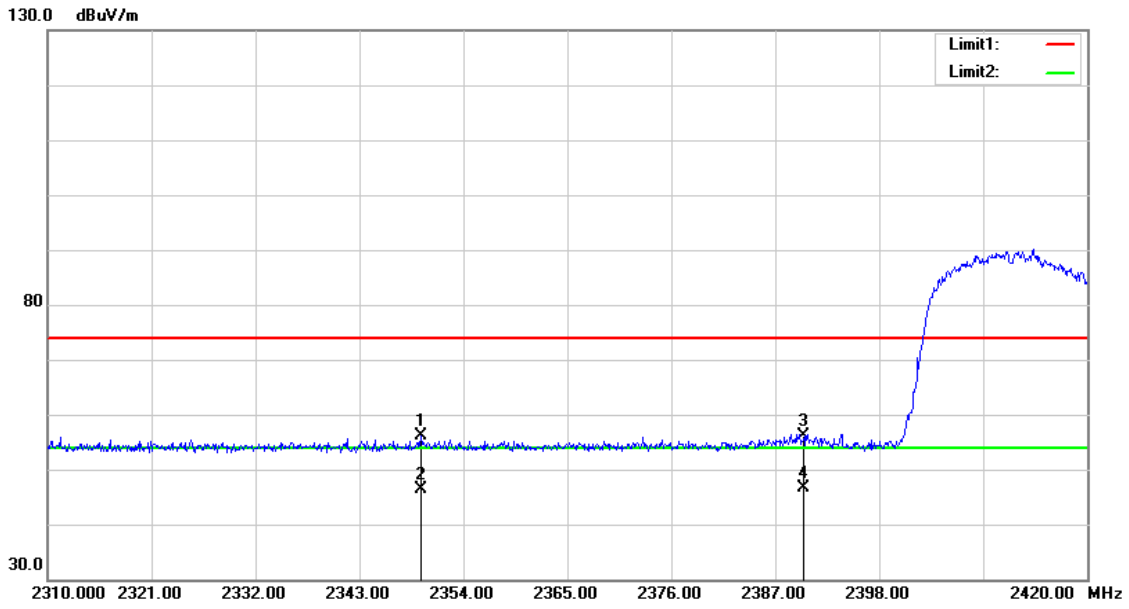

No.	Frequency (MHz)	Reading (dBuV)	Correct Factor (dB/m)	Result (dBuV/m)	Limit (dBuV/m)	Margin (dB)	Remark
1	2349.490	57.25	-1.19	56.06	74.00	-17.94	peak
2	2349.490	47.47	-1.19	46.28	54.00	-7.72	AVG
3	2390.000	57.29	-1.05	56.24	74.00	-17.76	peak
4	2390.000	47.70	-1.05	46.65	54.00	-7.35	AVG

Note:1.Result (dBuV/m) = Correct Factor (dB/m) + Reading(dBuV).

2.Correction factor (dB/m) = Antenna Factor (dB/m) + Cable loss (dB) – Pre-Amplifier gain (dB).

3. When the peak results are less than average limit, so not need to evaluate the average.

Standard:	FCC Part 15.247	Test Distance:	3 m
Test item:	Band edge	Power:	AC 120 V/60 Hz
Frequency:	2412 MHz	Temp.(℃)/Hum.(%RH):	26(℃)/60 %RH
Mode:	Mode 4		
Ant.Polar.:	Vertical		

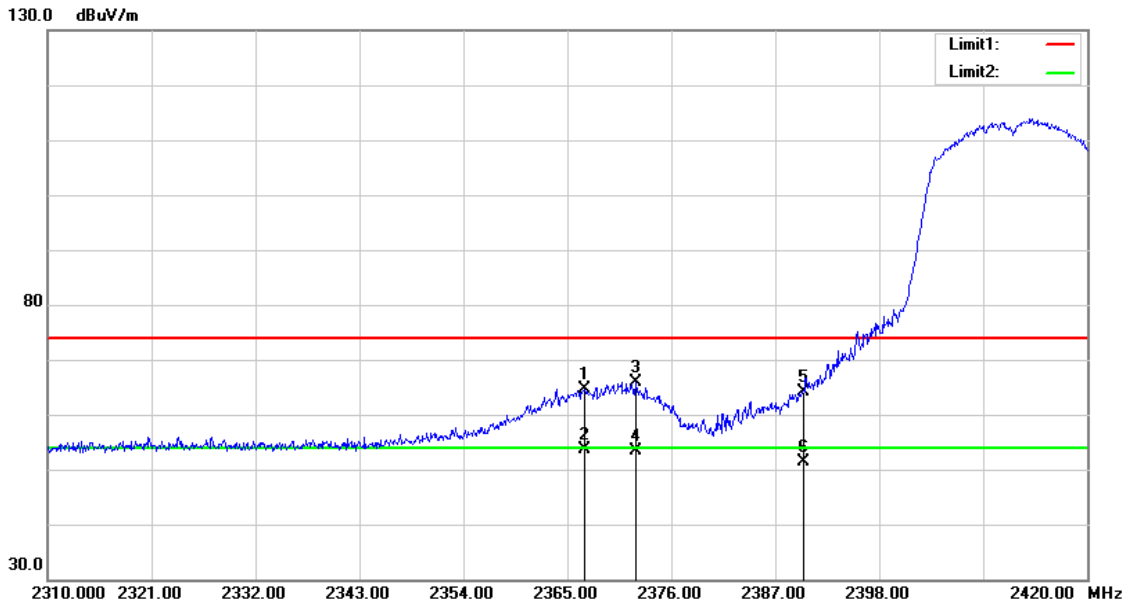

No.	Frequency (MHz)	Reading (dBuV)	Correct Factor (dB/m)	Result (dBuV/m)	Limit (dBuV/m)	Margin (dB)	Remark
1	2366.870	65.73	-1.13	64.60	74.00	-9.40	peak
2	2366.870	54.76	-1.13	53.63	54.00	-0.37	AVG
3	2372.260	66.95	-1.10	65.85	74.00	-8.15	peak
4	2372.260	54.42	-1.10	53.32	54.00	-0.68	AVG
5	2390.000	65.14	-1.05	64.09	74.00	-9.91	peak
6	2390.000	52.37	-1.05	51.32	54.00	-2.68	AVG

Note:1.Result (dBuV/m) = Correct Factor (dB/m) + Reading(dBuV).

2.Correction factor (dB/m) = Antenna Factor (dB/m) + Cable loss (dB) – Pre-Amplifier gain (dB).

3. When the peak results are less than average limit, so not need to evaluate the average.

Standard:	FCC Part 15.247	Test Distance:	3 m
Test item:	Band edge	Power:	AC 120 V/60 Hz
Frequency:	2437 MHz	Temp.(℃)/Hum.(%RH):	26(℃)/60 %RH
Mode:	Mode 4		
Ant.Polar.:	Horizontal		

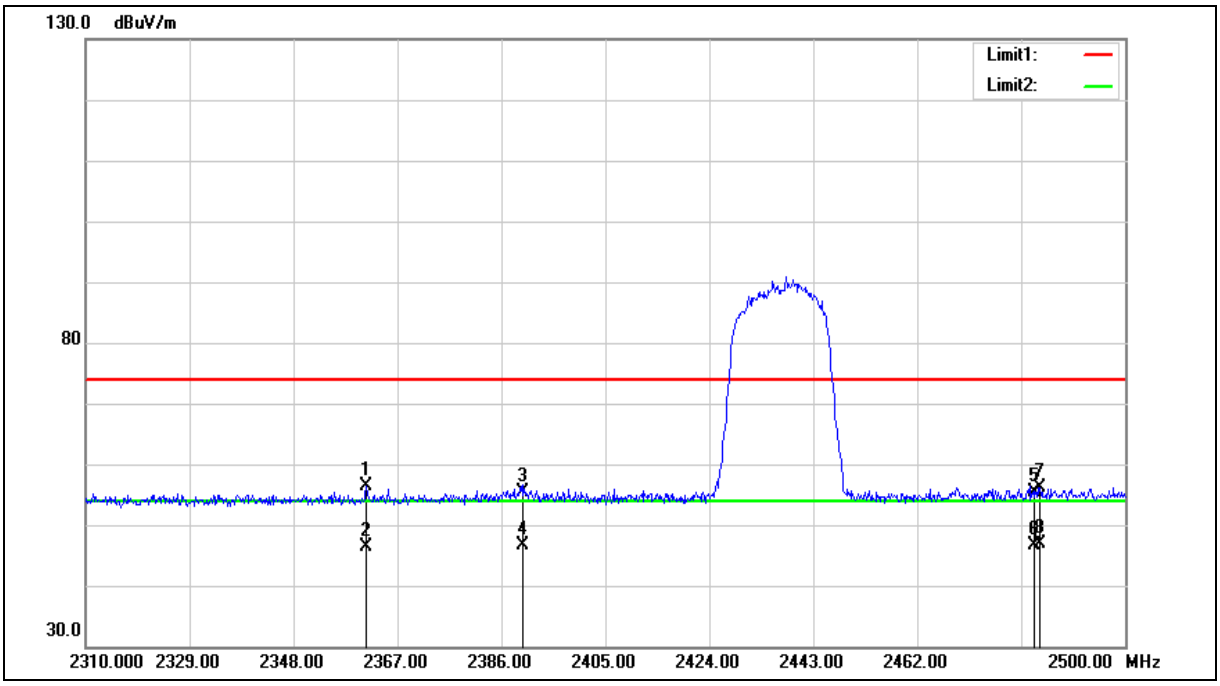

Standard:	FCC Part 15.247	Test Distance:	3 m
Test item:	Band edge	Power:	AC 120 V/60 Hz
Frequency:	2437 MHz	Temp.(℃)/Hum.(%RH):	26(℃)/60 %RH
Mode:	Mode 4		
Ant.Polar.:	Horizontal		

No.	Frequency (MHz)	Reading (dBuV)	Correct Factor (dB/m)	Result (dBuV/m)	Limit (dBuV/m)	Margin (dB)	Remark
1	2361.300	57.51	-1.15	56.36	74.00	-17.64	peak
2	2361.300	47.57	-1.15	46.42	54.00	-7.58	AVG
3	2390.000	56.45	-1.05	55.40	74.00	-18.60	peak
4	2390.000	47.59	-1.05	46.54	54.00	-7.46	AVG
5	2483.500	55.99	-0.70	55.29	74.00	-18.71	peak
6	2483.500	47.30	-0.70	46.60	54.00	-7.40	AVG
7	2484.420	56.83	-0.70	56.13	74.00	-17.87	peak
8	2484.420	47.57	-0.70	46.87	54.00	-7.13	AVG

Note:1.Result (dBuV/m) = Correct Factor (dB/m) + Reading(dBuV).

2.Correction factor (dB/m) = Antenna Factor (dB/m) + Cable loss (dB) – Pre-Amplifier gain (dB).

3. When the peak results are less than average limit, so not need to evaluate the average.

Standard:	FCC Part 15.247	Test Distance:	3 m
Test item:	Band edge	Power:	AC 120 V/60 Hz
Frequency:	2437 MHz	Temp.(℃)/Hum.(%RH):	26(℃)/60 %RH
Mode:	Mode 4		
Ant.Polar.:	Vertical		

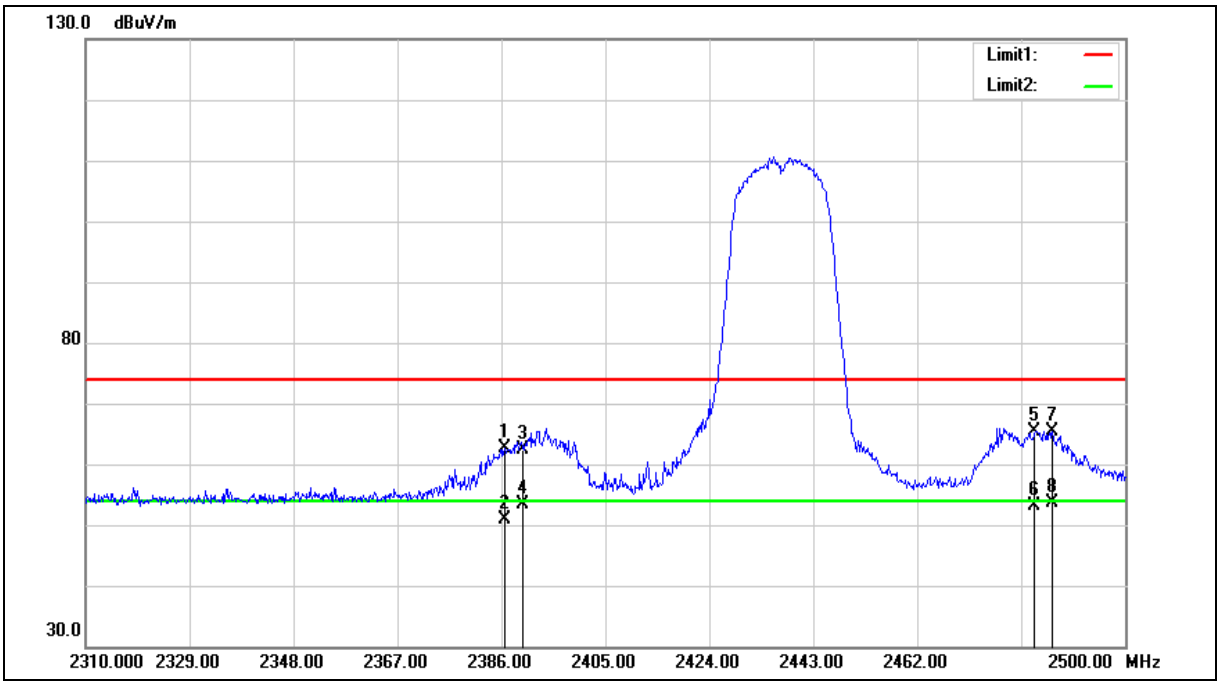

Standard:	FCC Part 15.247	Test Distance:	3 m
Test item:	Band edge	Power:	AC 120 V/60 Hz
Frequency:	2437 MHz	Temp.(℃)/Hum.(%RH):	26(℃)/60 %RH
Mode:	Mode 4		
Ant.Polar.:	Vertical		

No.	Frequency (MHz)	Reading (dBuV)	Correct Factor (dB/m)	Result (dBuV/m)	Limit (dBuV/m)	Margin (dB)	Remark
1	2386.570	63.62	-1.06	62.56	74.00	-11.44	peak
2	2386.570	51.91	-1.06	50.85	54.00	-3.15	AVG
3	2390.000	63.52	-1.05	62.47	74.00	-11.53	peak
4	2390.000	54.38	-1.05	53.33	54.00	-0.67	AVG
5	2483.500	66.06	-0.70	65.36	74.00	-8.64	peak
6	2483.500	53.76	-0.70	53.06	54.00	-0.94	AVG
7	2486.700	66.08	-0.69	65.39	74.00	-8.61	peak
8	2486.700	54.20	-0.69	53.51	54.00	-0.49	AVG

Note:1.Result (dBuV/m) = Correct Factor (dB/m) + Reading(dBuV).

2.Correction factor (dB/m) = Antenna Factor (dB/m) + Cable loss (dB) – Pre-Amplifier gain (dB).

3. When the peak results are less than average limit, so not need to evaluate the average.

Standard:	FCC Part 15.247	Test Distance:	3 m
Test item:	Band edge	Power:	AC 120 V/60 Hz
Frequency:	2462 MHz	Temp.(℃)/Hum.(%RH):	26(℃)/60 %RH
Mode:	Mode 4		
Ant.Polar.:	Horizontal		

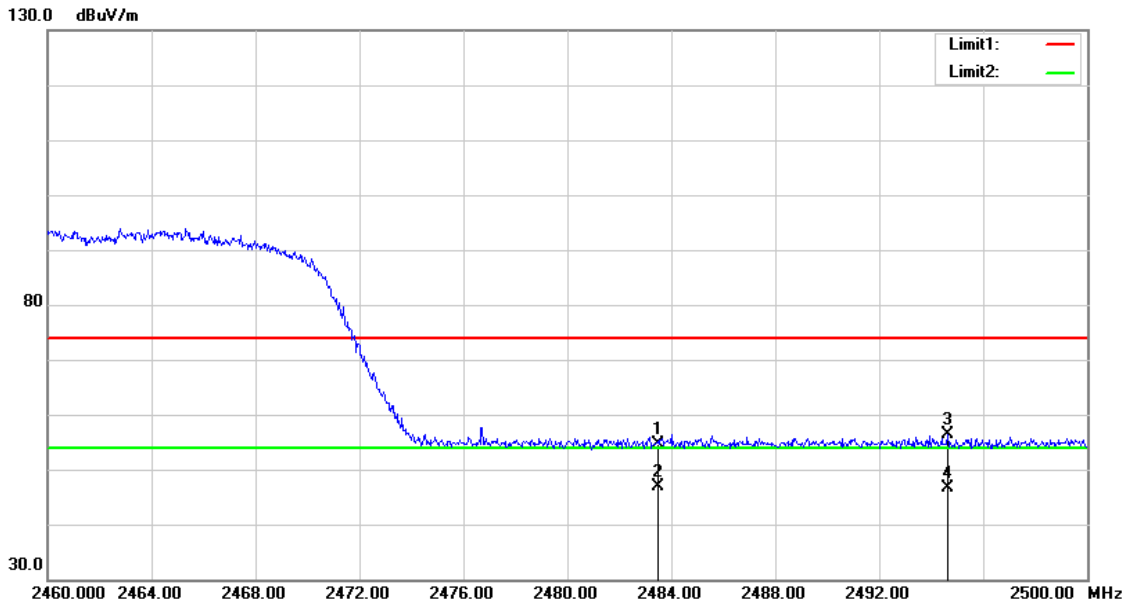

No.	Frequency (MHz)	Reading (dBuV)	Correct Factor (dB/m)	Result (dBuV/m)	Limit (dBuV/m)	Margin (dB)	Remark
1	2483.500	55.31	-0.70	54.61	74.00	-19.39	peak
2	2483.500	47.49	-0.70	46.79	54.00	-7.21	AVG
3	2494.640	56.97	-0.66	56.31	74.00	-17.69	peak
4	2494.640	47.18	-0.66	46.52	54.00	-7.48	AVG

Note:1.Result (dBuV/m) = Correct Factor (dB/m) + Reading(dBuV).

2.Correction factor (dB/m) = Antenna Factor (dB/m) + Cable loss (dB) – Pre-Amplifier gain (dB).

3. When the peak results are less than average limit, so not need to evaluate the average.

Standard:	FCC Part 15.247	Test Distance:	3 m
Test item:	Band edge	Power:	AC 120 V/60 Hz
Frequency:	2462 MHz	Temp.(℃)/Hum.(%RH):	26(℃)/60 %RH
Mode:	Mode 4		
Ant.Polar.:	Vertical		

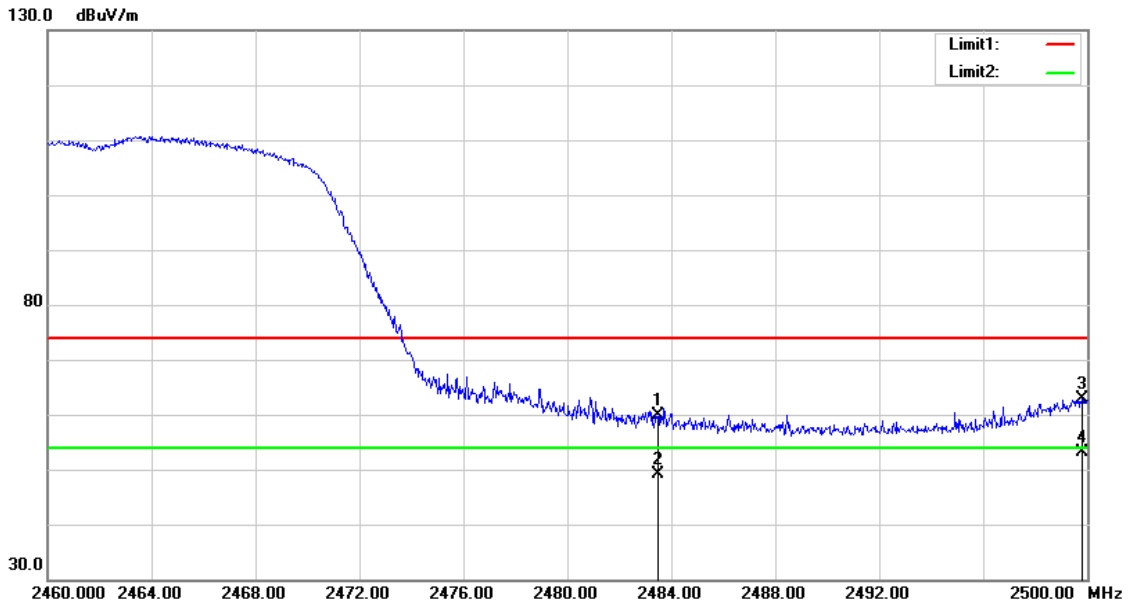

No.	Frequency (MHz)	Reading (dBuV)	Correct Factor (dB/m)	Result (dBuV/m)	Limit (dBuV/m)	Margin (dB)	Remark
1	2483.500	60.59	-0.70	59.89	74.00	-14.11	peak
2	2483.500	49.78	-0.70	49.08	54.00	-4.92	AVG
3	2499.800	63.54	-0.64	62.90	74.00	-11.10	peak
4	2499.800	53.89	-0.64	53.25	54.00	-0.75	AVG

Note:1.Result (dBuV/m) = Correct Factor (dB/m) + Reading(dBuV).

2.Correction factor (dB/m) = Antenna Factor (dB/m) + Cable loss (dB) – Pre-Amplifier gain (dB).

3. When the peak results are less than average limit, so not need to evaluate the average.

Standard:	FCC Part 15.247	Test Distance:	3 m
Test item:	Band edge	Power:	AC 120 V/60 Hz
Frequency:	2422 MHz	Temp.(℃)/Hum.(%RH):	26(℃)/60 %RH
Mode:	Mode 5		
Ant.Polar.:	Horizontal		

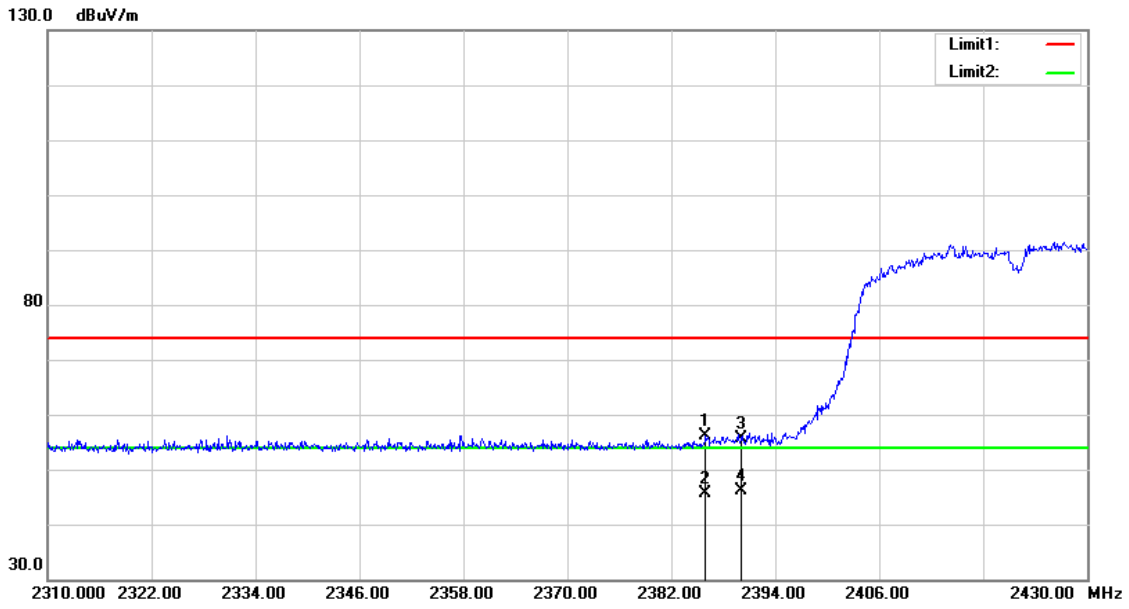

No.	Frequency (MHz)	Reading (dBuV)	Correct Factor (dB/m)	Result (dBuV/m)	Limit (dBuV/m)	Margin (dB)	Remark
1	2385.960	57.26	-1.07	56.19	74.00	-17.81	peak
2	2385.960	46.80	-1.07	45.73	54.00	-8.27	AVG
3	2390.000	56.72	-1.05	55.67	74.00	-18.33	peak
4	2390.000	47.15	-1.05	46.10	54.00	-7.90	AVG

Note:1.Result (dBuV/m) = Correct Factor (dB/m) + Reading(dBuV).

2.Correction factor (dB/m) = Antenna Factor (dB/m) + Cable loss (dB) – Pre-Amplifier gain (dB).

3. When the peak results are less than average limit, so not need to evaluate the average.

Standard:	FCC Part 15.247	Test Distance:	3 m
Test item:	Band edge	Power:	AC 120 V/60 Hz
Frequency:	2422 MHz	Temp.(℃)/Hum.(%RH):	26(℃)/60 %RH
Mode:	Mode 5		
Ant.Polar.:	Vertical		

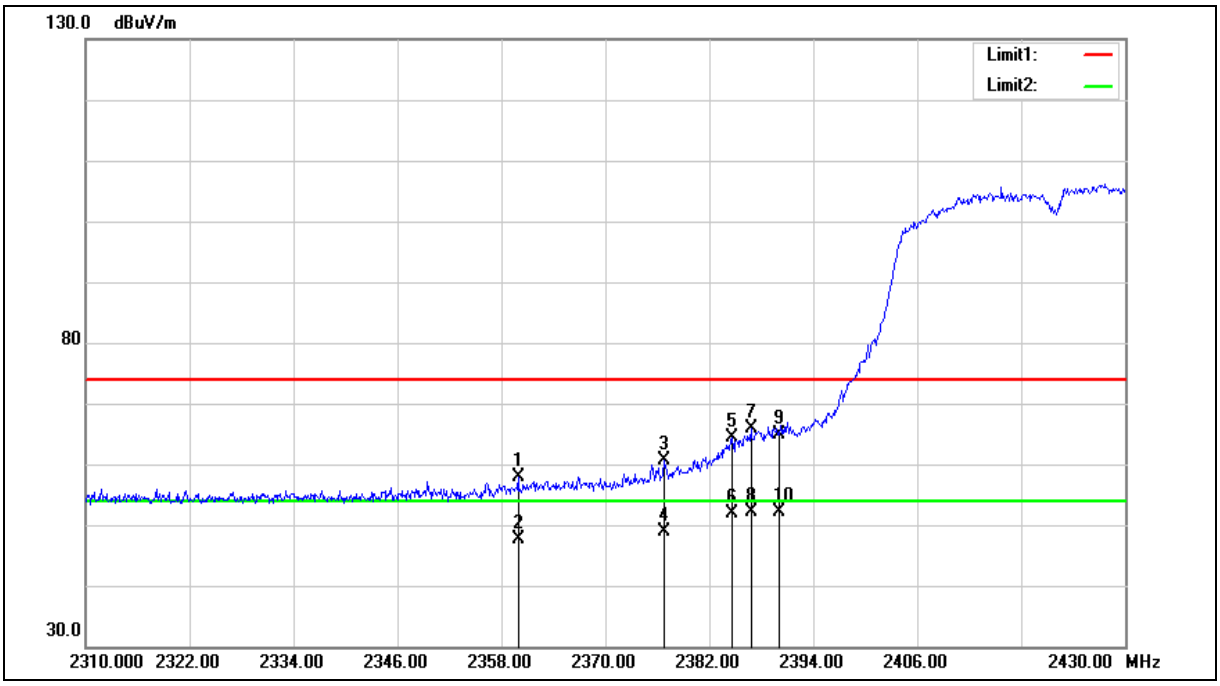

Standard:	FCC Part 15.247	Test Distance:	3 m
Test item:	Band edge	Power:	AC 120 V/60 Hz
Frequency:	2422 MHz	Temp.(℃)/Hum.(%RH):	26(℃)/60 %RH
Mode:	Mode 5		
Ant.Polar.:	Vertical		

No.	Frequency (MHz)	Reading (dBuV)	Correct Factor (dB/m)	Result (dBuV/m)	Limit (dBuV/m)	Margin (dB)	Remark
1	2359.920	58.91	-1.15	57.76	74.00	-16.24	peak
2	2359.920	48.80	-1.15	47.65	54.00	-6.35	AVG
3	2376.840	61.76	-1.10	60.66	74.00	-13.34	peak
4	2376.840	50.08	-1.10	48.98	54.00	-5.02	AVG
5	2384.640	65.41	-1.07	64.34	74.00	-9.66	peak
6	2384.640	53.01	-1.07	51.94	54.00	-2.06	AVG
7	2386.800	67.01	-1.06	65.95	74.00	-8.05	peak
8	2386.800	53.27	-1.06	52.21	54.00	-1.79	AVG
9	2390.000	65.96	-1.05	64.91	74.00	-9.09	peak
10	2390.000	53.10	-1.05	52.05	54.00	-1.95	AVG

Note:1.Result (dBuV/m) = Correct Factor (dB/m) + Reading(dBuV).

2.Correction factor (dB/m) = Antenna Factor (dB/m) + Cable loss (dB) – Pre-Amplifier gain (dB).

3. When the peak results are less than average limit, so not need to evaluate the average.

Standard:	FCC Part 15.247	Test Distance:	3 m
Test item:	Band edge	Power:	AC 120 V/60 Hz
Frequency:	2437 MHz	Temp.(℃)/Hum.(%RH):	26(℃)/60 %RH
Mode:	Mode 5		
Ant.Polar.:	Horizontal		

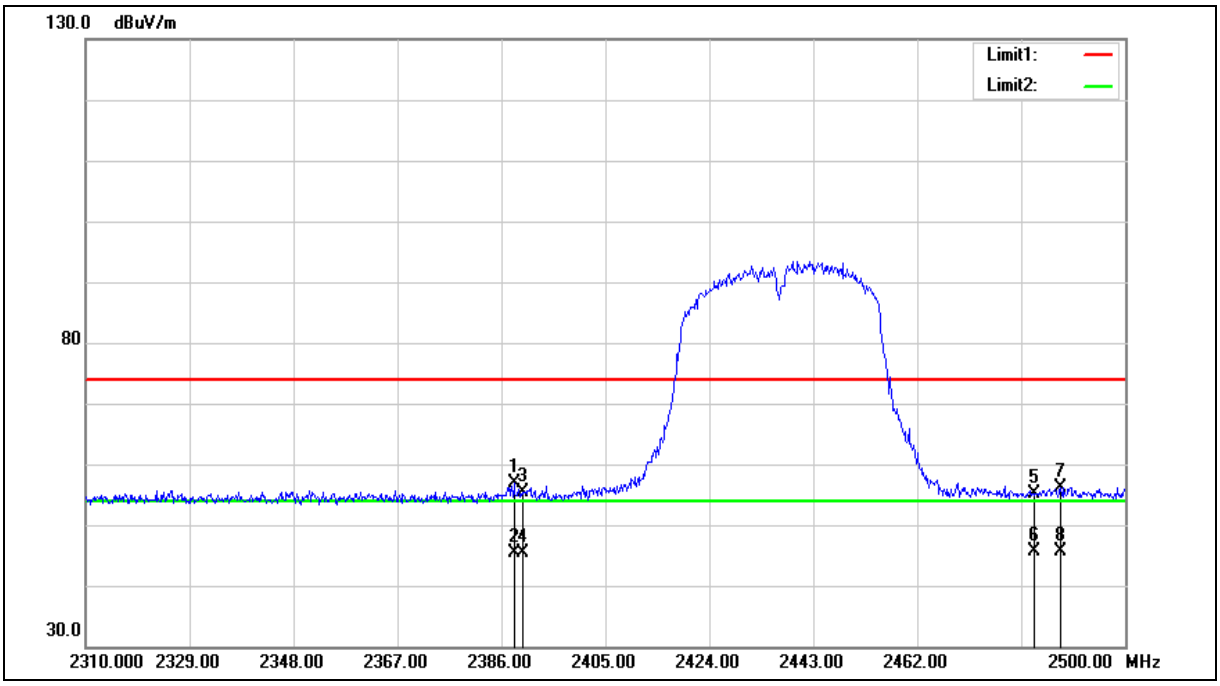

Standard:	FCC Part 15.247	Test Distance:	3 m
Test item:	Band edge	Power:	AC 120 V/60 Hz
Frequency:	2437 MHz	Temp.(℃)/Hum.(%RH):	26(℃)/60 %RH
Mode:	Mode 5		
Ant.Polar.:	Horizontal		

No.	Frequency (MHz)	Reading (dBuV)	Correct Factor (dB/m)	Result (dBuV/m)	Limit (dBuV/m)	Margin (dB)	Remark
1	2388.280	57.95	-1.05	56.90	74.00	-17.10	peak
2	2388.280	46.42	-1.05	45.37	54.00	-8.63	AVG
3	2390.000	56.38	-1.05	55.33	74.00	-18.67	peak
4	2390.000	46.35	-1.05	45.30	54.00	-8.70	AVG
5	2483.500	55.90	-0.70	55.20	74.00	-18.80	peak
6	2483.500	46.22	-0.70	45.52	54.00	-8.48	AVG
7	2488.220	56.86	-0.68	56.18	74.00	-17.82	peak
8	2488.220	46.35	-0.68	45.67	54.00	-8.33	AVG

Note:1.Result (dBuV/m) = Correct Factor (dB/m) + Reading(dBuV).

2.Correction factor (dB/m) = Antenna Factor (dB/m) + Cable loss (dB) – Pre-Amplifier gain (dB).

3. When the peak results are less than average limit, so not need to evaluate the average.

Standard:	FCC Part 15.247	Test Distance:	3 m
Test item:	Band edge	Power:	AC 120 V/60 Hz
Frequency:	2437 MHz	Temp.(℃)/Hum.(%RH):	26(℃)/60 %RH
Mode:	Mode 5		
Ant.Polar.:	Vertical		

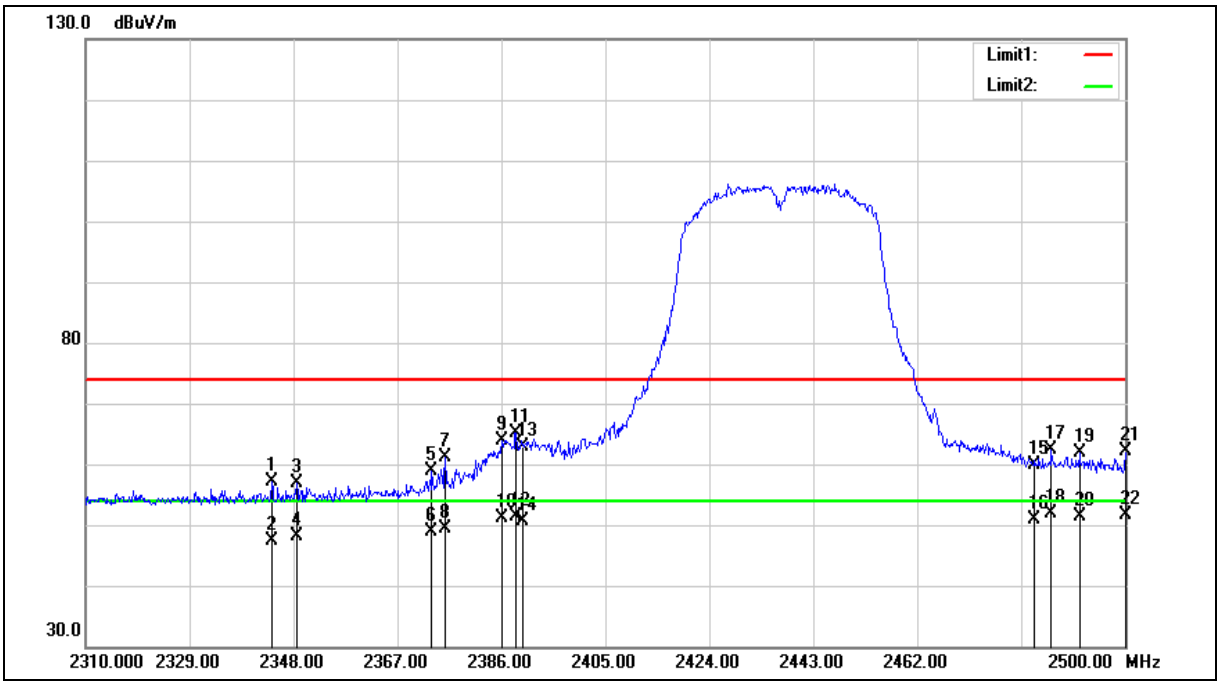

Standard:	FCC Part 15.247	Test Distance:	3 m
Test item:	Band edge	Power:	AC 120 V/60 Hz
Frequency:	2437 MHz	Temp.(℃)/Hum.(%RH):	26(℃)/60 %RH
Mode:	Mode 5		
Ant.Polar.:	Vertical		

No.	Frequency (MHz)	Reading (dBuV)	Correct Factor (dB/m)	Result (dBuV/m)	Limit (dBuV/m)	Margin (dB)	Remark
1	2344.010	58.24	-1.22	57.02	74.00	-16.98	peak
2	2344.010	48.72	-1.22	47.50	54.00	-6.50	AVG
3	2348.570	58.07	-1.19	56.88	74.00	-17.12	peak
4	2348.570	49.40	-1.19	48.21	54.00	-5.79	AVG
5	2373.270	59.90	-1.10	58.80	74.00	-15.20	peak
6	2373.270	49.91	-1.10	48.81	54.00	-5.19	AVG
7	2375.740	62.16	-1.10	61.06	74.00	-12.94	peak
8	2375.740	50.51	-1.10	49.41	54.00	-4.59	AVG
9	2386.190	65.07	-1.07	64.00	74.00	-10.00	peak
10	2386.190	52.24	-1.07	51.17	54.00	-2.83	AVG
11	2388.660	66.25	-1.05	65.20	74.00	-8.80	peak
12	2388.660	52.55	-1.05	51.50	54.00	-2.50	AVG
13	2390.000	63.94	-1.05	62.89	74.00	-11.11	peak
14	2390.000	51.70	-1.05	50.65	54.00	-3.35	AVG
15	2483.500	60.57	-0.70	59.87	74.00	-14.13	peak
16	2483.500	51.68	-0.70	50.98	54.00	-3.02	AVG
17	2486.510	62.98	-0.70	62.28	74.00	-11.72	peak
18	2486.510	52.55	-0.70	51.85	54.00	-2.15	AVG
19	2491.640	62.55	-0.67	61.88	74.00	-12.12	peak
20	2491.640	52.07	-0.67	51.40	54.00	-2.60	AVG
21	2500.000	62.69	-0.64	62.05	74.00	-11.95	peak
22	2500.000	52.36	-0.64	51.72	54.00	-2.28	AVG

Note:1.Result (dBuV/m) = Correct Factor (dB/m) + Reading(dBuV).

2.Correction factor (dB/m) = Antenna Factor (dB/m) + Cable loss (dB) – Pre-Amplifier gain (dB).

3. When the peak results are less than average limit, so not need to evaluate the average.

Standard:	FCC Part 15.247	Test Distance:	3 m
Test item:	Band edge	Power:	AC 120 V/60 Hz
Frequency:	2452 MHz	Temp.(℃)/Hum.(%RH):	26(℃)/60 %RH
Mode:	Mode 5		
Ant.Polar.:	Horizontal		

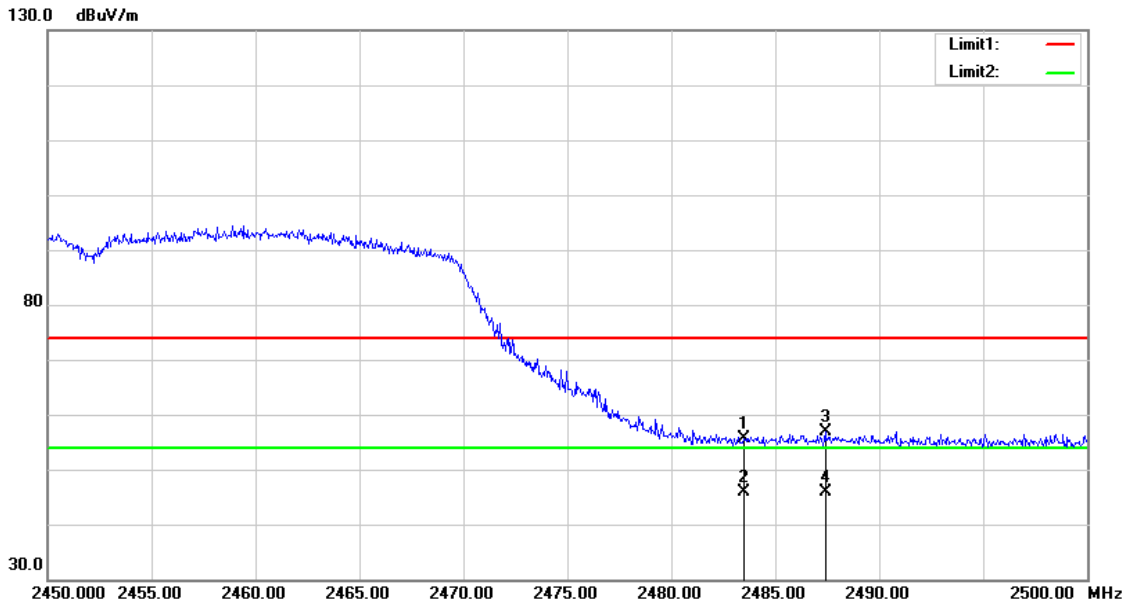

No.	Frequency (MHz)	Reading (dBuV)	Correct Factor (dB/m)	Result (dBuV/m)	Limit (dBuV/m)	Margin (dB)	Remark
1	2483.500	56.31	-0.70	55.61	74.00	-18.39	peak
2	2483.500	46.51	-0.70	45.81	54.00	-8.19	AVG
3	2487.400	57.61	-0.69	56.92	74.00	-17.08	peak
4	2487.400	46.66	-0.69	45.97	54.00	-8.03	AVG

Note:1.Result (dBuV/m) = Correct Factor (dB/m) + Reading(dBuV).

2.Correction factor (dB/m) = Antenna Factor (dB/m) + Cable loss (dB) – Pre-Amplifier gain (dB).

3. When the peak results are less than average limit, so not need to evaluate the average.

Standard:	FCC Part 15.247	Test Distance:	3 m
Test item:	Band edge	Power:	AC 120 V/60 Hz
Frequency:	2452 MHz	Temp.(℃)/Hum.(%RH):	26(℃)/60 %RH
Mode:	Mode 5		
Ant.Polar.:	Vertical		

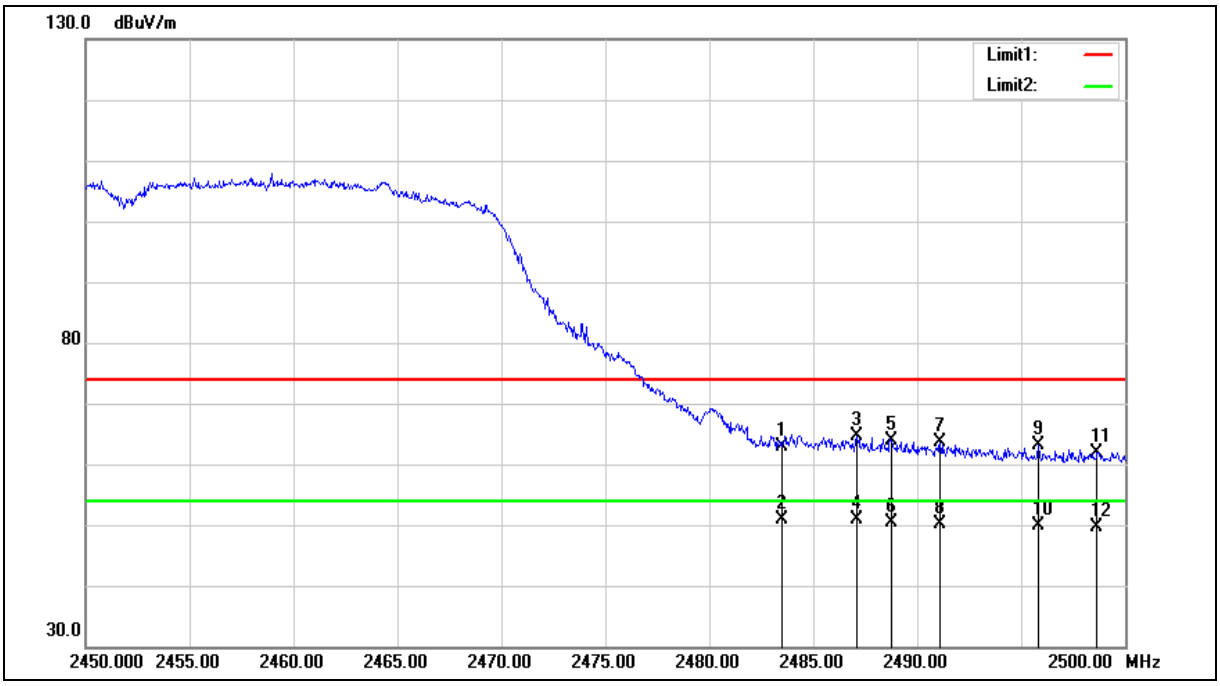

Standard:	FCC Part 15.247	Test Distance:	3 m
Test item:	Band edge	Power:	AC 120 V/60 Hz
Frequency:	2452 MHz	Temp.(℃)/Hum.(%RH):	26(℃)/60 %RH
Mode:	Mode 5		
Ant.Polar.:	Vertical		

No.	Frequency (MHz)	Reading (dBuV)	Correct Factor (dB/m)	Result (dBuV/m)	Limit (dBuV/m)	Margin (dB)	Remark
1	2483.500	63.60	-0.70	62.90	74.00	-11.10	peak
2	2483.500	51.63	-0.70	50.93	54.00	-3.07	AVG
3	2487.100	65.28	-0.69	64.59	74.00	-9.41	peak
4	2487.100	51.46	-0.69	50.77	54.00	-3.23	AVG
5	2488.750	64.56	-0.68	63.88	74.00	-10.12	peak
6	2488.750	51.02	-0.68	50.34	54.00	-3.66	AVG
7	2491.100	64.20	-0.67	63.53	74.00	-10.47	peak
8	2491.100	50.72	-0.67	50.05	54.00	-3.95	AVG
9	2495.800	63.73	-0.66	63.07	74.00	-10.93	peak
10	2495.800	50.54	-0.66	49.88	54.00	-4.12	AVG
11	2498.650	62.63	-0.64	61.99	74.00	-12.01	peak
12	2498.650	50.21	-0.64	49.57	54.00	-4.43	AVG

Note:1.Result (dBuV/m) = Correct Factor (dB/m) + Reading(dBuV).

2.Correction factor (dB/m) = Antenna Factor (dB/m) + Cable loss (dB) – Pre-Amplifier gain (dB).

3. When the peak results are less than average limit, so not need to evaluate the average.