61.45 mm

80 mm

A68 Pro

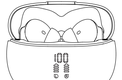

User Manual

01

Accessories

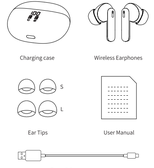

02

Usage tips

Please read this manual carefully before using.

●Charge the earphone while it is wet with sweat, etc., the charging terminals will be corroded.Pls wipe off moisture with a dry soft cloth, and let it dry naturally before recharging.

●Don't leave the earphone in the pocket when washing clothes such as pants, shirts, etc.

03

Tips

▲If the indicator lights of two earbuds flash quickly, it indicates that the L and R earbuds are not actively paired.

Solution:

Step 1: Turn off your mobile's Bluetooth.

Step 2: Put the two earphones back into the charging case and close the lid.

Step 3: Take out the two earphones and place them on the table at the same time, wait for 15s to pair automatically.

Step 4: If still not working, quickly 5-click both earphones in the power-on state, the headset will be turned off. After restarting, the pairing history information is cleared.

04

Product Details

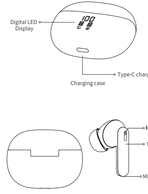

05

Product Usage

▲Use the original charging cable to charge.Fast charging are prohibited.

▲Charge the charging case firstly before using earphones for first time.

●When the charging case under charging, the digital LED screen shows the power status with light flashes. The light will stay on when fully charged.

●When earphones under charging, the indicator light of earphones will stay on (screen light of charging case flashes) and all lights will be off when fully charged.

Power on

1. Open the lid of the case , earbuds will power on automatically.
2. In power-off state, long press two earbuds for 3 seconds to power on.

Power off

1.Put the earbuds into the case then close,the earbuds will power off.
2.Long press two earbuds for 5 seconds to power off.

06

Bluetooth Pairing

Take out earphones and search "A68 Pro " on your mobile to connect.

How to Wear

Take the earphones out and put them in the ears, and wiggle them slightly for the best fit and comfort.

07

Left Earphone Function

08

Right Earphone Function

09

Call Function

Earphone charging

Put the earphone into the charging case to charge when it indicates low power.

Product Specification

- Bluetooth Version: V5.3
- Talk time: 4hours
- Stand-by time: 180 days
- Charging time: 1.5 hours
- Battery capacity: 33 mAh
- Charging voltage: DC 5V
- Music playtime: 6-8 hours
- Transmission distance: 10m –15m
- Frequency Response: 20-20000 Hz
- Charging case battery: 300 mAh

10

Safety Information

Before using and operating the earphones, please read and follow the below precautions to ensure the best performance of it and to avoid dangerous or illegal situations.

Hearing Loss

- Listening to sound at high volume may permanently damage your hearing.

When you use earphones to listen to music or calls, it is recommended to use the minimum volume required for music or calls to avoid hurting your hearing.

- Exposure to highlevel volume while driving, driving attention may be distracted and cause accidents.

Operating Environment

- Do not use the device in dusty, sharp, compact or near magnetic fields to avoid failure of the circuit or short circuit of the device.
- When installing the device, please keep away from strong magnetic fields or electrical appliances with strong magnetic fields, such as ovens and refrigerators.
- Do not use the device in thunderstorm weather. Thunderstorm weather may cause equipment failure or electric shock hazard.
- Please use the device within a temperature range of-10 °C ~ + 55 °C, and store the device and its accessories within a temperature range of-40C ~ + 70 °C. When the ambient temperature is too high or too low, it may cause device function failure. When the temperature is below 5 °C, the performance of the battery is limited.
- Do not place the device in direct sunlight, such as the dashboard or window sill of a car.
- Do not place the device near heating sources or exposed fire sources, such as electric heaters, water heaters, stoves, candles, or other places that may generate high temperatures.
- Do not place sharp metal objects such as pins near the device's earpiece or speaker, otherwise the metal objects may adhere and cause injury to you.

Child health

- This device and its accessories may contain some small parts. Keep the device and its accessories in a place out of children's reach. Children may inadvertently damage the device and its accessories, or swallow small parts, causing suffocation or other hazards.

11

- This device is not a toy, children should use this device under adult supervision.

Battery safety

- Do not disassemble or modify the battery, or immerse in water or other liquids, to avoid fire, explosion or other dangerous situations.
- Do not drop, crush or puncture the battery. It can cause internal short circuits and overheating.
- This device is equipped with a nonremovable built-in battery.
- Do not replace the battery yourself to avoid damage to the battery or device.

Charger safety

- When charging the device, the power socket should be installed near the device and should be easily accessible.
- When charging is completed or not charging, disconnect the charger from the device and unplug the charger from the power outlet.

Precautions

1. The earphones should be stored in a dry/ventilated environment and avoid contacting with oil, water vapor, steam, moisture and dust to prevent the performance of the product.
2. Avoid using harsh organic solvents or items containing these ingredients to clean the earphones.
3. The earphones should be used correctly according to the requirements, and pay attention to the effect of the environment on the product. Make sure the connection is smooth and recommend a distance between them within 10 meters.
4. If the earphone failed to connect or with poorly connection, please do not dismantle them or the accessories privately. Otherwise no warranty.
5. When charging the earphones, please use the standard car charger or the charger specified by our company.
6. To ensure the normal use of the earphones, please make sure they are fully charged.

12

FCC Warning

This device complies with Part 15 of the FCC Rules. Operation is subject to the following two conditions:

(1) This device may not cause harmful interference, and (2) this device must accept any interference received, including interference that may cause undesired operation.

NOTE 1: This equipment has been tested and found to comply with the limits for a Class B digital device, pursuant to part 15 of the FCC Rules. These limits are designed to provide reasonable protection against harmful interference in a residential installation. This equipment generates, uses and can radiate radio frequency energy and, if not installed and used in accordance with the instructions, may cause harmful interference to radio communications. However, there is no guarantee that interference will not occur in a particular installation. If this equipment does cause harmful interference to radio or television reception, which can be determined by turning the equipment off and on, the user is encouraged to try to correct the interference by one or more of the following measures:

- Reorient or relocate the receiving antenna.

-Increase the separation between the equipment and receiver.

-Connect the equipment into an outlet on a circuit different from that to which the receiver is connected.

-Consult the dealer or an experienced radio/TV technician for help.

NOTE 2: Any changes or modifications to this unit not expressly approved by the party responsible for compliance could void the user's authority to operate the equipment.

The device has been evaluated to meet general RF exposure requirement. The device can be used in portable exposure condition without restriction.

说明书	
材　质	105克 双铜版纸
尺　寸	61.45*80MM