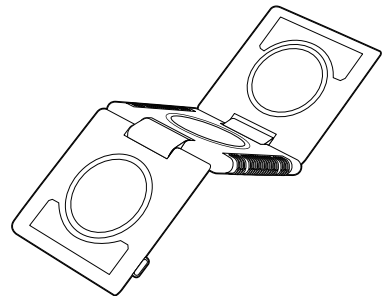


AMPERE™

UNRAVEL™

AW+ | 3+1

FAST WIRELESS CHARGING, ANYWHERE.



To learn more go to,
[amperetech.co](https://www.amperetech.co)

To register your product, go to,
register.amperetech.co

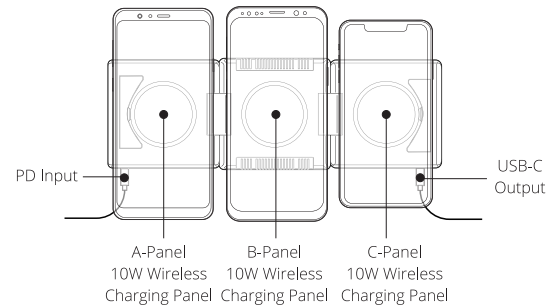
Welcome Message from Ampere

Thank you for purchasing Unravel! Unravel comes in two versions: Unravel 3+1 and Unravel AW+. We designed these two versions to provide users with a product that fits their charging needs and lifestyle.

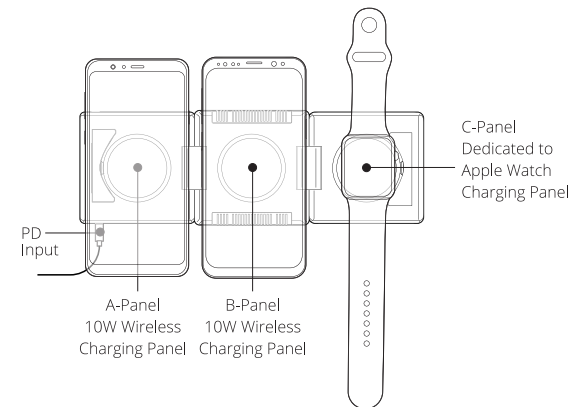
Both models use Unravel's unique three panel design that allows you to charge three wireless charging devices simultaneously and also charge in three different orientations: stacked, flat, and triangle.

The wireless charging panels automatically charge on contact. So simply plug in Unravel and set your wireless-charging device on the panel to begin charging. There are no buttons to press to activate the charge and, because it has a low standby current, feel free to leave your Unravel plugged in day and night.

3+1



AW+



Features

Fast charging - Unravel panels have fast 10W wireless charging coils. The side panel without the Type-C PD input can also charge Apple Watches.

USB-C PD input - Unravel should be used with an Ampere PD charger or certified USB-C PD adapter from a reputable brand. For charging two devices at the maximum speed, adapters should have a minimum wattage of 30W. For charging three or more devices, we recommend using a 60W adapter (to achieve the fastest possible charge rate).

Foldable design - Unravel allows for multiple charging positions and easy to transport.

Low standby current - When there are no devices on the wireless charging panel or the device(s) are fully charged then the power output will lessen to protect devices and also maintain a full charge.

Non-slip rings and runners - Silicon grips designed to keep your devices in place.

Pogo pins - For use in conjunction with the Ampere Power Bank for true wireless charging.

Overcharging protection - Once your device nears a full charge, the current will automatically reduce to a "trickle". Unravel will continue to provide a small amount of current to maintain a full charge without damaging the device or charger.

Foreign object detection - Unravel will detect whether an object is a compatible device or something else and only charge when the object is wireless charging compatible.


Low heat and overheating detection - All charging will create some heat (whether wired or wireless). Unravel has been developed to maintain a safe charging temperature. If Unravel should get too hot, our advanced chipsets will automatically shut off the charger.

LED Indicator Lights - The LED lights on each panel indicates the status of each individual pad.

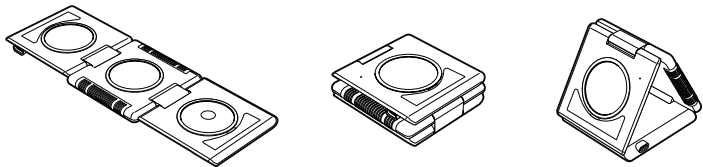
- If the LED light is illuminated, then the device is charging properly
- If the LED light is flashing, then the device is not charging (because a metallic foreign object was detected)

Using Unravel

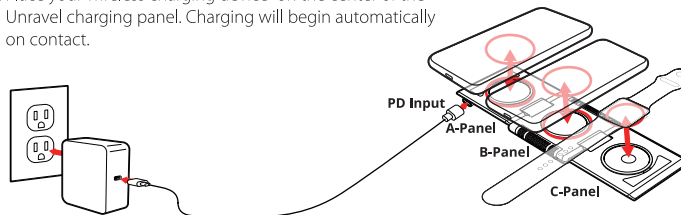
1. Connect a USB-C PD adapter to Unravel and a wall outlet



2. Set up Unravel in your favorite orientation




3. Place your wireless charging device on the center of the Unravel charging panel. Charging will begin automatically on contact.

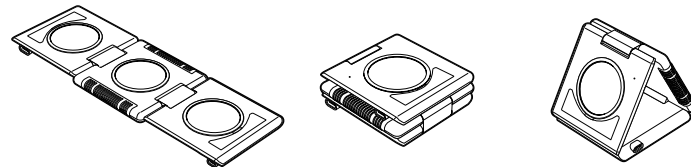


Using Unravel

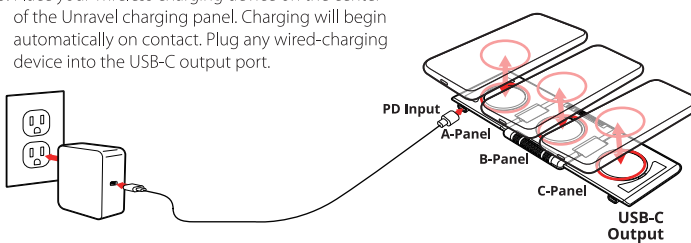
1. Connect a Type-C PD adapter to Unravel and a wall outlet



2. Set up Unravel in your favorite orientation



3. Place your wireless charging device on the center of the Unravel charging panel. Charging will begin automatically on contact. Plug any wired-charging device into the USB-C output port.



Taking care of your Unravel

- Keep your Unravel dry and away from moisture.
- Clean Unravel with a soft cloth and only enough water to make it damp. Do not use any harsh chemical cleaners or soaps.
- Fold into "stack" form when transporting. We recommend using with the Ampere Travel Case for extra protection.

Warnings

Read all instructions and warnings prior to using this product. Improper use of this product may result in product damage, excess heat, toxic fumes, fire or explosion, for which damages you ("Purchaser"), and not Ampere ("Manufacturer") are responsible.

Do not store/use the device in high-temperature environment, including heat caused by intense sunlight or other forms of heat.

Do not use device in small, confined or sealed spaces (e.g. under blankets, in boxes, etc.).

Do not disassemble this device or attempt to re-purpose or modify it in any manner.

Use with only certified Type-C PD adapters.

Unravel is designed for personal use only. It is not suitable for commercial applications.

Do not place the backside pogo pin receivers on any protruding metallic material that could complete the circuit (except for recommended Ampere products).

Remove all foreign metal objects from your device before using on Unravel.

Do not attempt to replace any part of this device.

If this device is used by a minor, it is the sole responsibility of the purchasing adult to provide supervision, instructions, and warnings. The purchaser agrees to hold the Manufacturer harmless for any claims/damages resulting from misuse by a minor.

Products have undergone rigorous quality assurance inspections. If the device is excessively hot, is emitting odor, is deformed, or is experiencing or demonstrating an abnormal phenomenon, immediately stop all product use and contact Manufacturer.

Legal

This product is meant for use only in conjunction with the appropriate device. Please consult your device packaging to determine whether this product is compatible with your particular device. Manufacturer is not responsible for any damages to any device incurred through the use of this product. Manufacturer shall not in any way be liable to you or to any third party for any damages you or any third party may suffer as a result of use, intended or unintended, or misuse of this product in conjunction with any device or accessory other than the appropriate device for which this product is designed. Manufacturer will not be responsible for any damages you or any third party may suffer as a result of misuse of this product as outlined above. Purchaser agrees to defend, indemnify, and hold Manufacturer harmless for any claims or damages arising from unintended use or misuse, including use with an unintended device.

FCC Statement

This device complies with part 15 of the FCC Rules. Operation is Subject To the following two conditions:

(1) This device may not cause harmful interference, and (2) this device must accept any interference received, including interference that may cause undesired operation. Changes or modifications not explicitly approved by the party responsible for compliance could void the user's authority to operate this equipment.

Note: this equipment has been tested and found to comply with the limits for a Class B digital device, pursuant to part 15 of the FCC Rules. These limits are designed to provide reasonable protection against harmful interference in a residential installation. This equipment generates, uses and can radiate radio frequency energy and, if not installed and used in accordance with the instructions, may cause harmful interference to radio communications. However, there is no guarantee that interference will not occur in a particular installation. If this equipment does cause harmful interference to radio or television reception, which can be determined by turning the equipment off and on, the user is encouraged to try to correct the interference by one or more of the following measures:

- Reorient or relocate the receiving antenna.
- Increase the separation between the equipment and receiver.
 - Connect the equipment into an outlet on a circuit different from that to which the receiver is connected.
- Consult the dealer or an experienced radio/TV technician for help.

The equipment complies with FCC radiation exposure limits set forth for an uncontrolled environment. During the operation of device a distance of 15 cm surrounding the device and 20 cm above the top surface of the device must be respected.

This device complies with Part 15 of the FCC Rules. This equipment generates uses and can radiate radio frequency energy and, if not installed and used in accordance with the instructions, may cause harmful interference to radio communications. If this equipment does cause harmful interference to radio or television reception, which can be determined by turning the equipment off and on, the user is encouraged to try to correct the interference by one or more of the following measures:

- Increase the separation between the equipment and any other radio device.
- Connect the equipment into an outlet on a circuit different from that to which the receiver is connected.