

TEST SETUP PHOTOGRAPHS

Conducted Emissions Front View - Adapter 1



Conducted Emissions Side View - Adapter 1




Conducted Emissions Front View - Adapter 2



Conducted Emissions Side View - Adapter 2




9kHz~30MHz _ Radiated Emission View -Parallel Adapter1




9kHz~30MHz _ Radiated Emission View - Perpendicular Adapter1



9kHz~30MHz _ Radiated Emission View - Ground-parallel Adapter1




9kHz~30MHz _ Radiated Emission View -Parallel Adapter2



9kHz~30MHz _ Radiated Emission View - Perpendicular Adapter2



9kHz~30MHz _ Radiated Emission View - Ground-parallel Adapter2



30MHz~1GHz _ Radiated Emission View -Adapter1



30MHz~1GHz _ Radiated Emission View-Adapter2



1GHz~25GHz _ Radiated Emission View_Adapter1

