

Annex 2-C1: Internal photographs to  
**TEST REPORT**  
No.: 18-1-0029001T02a-C1

According to:  
**Title 47 - FCC Regulations**  
Part 15, Subpart B  
§5.107, §15.109

for

**ELOKON GmbH**

**ELOshield Warning System**

**Pedestrian Module**

FCC-ID: 2ASP7-PEDM-V01

Laboratory Accreditation



accredited according to DIN EN ISO/IEC 17025

**CETECOM GmbH**

Laboratory Radio Communications & Electromagnetic Compatibility  
Im Teelbruch 116 • 45219 Essen • Germany  
Registered in Essen, Germany, Reg. No.: HRB Essen 8984  
Tel.: + 49 (0) 20 54 / 95 19-954 • Fax: + 49 (0) 20 54 / 95 19-964  
E-mail: [info@cetecom.com](mailto:info@cetecom.com) • Internet: [www.cetecom.com](http://www.cetecom.com)

## **Table of contents**

<b>1. External photographs</b>	<b>3</b>
1.1. EUTs	3
1.2. EUT Pedestrian Module inside view	4
1.3. Auxiliary equipment inside view ( Verification Module)	7

# 1. External photographs

## 1.1. EUTs



Figure 1: EUT Pedestrian Module top side view



Figure 2: EUT Pedestrian Module bottom side view

### 1.2. EUT Pedestrian Module inside view



Figure 3: EUT A inside view



Figure 4: EUT A 3.8V Li-ion battery



Figure 5: EUT 3.8V Li-ion battery




Figure 6: EUT inside view




Figure 7: EUT UWB module

**1.3. Auxiliary equipment inside view ( Verification Module)**




Figure 8: inside view




Figure 9: EUT inside view



Figure 10: EUT power supply inside view




Figure 11: EUT inside view





Figure 12: EUT inside view UWB module




Figure 13: EUT inside view UWB module