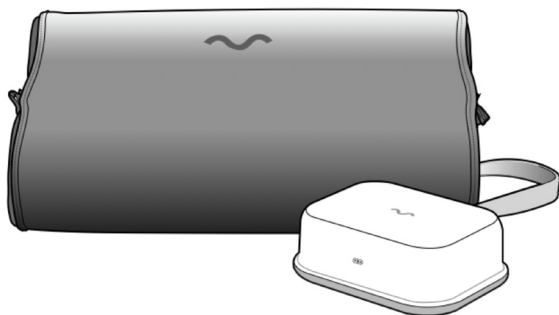




## motion pillow

User manual



---

## MP2

### User manual



**motion pillow**

Thank you for purchasing Motion Pillow 2.  
In the early stages of using Motion Pillow, a period of adaptation is required to accurately recognize the user's snoring pattern.  
We recommend at least two weeks of continuous use in order to enjoy the best experience.

## Contents

1. Features .....	3
2. Product structure and components .....	4
3. How to use .....	5
4. Precautions .....	7
5. Product maintenance and information .....	10
6. Q&A .....	11

## 1. Features

---



SPMS patented snoring prevention system



Provides comfortable sleep



Electromagnetic FREE pillow



Records and analyzes sleep data



Automatic sleep status recognition

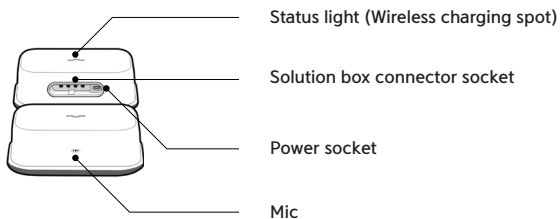


Mobile phone wireless charging function

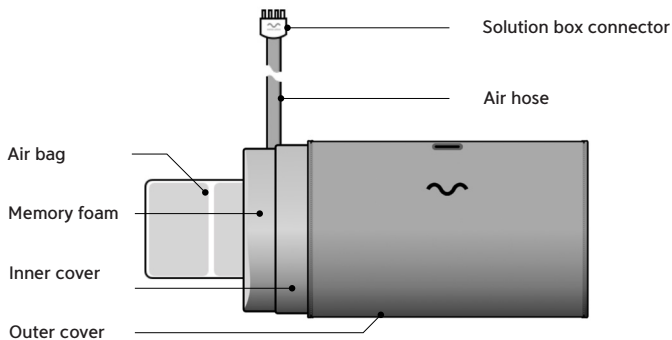
## 2. Product structure and components

---

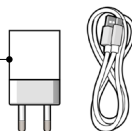
### Solution box



### Pillow



### Adapter & Power cable (USB-C type)



### 3. How to use

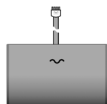
---

#### 1. Unbox the product and make sure all components are included.

Solution box



Pillow + Air hose & connector



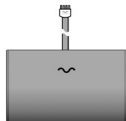
Adapter &  
Power cable



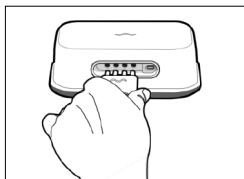
User manual



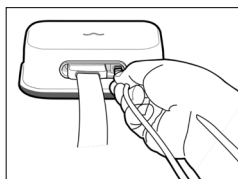
#### 2. Place the pillow on the bed so that the air hose is at the top of the pillow.



#### 3. Connect the Solution Box connector of the air hose, attached to the pillow, into the Solution Box with the correct side up. (See picture below)



Picture 3



Picture 4

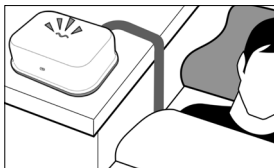
\* When the product is properly connected, the yellow light turns on for a while and then turns into a red light and then turns off after a while.

Continue on next page

---

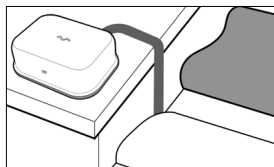
**5. Position the Solution Box with the microphone facing the user on the bedside table or under the bed.**

- It is recommended to place the Solution Box on a table (leveled with the user's head) for accurate snoring sound recognition.



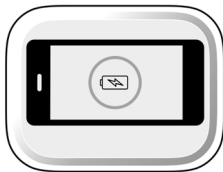
**6. If you lie down on the pillow while the power is connected to the Solution Box, the green light turns on for a while and can be used immediately without any other set up.**

- The green light turns off after a while.



**7. Wireless charging standard**

- Place your phone around the logo at the top of the Solution Box.



**Wireless charging standard**

1. Output: 7.5W
  2. Mobile phone case thickness less than 3mm
- \* If the phone is not charging, move the phone's position little by little, centering on the logo at the top of the Solution Box.

---

## ◆ Application

The product can be used alone, but various functions can be used by installing the app on a smartphone and connecting the product.

### Main Functions

- Checking sleep data
- Airbag height setting (3 levels)
- Snoring recognition accuracy setting (3 levels)
- Test mode operation (checking head position, sound detection and airbag operation)
- Recording snoring sounds

\* The snoring recognition accuracy is set to the 'general' level at the factory, and after 3 days of use, it is automatically changed to the 'precise' level and maintained

**For more information,  
please visit the site below**

- [www.motionpillow.co.kr](http://www.motionpillow.co.kr)



### Application Download

- Search for 'Motion Pillow' in the App store or google play

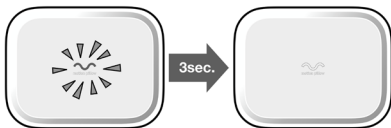


ios, android

---

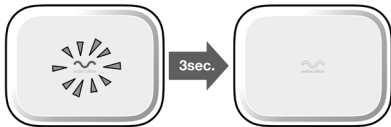
◆ **Example**

1. Check if the product is set up properly. (See pages 5 and 6)
2. When you go to bed, the Solution Box recognizes that you are lying down, and the green light turns on and turns off again after 3 seconds.



\* For effective operation of the product, make sure there is no ambient noise such as a TV or radio.

3. If you wake up in the morning and the time your head is off the pillow exceeds 10 minutes, it automatically switches to standby mode. When it is switched to the standby mode, the red light turns on and turns off again after 3 seconds.





## 4. Precautions

---



### Precautions

- This product is NOT a medical device, and CANNOT be used for diagnostic or therapeutic purposes
- If you experience pain in your neck or back or have any abnormalities or injuries of the spine, please seek the advice of your doctor.
- Minors should not use the product unattended or without supervision.
- Be mindful of electrical safety when connecting the power.
- Avoid environments which may damage the device or battery. Keep away from water, fire, or pressure.
- Be careful to not drop any components or damage them with a sharp object.
- Do not disassemble the Solution Box or Pillow components.
- Please use a DC 5V 2A adapter. Using a different or unauthorized adapter may cause a malfunction.
- If you feel any physical discomfort while using the product, immediately discontinue use of the product.
- In the case of severe snoring, the product may be less effective.
- If you set the snoring recognition accuracy to 'general' or if the product is not sufficiently learning the user's snoring pattern, it can respond to TV sounds or speech sounds.

## 5. Product maintenance and information

### ◆ Storage/Repairs

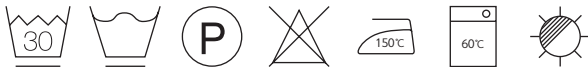
#### Storage

Store the product in a safe environment to prevent exposure to fire, water, moisture, or direct sunlight. Storing the product in high temperatures or crumpling the pillow may cause the product to malfunction. Please note the pillow cover can be removed separately for cleaning. To get the best results for snoring detection and recording, please face the Solution Box directly towards the user.

#### Repairs

If a malfunction occurs during operation, turn off the power and send it to the Service Center. Do not disassemble to attempt to repair it by yourself. Do not connect the power supply if the voltage exceeds the rated range(Voltage 5V / current 2A) of the product. Check the power supply cable for damage or wear regularly.

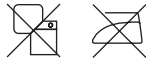
#### Outer cover



#### Inner cover



#### Memory foam



#### Product specifications

Product Name: Motion Pillow 2

Power consumption: 10W

Customer service center: +82-1588-2336

Website: [www.motionpillow.com](http://www.motionpillow.com)  
[www.motionpillow.co.kr](http://www.motionpillow.co.kr)

Rated voltage: 5V

Size: Solution Box: (L) 210 x (W) 160 x (H) 70 (mm)

Pillow: (L) 550 x (W) 350 x (H) 108/85 (mm)

Weight: 2995 g (All components)

## 6. Q&A

---

**Q : Are there any electromagnetic waves?**

A : There are no wires in the pillow. The electronic equipment is only in the Solution Box and the pillow is only equipped with airbags. The Solution Box generates only minimal electromagnetic waves, so please feel safe to use the product without concern.

**Q : Can I use it regardless of body type?**

A : For patients, who have injuries around the head or shoulders, pregnant women, elderly, and children, please consult a specialist before use.

**Q : Can I use it without the app?**

A : Yes, the product can be used without the app. However, app connection is required for user-specific settings or data check.

**Q : The data is not getting transmitted to the app.**

A : Please try to reconnect after disconnecting the application. Do not move the smartphone while connecting. If the connection is successful, data for up to 30 days in the past will be displayed. However, the Solution Box no longer stores data older than 30 days or once transmitted.

**Q : Could the airbags burst?**

A : The airbags can withstand a pressure of 30kg. However, be careful of damage caused by sharp objects as it can be dangerous.

**Q : I can't charge my phone.**

A : Move the phone's position little by little, centering on the logo at the top of the Solution Box.

**Q : Does it respond to all types of snoring?**

A : The product works by responding to the snoring if the learned snoring pattern repeats more than a certain number of times. For a more accurate response, the product must be exposed to the user's snoring sound for a period of at least 2 weeks.

**Continue on next page**

---

**Q : The product doesn't seem to work.(I don't think it works)**

A : We recommend that you first try the product for 2 weeks. The longer you use the product, the more it will remember and respond to your snoring. After using it for 2 weeks, you can feel the effect of the product more clearly as the product starts to efficiently respond to your snoring.

**Q : The airbag doesn't respond to snoring sounds.**

A : The product continuously learns the user's snoring to distinguish it from other sounds. However, if you leave your TV or radio on before going to sleep, or if you have a lot of conversation, it may work somewhat incorrectly. This is not a malfunction, but a natural reaction that can occur in the process of learning. Make the environment as quiet as possible. The longer the product is used, the more accurately it works.

**Q : How high can the airbags inflate?**

A : You can adjust the height(3 levels) of the airbag via the app.

High : 12cm

Medium : 10cm

Low : 8cm

\* Depending on the weight of the user's head, the height may be different.

**Q : Can I wake up from the airbag?**

A : The airbag works close to silent. If you feel that the height of the airbag is interfering with your sleep, you can adjust the height through the app.

**Q : What if someone other than the user snores?**

A : It may respond to other people's snoring sounds. If more than one person sleeps at the same time, please place the Solution Box as close to the user as possible. And if you set the snoring recognition accuracy to 'very precise' via the app, you can reduce incorrect operation due to snoring from others as much as possible.

---

## FCC Caution.

### § 15.19 Labelling requirements.

This device complies with part 15 of the FCC Rules. Operation is subject to the following two conditions: (1) This device may not cause harmful interference, and (2) this device must accept any interference received, including interference that may cause undesired operation.

### § 15.21 Information to user.

Any Changes or modifications not expressly approved by the party responsible for compliance could void the user's authority to operate the equipment.

### § 15.105 Information to the user.

Note: This equipment has been tested and found to comply with the limits for a Class B digital device, pursuant to part 15 of the FCC Rules. These limits are designed to provide reasonable protection against harmful interference in a residential installation. This equipment generates uses and can radiate radio frequency energy and, if not installed and used in accordance with the instructions, may cause harmful interference to radio communications. However, there is no guarantee that interference will not occur in a particular installation. If this equipment does cause harmful interference to radio or television reception, which can be determined by turning the equipment off and on, the user is encouraged to try to correct the interference by one or more of the following measures:

- Reorient or relocate the receiving antenna.
- Increase the separation between the equipment and receiver.
- Connect the equipment into an outlet on a circuit different from that to which the receiver is connected.
- Consult the dealer or an experienced radio/TV technician for help.
- This equipment complies with FCC radiation exposure limits set forth for an uncontrolled environment. This equipment should be installed and operated with minimum distance 20cm between the radiator & your body.

---

## FCC Caution.

### § 15.19 Labelling requirements.

This device complies with part 15 of the FCC Rules. Operation is subject to the following two conditions: (1) This device may not cause harmful interference, and (2) this device must accept any interference received, including interference that may cause undesired operation.

### § 15.21 Information to user.

Any Changes or modifications not expressly approved by the party responsible for compliance could void the user's authority to operate the equipment.

### § 15.105 Information to the user.

Note: This equipment has been tested and found to comply with the limits for a Class B digital device, pursuant to part 15 of the FCC Rules. These limits are designed to provide reasonable protection against harmful interference in a residential installation. This equipment generates uses and can radiate radio frequency energy and, if not installed and used in accordance with the instructions, may cause harmful interference to radio communications. However, there is no guarantee that interference will not occur in a particular installation. If this equipment does cause harmful interference to radio or television reception, which can be determined by turning the equipment off and on, the user is encouraged to try to correct the interference by one or more of the following measures:

- Reorient or relocate the receiving antenna.
- Increase the separation between the equipment and receiver.
- Connect the equipment into an outlet on a circuit different from that to which the receiver is connected.
- Consult the dealer or an experienced radio/TV technician for help.



**motion pillow**

**10minds**  
[www.tenminds.com](http://www.tenminds.com)