


Setup photos

WPT:

Photo of Power Line Conducted Emission Measurement




Radiated Spurious Emissions(9kHz-30MHz)



Radiated Spurious Emissions(30MHz-1GHz)



MPE:




BT:

Conducted Spurious Emissions



Radiated Spurious Emissions(30MHz-1GHz)



Radiated Spurious Emissions(above 1GHz)

