




# motion pillow

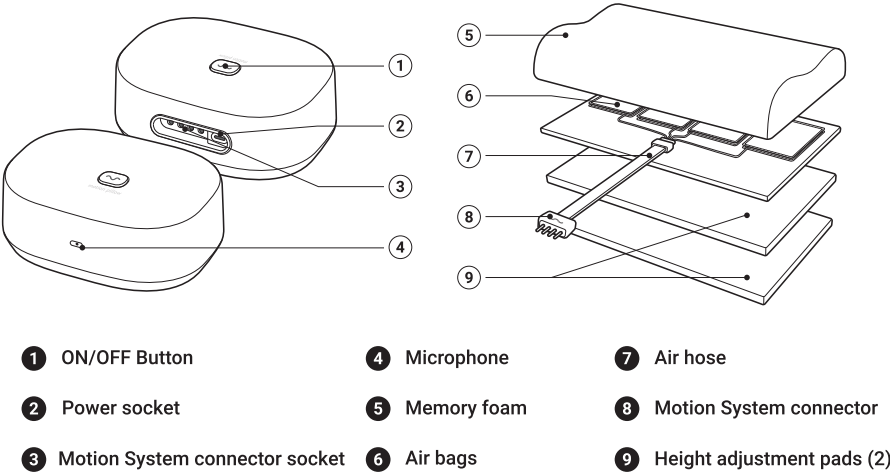
# USER MANUAL

The product can be used without the app, but you can utilize more features by installing the dedicated app on a smartphone or tablet. For more information on the app, please check the Quick Guide. You can also check the User Manual via the app. The User Manual available on the app may be continuously updated to reflect user opinions, etc.

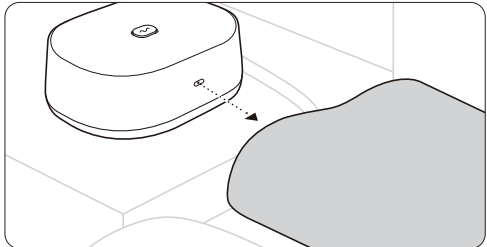
### Product Components



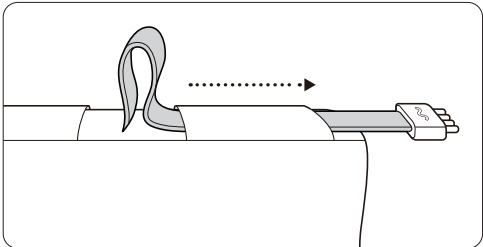
### Product Structure



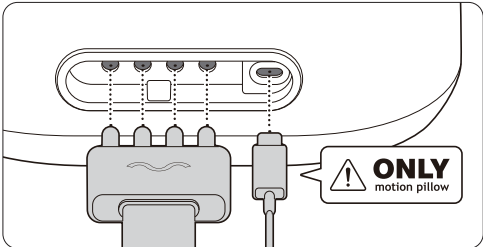
### How to Set Up



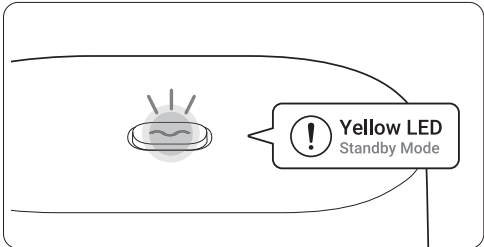
**01 Place the Motion System in the correct position and direction.**  
Place the Motion System to level the height of the user's head and place it close to the face (0.5m ~ 1.2m recommended). Ensure the microphone side faces the user.



**02 Tuck away the air hose.**  
Depending on the location of the Motion System, pull out the air hose to the right or left so that it passes through the upper pocket of the inner cover.

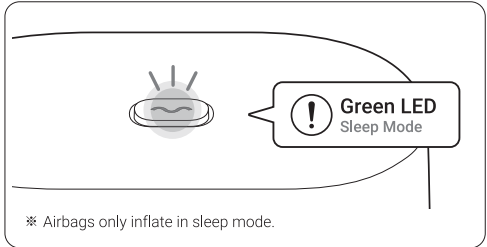


**03 Set up the Motion System.**  
After connecting the Motion System connector, connect the power cable.  
※ Be sure to use the included adapter and power cable specific for Motion Pillow.

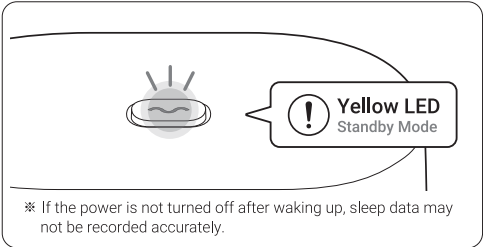


**04 If the power is connected properly, it will go to standby mode.**  
When the product is in standby mode, the yellow LED lights up.  
※ When performing an operation test through the app, the yellow LED light will blink.

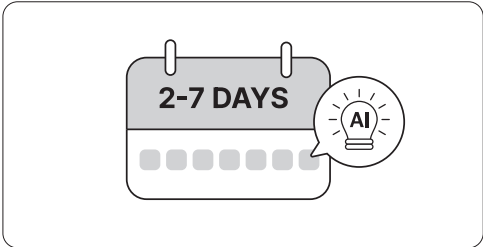
### How to Use



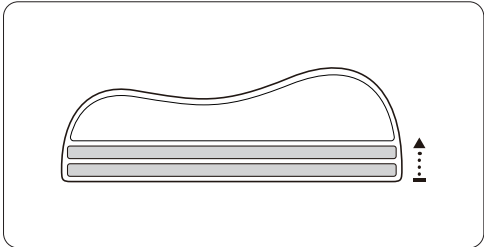
**01 Before lying down, turn on the power and switch to sleep mode.**  
Press the power button for about 2 seconds to switch to sleep mode. When the product is in sleep mode, the green LED lights up.



**02 After waking up, turn off the power to switch to standby mode.**  
Press the power button for about 2 seconds to switch to standby mode. When the product is in standby mode, the yellow LED lights up.



**03 Please use the product long enough for the device to learn.**  
For accurate operation, the Motion System needs to learn the user's snoring pattern for 2-7 days. (Period may vary from user to user)



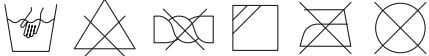
**04 The height of the pillow can be adjusted with the height adjustment pads.**  
By using the included two height adjustment pads, the height of the pillow can be adjusted according to user preference.

### Maintenance

#### Storage

Store the product in a safe place so that it is not exposed to fire, water (moisture), or direct sunlight. If crumpled and stored in an unfavorable environment, it may cause product failure. However, the pillow cover can be taken off and washed. Place the product in the correct direction.

#### Pillow cover



#### Repair

If an error occurs during operation, disconnect the power cable and send it to the A/S center at the head office. In case of self-disassembly or self-repair, service is not available.

#### Inner cover & Memory foam



### Product Information

**Product Name** : Motion Pillow  
**Input Voltage** : 5V  
**Power Consumption** : 10W  
**Customer Service Center** : +82 1688 0156  
**Website** : www.10minds.com

**Weight** : 3,110 g (All Components)  
**Size** : Motion System (L)195 x (W)145 x (H)75 (mm)  
Airbag Built-in Pillow (L)550 x (W)350 x (H)90/70 (mm)  
Height Adjustment Pad (L)540 x (W)330 x (H)15 (mm)

### Precautions

- As this product is not a medical device, other than temporary relief of snoring, it cannot be used for diagnosis or treatment.
- If you have neck or back pain or cervical spine abnormalities, follow your doctor's advice before using.
- If you feel any discomfort during use, discontinue use immediately.
- If an abnormality occurs during use, stop using it immediately and contact the customer service center or the place of purchase.
- In the case of children, use under the guidance of a guardian.
- Pay attention to electrical safety when connecting power.
- Avoid environments that can damage the product, such as water or fire.

- Do not drop or damage the product with sharp objects.
- Do not disassemble the Motion System or Airbag Built-in Pillow arbitrarily.
- For severe snorers, snoring relief may be less effective.
- If the product has not sufficiently learned the user's snoring pattern, it may react to everyday noises such as TV and/or conversation sounds.
- Be sure to use only the adapter and power cable included with the product. Also, do not use the included adapter or power cable to charge other devices such as mobile phones. It may cause product failure.
- \* The adapter and power cable are made exclusively for this product, so there is a difference in the general USB-C type adapter and rated range.

### Attention! Please Read

#### Q : Is it effective for all symptoms of snoring?

**A** : In the case of central or mixed snoring that requires medical surgery or equipment, the effect may be limited, but it is effective against obstructive snoring, the most common type of snoring. However, since this product is not a medical device, it cannot be used for complete treatment or medical diagnosis.

#### Q : Can the product be used by charging?

**A** : No. You must connect the supplied adapter to an outlet to use the product. When connecting the power, you must use the provided adapter and cable.

#### Q : Do I need the app to use the product?

**A** : The product can be used without the app. However, in order to use more various features such as user-specific settings or to check sleep data, app connection is required.

**CE Caution.**  
10minds Co., Ltd. declares that this product is in compliance with the essential requirements and other relevant provisions of Directive 2014/53/EU. For the full RED DoC file, Please download it as follow web: <http://www.motionpillow.com>

### FCC Statement

This device complies with part 15 of the FCC Rules. Operation is subject to the following two conditions:  
(1) This device may not cause harmful interference, and(2) this device must accept any interference received, including interference that may cause undesired operation.

Any Changes or modifications not expressly approved by the party responsible for compliance could void the user's authority to operate the equipment.

Note: This equipment has been tested and found to comply with the limits for a Class B digital device, pursuant to part 15 of the FCC Rules. These limits are designed to provide reasonable protection against harmful interference in a residential installation. This equipment generates uses and can radiate radio frequency energy and, if not installed and used in accordance with the instructions, may cause harmful interference to radio communications. However, there is no guarantee that interference will not occur in a particular installation. If this equipment does cause harmful interference to radio or television reception, which can be determined by turning the equipment off and on, the user is encouraged to try to correct the interference by one or more of the following measures:  
-Reorient or relocate the receiving antenna.  
-Increase the separation between the equipment and receiver.  
-Connect the equipment into an outlet on a circuit different from that to which the receiver is connected.  
-Consult the dealer or an experienced radio/TV technician for help.

#### \*RF warning for Portable device:

The device has been evaluated to meet general RF exposure requirement. The device can be used in portable exposure condition without restriction.

### IC Statement

CAN ICES-003(B) / NMB-003(B)

RSS-Gen Issue 5 February 2021"&"CNR-Gen 5e édition Février 2021 :

- English:  
This device complies with Industry Canada licence-exempt RSS standard(s). Operation is subject to the following two conditions: (1) This device may not cause interference, and (2) This device must accept any interference, including interference that may cause undesired operation of the device.

The device has been evaluated to meet general RF exposure requirement. The device can be used in portable exposure condition without restriction.

- French:  
Le présent appareil est conforme aux CNR d'Industrie Canada applicables aux appareils radio exempts de licence. L'exploitation est autorisée aux deux conditions suivantes: (1) l'appareil ne doit pas produire de brouillage, et (2) l'utilisateur de l'appareil doit accepter tout brouillage radioélectrique subi, même si le brouillage est susceptible d'en compromettre le fonctionnement.

L'appareil a été évalué et répond aux exigences générales d'exposition aux RF. L'appareil peut être utilisé dans des conditions d'exposition portables sans restriction.