

Report Number: 15514292-EP1V1

TABLE OF CONTENTS

1. SCOPE	2
2. BLE AND TEST SETUP PHOTOS	3

1. SCOPE

The purpose of this document is to show setup photos for the following reports:


Reports
15514292-E1 FCCISED Report BLE

2. BLE TEST SETUP PHOTOS


ANTENNA PORT AND AC LINE CONDUCTED SETUP









RF ANTENNA PORT CONDUCTED



AC LINE CONDUCTED (FRONT)



AC LINE CONDUCTED (BACK)

RADIATED RF MEASUREMENT SETUP**BELOW CHANNEL 30MHz (FRONT)****BELOW CHANNEL 30MHz (BACK)****BELOW CHANNEL 1GHz (FRONT)****BELOW CHANNEL 1GHz (BACK)****ABOVE 1GHz (FRONT)****ABOVE 1GHz (BACK)**

ORIENTATIONS



X-ORIENTATION



Y-ORIENTATION



Z-ORIENTATION

END OF TEST REPORT