

# 1. TEST SETUP PHOTOGRAPHS

## 1.1. Photo of Radiated Emissions Measurement




Fig. 1




Fig. 2

1.2. Photo of Conducted Emissions Measurement




Fig. 3