

## TEST REPORT

**Application No.:** SZEM1904013147CR  
**Applicant:** Shenzhen Earfun Technology Co., Ltd.  
**Address of Applicant:** Room 503, No. 3, PingShanMingQi Technology Park PingShan 1st Road, NanShan District, Shenzhen, 518000, China.  
**Manufacturer:** Shenzhen Earfun Technology Co., Ltd.  
**Address of Manufacturer:** Room 503, No. 3, PingShanMingQi Technology Park PingShan 1st Road, NanShan District, Shenzhen, 518000, China.  
**Factory:** GANZHOU DEHUIDA TECHNOLOGY CO., LTD  
**Address of Factory:** No. 5,6,7,8,9 Build, Dehuida Science and Technology Park, Huoyanshan Road, Anyuan District, Ganzhou City, Jiangxi Province. P.R China  
**Equipment Under Test (EUT):**  
**EUT Name:** Portable Bluetooth Speaker  
**Model No.:** SP100  
**FCC ID:** 2ASK7-SP100  
**Standard(s) :** 47 CFR Part 15, Subpart C 15.247  
**Date of Receipt:** 2019-04-24  
**Date of Test:** 2019-05-08 to 2019-05-16  
**Date of Issue:** 2019-05-22

|                     |              |
|---------------------|--------------|
| <b>Test Result:</b> | <b>Pass*</b> |
|---------------------|--------------|

\* In the configuration tested, the EUT complied with the standards specified above.

*Keny Xu*

Keny Xu  
EMC Laboratory Manager





Unless otherwise agreed in writing, this document is issued by the Company subject to its General Conditions of Service printed overleaf, available on request or accessible at <http://www.sgs.com/en/Terms-and-Conditions.aspx> and, for electronic format documents, subject to Terms and Conditions for Electronic Documents at <http://www.sgs.com/en/Terms-and-Conditions/Terms-e-Documents.aspx>. Attention is drawn to the limitation of liability, indemnification and jurisdiction issues defined therein. Any holder of this document is advised that information contained hereon reflects the Company's findings at the time of its intervention only and within the limits of Client's instructions, if any. The Company's sole responsibility is to its Client and this document does not exonerate parties to a transaction from exercising all their rights and obligations under the transaction documents. This document cannot be reproduced except in full, without prior written approval of the Company. Any unauthorized alteration, forgery or falsification of the content or appearance of this document is unlawful and offenders may be prosecuted to the fullest extent of the law. Unless otherwise stated the results shown in this test report refer only to the sample(s) tested and such sample(s) are retained for 30 days only.  
 Attention: To check the authenticity of testing / inspection report & certificate, please contact us at telephone: (86-755) 8307 1443, or email: [CN.Doccheck@sgs.com](mailto:CN.Doccheck@sgs.com)

SGS-CSTC Standards Technical Services Co., Ltd.  
Shenzhen Branch, EMC Laboratory

No.1 Workshop, M-10, Middle Section, Science & Technology Park, Shenzhen, China 518057 t (86-755) 26012053 f (86-755) 26710594 www.sgsgroup.com.cn  
 中国·深圳·科技园中区M-10栋一号厂房 邮编: 518057 t (86-755) 26012053 f (86-755) 26710594 sgs.china@sgs.com



| Revision Record |         |            |          |          |
|-----------------|---------|------------|----------|----------|
| Version         | Chapter | Date       | Modifier | Remark   |
| 01              |         | 2019-05-22 |          | Original |
|                 |         |            |          |          |
|                 |         |            |          |          |

|                          |  |   |  |
|--------------------------|--|---|--|
| Authorized for issue by: |  |   |  |
|                          |  |    |  |
|                          |  | Leo Li /Project Engineer  |  |
|                          |  |  |  |
|                          |  | Eric Fu /Reviewer   |  |



Unless otherwise agreed in writing, this document is issued by the Company subject to its General Conditions of Service printed overleaf, available on request or accessible at <http://www.sgs.com/en/Terms-and-Conditions.aspx> and, for electronic format documents, subject to Terms and Conditions for Electronic Documents at <http://www.sgs.com/en/Terms-and-Conditions/Terms-e-Documents.aspx>. Attention is drawn to the limitation of liability, indemnification and jurisdiction issues defined therein. Any holder of this document is advised that information contained hereon reflects the Company's findings at the time of its intervention only and within the limits of Client's instructions, if any. The Company's sole responsibility is to its Client and this document does not exonerate parties to a transaction from exercising all their rights and obligations under the transaction documents. This document cannot be reproduced except in full, without prior written approval of the Company. Any unauthorized alteration, forgery or falsification of the content or appearance of this document is unlawful and offenders may be prosecuted to the fullest extent of the law. Unless otherwise stated the results shown in this test report refer only to the sample(s) tested and such sample(s) are retained for 30 days only.  
Attention: To check the authenticity of testing /inspection report & certificate, please contact us at telephone: (86-755) 8307 1443, or email: [CN.Doccheck@sgs.com](mailto:CN.Doccheck@sgs.com)

## 2 Test Summary

| Radio Spectrum Technical Requirement   |                                  |        |   |        |
|--|----------------------------------|--------|---|--------|
| Item   | Standard                         | Method | Requirement                                     | Result |
| Antenna Requirement  | 47 CFR Part 15, Subpart C 15.247 | N/A    | 47 CFR Part 15, Subpart C 15.203 & 15.247(b)(4) | Pass   |
| Other requirements<br>Frequency Hopping<br>Spread Spectrum<br>System Hopping<br>Sequence | 47 CFR Part 15, Subpart C 15.247 | N/A    | 47 CFR Part 15, Subpart C 15.247(a)(1),(g),(h)  | Pass   |

| Radio Spectrum Matter Part                            |                                  |  |   |        |
|---|----------------------------------|--|---|--------|
| Item  | Standard                         | Method                                 | Requirement                               | Result |
| Conducted Emissions at AC Power Line (150kHz-30MHz)   | 47 CFR Part 15, Subpart C 15.247 | ANSI C63.10 (2013) Section 6.2         | 47 CFR Part 15, Subpart C 15.207          | Pass   |
| Conducted Peak Output Power                           | 47 CFR Part 15, Subpart C 15.247 | ANSI C63.10 (2013) Section 7.8.5       | 47 CFR Part 15, Subpart C 15.247(b)(1)    | Pass   |
| 20dB Bandwidth  | 47 CFR Part 15, Subpart C 15.247 | ANSI C63.10 (2013) Section 7.8.7       | 47 CFR Part 15, Subpart C 15.247(a)(1)    | Pass   |
| Carrier Frequencies Separation                        | 47 CFR Part 15, Subpart C 15.247 | ANSI C63.10 (2013) Section 7.8.2       | 47 CFR Part 15, Subpart C 15.247a(1)      | Pass   |
| Hopping Channel Number                                | 47 CFR Part 15, Subpart C 15.247 | ANSI C63.10 (2013) Section 7.8.3       | 47 CFR Part 15, Subpart C 15.247a(1)(iii) | Pass   |
| Dwell Time  | 47 CFR Part 15, Subpart C 15.247 | ANSI C63.10 (2013) Section 7.8.4       | 47 CFR Part 15, Subpart C 15.247a(1)(iii) | Pass   |
| Conducted Band Edges Measurement                      | 47 CFR Part 15, Subpart C 15.247 | ANSI C63.10 (2013) Section 7.8.6       | 47 CFR Part 15, Subpart C 15.247(d)       | Pass   |
| Conducted Spurious Emissions                          | 47 CFR Part 15, Subpart C 15.247 | ANSI C63.10 (2013) Section 7.8.8       | 47 CFR Part 15, Subpart C 15.247(d)       | Pass   |
| Radiated Emissions which fall in the restricted bands | 47 CFR Part 15, Subpart C 15.247 | ANSI C63.10 (2013) Section 6.10.5      | 47 CFR Part 15, Subpart C 15.205 & 15.209 | Pass   |
| Radiated Spurious Emissions                           | 47 CFR Part 15, Subpart C 15.247 | ANSI C63.10 (2013) Section 6.4,6.5,6.6 | 47 CFR Part 15, Subpart C 15.205 & 15.209 | Pass   |

### 3 Contents

|  | Page      |
|--|-----------|
| <b>1 COVER PAGE .....</b>  | <b>1</b>  |
| <b>2 TEST SUMMARY .....</b>  | <b>3</b>  |
| <b>3 CONTENTS .....</b>  | <b>4</b>  |
| <b>4 GENERAL INFORMATION .....</b>   | <b>6</b>  |
| 4.1 DETAILS OF E.U.T. ....   | 6         |
| 4.2 DESCRIPTION OF SUPPORT UNITS .....   | 6         |
| 4.3 MEASUREMENT UNCERTAINTY .....  | 6         |
| 4.4 TEST LOCATION.....   | 7         |
| 4.5 TEST FACILITY.....   | 7         |
| 4.6 DEVIATION FROM STANDARDS.....  | 7         |
| 4.7 ABNORMALITIES FROM STANDARD CONDITIONS .....                                       | 7         |
| <b>5 EQUIPMENT LIST.....</b>   | <b>8</b>  |
| <b>6 RADIO SPECTRUM TECHNICAL REQUIREMENT .....</b>                                    | <b>13</b> |
| 6.1 ANTENNA REQUIREMENT .....  | 13        |
| 6.1.1 <i>Test Requirement:</i> .....   | 13        |
| 6.1.2 <i>Conclusion</i> .....  | 13        |
| 6.2 OTHER REQUIREMENTS FREQUENCY HOPPING SPREAD SPECTRUM SYSTEM HOPPING SEQUENCE ..... | 14        |
| 6.2.1 <i>Test Requirement:</i> .....   | 14        |
| 6.2.2 <i>Conclusion</i> .....  | 14        |
| <b>7 RADIO SPECTRUM MATTER TEST RESULTS.....</b>                                       | <b>16</b> |
| 7.1 CONDUCTED EMISSIONS AT AC POWER LINE (150KHZ-30MHZ).....                           | 16        |
| 7.1.1 <i>E.U.T. Operation</i> .....  | 17        |
| 7.1.2 <i>Test Setup Diagram</i> .....  | 17        |
| 7.1.3 <i>Measurement Procedure and Data</i> .....                                      | 17        |
| 7.2 CONDUCTED PEAK OUTPUT POWER.....   | 20        |
| 7.2.1 <i>E.U.T. Operation</i> .....  | 21        |
| 7.2.2 <i>Test Setup Diagram</i> .....  | 21        |
| 7.2.3 <i>Measurement Procedure and Data</i> .....                                      | 21        |
| 7.3 20dB BANDWIDTH .....   | 22        |
| 7.3.1 <i>E.U.T. Operation</i> .....  | 22        |
| 7.3.2 <i>Test Setup Diagram</i> .....  | 22        |
| 7.3.3 <i>Measurement Procedure and Data</i> .....                                      | 22        |
| 7.4 CARRIER FREQUENCIES SEPARATION.....  | 23        |
| 7.4.1 <i>E.U.T. Operation</i> .....  | 23        |
| 7.4.2 <i>Test Setup Diagram</i> .....  | 23        |
| 7.4.3 <i>Measurement Procedure and Data</i> .....                                      | 23        |
| 7.5 HOPPING CHANNEL NUMBER.....  | 24        |
| 7.5.1 <i>E.U.T. Operation</i> .....  | 24        |
| 7.5.2 <i>Test Setup Diagram</i> .....  | 24        |
| 7.5.3 <i>Measurement Procedure and Data</i> .....                                      | 24        |



Unless otherwise agreed in writing, this document is issued by the Company subject to its General Conditions of Service printed overleaf, available on request or accessible at <http://www.sgs.com/en/Terms-and-Conditions.aspx> and, for electronic format documents, subject to Terms and Conditions for Electronic Documents at <http://www.sgs.com/en/Terms-and-Conditions/Terms-e-Documents.aspx>. Attention is drawn to the limitation of liability, indemnification and jurisdiction issues defined therein. Any holder of this document is advised that information contained hereon reflects the Company's findings at the time of its intervention only and within the limits of Client's instructions, if any. The Company's sole responsibility is to its Client and this document does not exonerate parties to a transaction from exercising all their rights and obligations under the transaction documents. This document cannot be reproduced except in full, without prior written approval of the Company. Any unauthorized alteration, forgery or falsification of the content or appearance of this document is unlawful and offenders may be prosecuted to the fullest extent of the law. Unless otherwise stated the results shown in this test report refer only to the sample(s) tested and such sample(s) are retained for 30 days only.

Attention: To check the authenticity of testing / inspection report & certificate, please contact us at telephone: (86-755) 8307 1443, or email: [CN.Doccheck@sgs.com](mailto:CN.Doccheck@sgs.com)





|        |   |       |
|--------|---|-------|
| 7.6    | DWELL TIME.....   | 25    |
| 7.6.1  | E.U.T. Operation.....                                       | 26    |
| 7.6.2  | Test Setup Diagram.....                                     | 26    |
| 7.6.3  | Measurement Procedure and Data.....                         | 26    |
| 7.7    | CONDUCTED BAND EDGES MEASUREMENT.....                       | 27    |
| 7.7.1  | E.U.T. Operation.....                                       | 28    |
| 7.7.2  | Test Setup Diagram.....                                     | 28    |
| 7.7.3  | Measurement Procedure and Data.....                         | 28    |
| 7.8    | CONDUCTED SPURIOUS EMISSIONS.....                           | 29    |
| 7.8.1  | E.U.T. Operation.....                                       | 30    |
| 7.8.2  | Test Setup Diagram.....                                     | 30    |
| 7.8.3  | Measurement Procedure and Data.....                         | 30    |
| 7.9    | RADIATED EMISSIONS WHICH FALL IN THE RESTRICTED BANDS ..... | 31    |
| 7.9.1  | E.U.T. Operation.....                                       | 32    |
| 7.9.2  | Test Setup Diagram.....                                     | 32    |
| 7.9.3  | Measurement Procedure and Data.....                         | 33    |
| 7.10   | RADIATED SPURIOUS EMISSIONS .....                           | 38    |
| 7.10.1 | E.U.T. Operation.....                                       | 39    |
| 7.10.2 | Test Setup Diagram.....                                     | 39    |
| 7.10.3 | Measurement Procedure and Data .....                        | 40    |
| 8      | PHOTOGRAPHS.....  | 49    |
| 8.1    | TEST SETUP.....   | 49    |
| 8.2    | EUT CONSTRUCTIONAL DETAILS (EUT PHOTOS).....                | 49    |
| 9      | APPENDIX.....   | 50    |
| 9.1    | APPENDIX 15.247 .....                                       | 50-95 |



## 4 General Information

### 4.1 Details of E.U.T.

|                             |   |
|-----------------------------|---|
| Power supply:               | Lithium Ion Battery: DC 7.4V 2200mAh rechargeable battery which charged by USB port |
| Cable:                      | Type C cable: 60cm unshielded   |
| Operation Frequency:        | 2402MHz to 2480MHz  |
| Bluetooth Version:          | V5.0 Classic  |
| Spectrum Spread Technology: | Frequency Hopping Spread Spectrum(FHSS)   |
| Modulation Type:            | GFSK, $\pi$ /4DQPSK, 8DPSK  |
| Number of Channels:         | 79  |
| Channel Spacing:            | 1MHz  |
| Antenna Type:               | PCB Antenna   |
| Antenna Gain:               | 0dBi  |

### 4.2 Description of Support Units

| Description   | Manufacturer | Model No.      | Serial No.       |
|---------------|--------------|----------------|------------------|
| AC/DC Adapter | Apple        | A1357 W010A051 | REF. No.:SEA0500 |

### 4.3 Measurement Uncertainty

| No. | Item                            | Measurement Uncertainty         |
|-----|---------------------------------|---------------------------------|
| 1   | Radio Frequency                 | $\pm 7.25 \times 10^{-8}$       |
| 2   | Duty cycle                      | $\pm 0.37\%$                    |
| 3   | Occupied Bandwidth              | $\pm 3\%$                       |
| 4   | RF conducted power              | $\pm 0.75\text{dB}$             |
| 5   | RF power density                | $\pm 2.84\text{dB}$             |
| 6   | Conducted Spurious emissions    | $\pm 0.75\text{dB}$             |
| 7   | RF Radiated power               | $\pm 4.5\text{dB}$ (below 1GHz) |
|     |                                 | $\pm 4.8\text{dB}$ (above 1GHz) |
| 8   | Radiated Spurious emission test | $\pm 4.5\text{dB}$ (Below 1GHz) |
|     |                                 | $\pm 4.8\text{dB}$ (Above 1GHz) |
| 9   | Temperature test                | $\pm 1^\circ\text{C}$           |
| 10  | Humidity test                   | $\pm 3\%$                       |
| 11  | Supply voltages                 | $\pm 1.5\%$                     |
| 12  | Time                            | $\pm 3\%$                       |

#### 4.4 Test Location

All tests were performed at:

SGS-CSTC Standards Technical Services Co., Ltd., Shenzhen Branch

No. 1 Workshop, M-10, Middle Section, Science & Technology Park, Shenzhen, Guangdong, China. 518057.

Tel: +86 755 2601 2053 Fax: +86 755 2671 0594

No tests were sub-contracted.

#### 4.5 Test Facility

The test facility is recognized, certified, or accredited by the following organizations:

- **CNAS (No. CNAS L2929)**

CNAS has accredited SGS-CSTC Standards Technical Services Co., Ltd. Shenzhen Branch EMC Lab to ISO/IEC 17025:2005 General Requirements for the Competence of Testing and Calibration Laboratories (CNAS-CL01 Accreditation Criteria for the Competence of Testing and Calibration Laboratories) for the competence in the field of testing.

- **A2LA (Certificate No. 3816.01)**

SGS-CSTC Standards Technical Services Co., Ltd., Shenzhen EMC Laboratory is accredited by the American Association for Laboratory Accreditation(A2LA). Certificate No. 3816.01.

- **VCCI**

The 3m Fully-anechoic chamber for above 1GHz, 10m Semi-anechoic chamber for below 1GHz, Shielded Room for Mains Port Conducted Interference Measurement and Telecommunication Port Conducted Interference Measurement of SGS-CSTC Standards Technical Services Co., Ltd. have been registered in accordance with the Regulations for Voluntary Control Measures with Registration No.: G-20026, R-14188, C-12383 and T-11153 respectively.

- **FCC –Designation Number: CN1178**

SGS-CSTC Standards Technical Services Co., Ltd., Shenzhen EMC Laboratory has been recognized as an accredited testing laboratory.

Designation Number: CN1178. Test Firm Registration Number: 406779.

- **Innovation, Science and Economic Development Canada**

SGS-CSTC Standards Technical Services Co., Ltd., Shenzhen EMC Laboratory has been recognized by ISED as an accredited testing laboratory.

CAB identifier: CN0006.

IC#: 4620C.

#### 4.6 Deviation from Standards

None

#### 4.7 Abnormalities from Standard Conditions

None



Unless otherwise agreed in writing, this document is issued by the Company subject to its General Conditions of Service printed overleaf, available on request or accessible at <http://www.sgs.com/en/Terms-and-Conditions.aspx> and, for electronic format documents, subject to Terms and Conditions for Electronic Documents at <http://www.sgs.com/en/Terms-and-Conditions/Terms-e-Documents.aspx>. Attention is drawn to the limitation of liability, indemnification and jurisdiction issues defined therein. Any holder of this document is advised that information contained hereon reflects the Company's findings at the time of its intervention only and within the limits of Client's instructions, if any. The Company's sole responsibility is to its Client and this document does not exonerate parties to a transaction from exercising all their rights and obligations under the transaction documents. This document cannot be reproduced except in full, without prior written approval of the Company. Any unauthorized alteration, forgery or falsification of the content or appearance of this document is unlawful and offenders may be prosecuted to the fullest extent of the law. Unless otherwise stated the results shown in this test report refer only to the sample(s) tested and such sample(s) are retained for 30 days only.  
Attention: To check the authenticity of testing / inspection report & certificate, please contact us at telephone: (86-755) 8307 1443, or email: [CN.Doccheck@sgs.com](mailto:CN.Doccheck@sgs.com)

SGS-CSTC Standards Technical Services Co., Ltd.  
Shenzhen Branch EMC Laboratory

No.1 Workshop, M-10, Middle Section, Science & Technology Park, Shenzhen, China 518057 t (86-755) 26012053 f (86-755) 26710594 www.sgsgroup.com.cn  
中国·深圳·科技园中区M-10栋一号厂房 邮编: 518057 t (86-755) 26012053 f (86-755) 26710594 sgs.china@sgs.com

## 5 Equipment List

| Conducted Emissions at AC Power Line (150kHz-30MHz) |                  |               |              |            |              |
|---|------------------|---------------|--------------|------------|--------------|
| Equipment   | Manufacturer     | Model No      | Inventory No | Cal Date   | Cal Due Date |
| Shielding Room                                      | ZhongYu Electron | GB-88         | SEM001-06    | 2017-05-10 | 2020-05-09   |
| Measurement Software                                | AUDIX            | e3 V5.4.1221d | N/A          | N/A        | N/A          |
| Coaxial Cable                                       | SGS              | N/A           | SEM024-01    | 2018-07-12 | 2019-07-11   |
| LISN  | Rohde & Schwarz  | ENV216        | SEM007-01    | 2018-09-25 | 2019-09-24   |
| LISN  | ETS-LINDGREN     | 3816/2        | SEM007-02    | 2019-04-01 | 2020-03-31   |
| EMI Test Receiver                                   | Rohde & Schwarz  | ESCI          | SEM004-02    | 2019-04-01 | 2020-03-31   |

| Conducted Peak Output Power |                      |                         |              |            |              |
|-----------------------------|----------------------|-------------------------|--------------|------------|--------------|
| Equipment                   | Manufacturer         | Model No                | Inventory No | Cal Date   | Cal Due Date |
| DC Power Supply             | ZhaoXin              | RXN-305D                | SEM011-02    | 2018-09-25 | 2019-09-24   |
| Spectrum Analyzer           | Rohde & Schwarz      | FSP                     | SEM004-06    | 2018-09-27 | 2019-09-26   |
| Measurement Software        | JS Tonscend          | JS1120-2<br>BT/WIFI V2. | N/A          | N/A        | N/A          |
| Coaxial Cable               | SGS                  | N/A                     | SEM031-02    | 2018-07-12 | 2019-07-11   |
| Attenuator                  | Weinschel Associates | WA41                    | SEM021-09    | N/A        | N/A          |
| Signal Generator            | KEYSIGHT             | N5173B                  | SEM006-05    | 2018-09-27 | 2019-09-26   |
| Power Meter                 | Rohde & Schwarz      | NRVS                    | SEM014-02    | 2018-09-25 | 2019-09-24   |

| 20dB Bandwidth       |                      |                         |              |            |              |
|----------------------|----------------------|-------------------------|--------------|------------|--------------|
| Equipment            | Manufacturer         | Model No                | Inventory No | Cal Date   | Cal Due Date |
| DC Power Supply      | ZhaoXin              | RXN-305D                | SEM011-02    | 2018-09-25 | 2019-09-24   |
| Spectrum Analyzer    | Rohde & Schwarz      | FSP                     | SEM004-06    | 2018-09-27 | 2019-09-26   |
| Measurement Software | JS Tonscend          | JS1120-2<br>BT/WIFI V2. | N/A          | N/A        | N/A          |
| Coaxial Cable        | SGS                  | N/A                     | SEM031-02    | 2018-07-12 | 2019-07-11   |
| Attenuator           | Weinschel Associates | WA41                    | SEM021-09    | N/A        | N/A          |
| Signal Generator     | KEYSIGHT             | N5173B                  | SEM006-05    | 2018-09-27 | 2019-09-26   |
| Power Meter          | Rohde & Schwarz      | NRVS                    | SEM014-02    | 2018-09-25 | 2019-09-24   |

| Carrier Frequencies Separation |                 |                         |              |            |              |
|--------------------------------|-----------------|-------------------------|--------------|------------|--------------|
| Equipment                      | Manufacturer    | Model No                | Inventory No | Cal Date   | Cal Due Date |
| DC Power Supply                | ZhaoXin         | RXN-305D                | SEM011-02    | 2018-09-25 | 2019-09-24   |
| Spectrum Analyzer              | Rohde & Schwarz | FSP                     | SEM004-06    | 2018-09-27 | 2019-09-26   |
| Measurement Software           | JS Tonscend     | JS1120-2<br>BT/WIFI V2. | N/A          | N/A        | N/A          |
| Coaxial Cable                  | SGS             | N/A                     | SEM031-02    | 2018-07-12 | 2019-07-11   |



Unless otherwise agreed in writing, this document is issued by the Company subject to its General Conditions of Service printed overleaf, available on request or accessible at <http://www.sgs.com/en/Terms-and-Conditions.aspx> and, for electronic format documents, subject to Terms and Conditions for Electronic Documents at <http://www.sgs.com/en/Terms-and-Conditions/Terms-e-Documents.aspx>. Attention is drawn to the limitation of liability, indemnification and jurisdiction issues defined therein. Any holder of this document is advised that information contained hereon reflects the Company's findings at the time of its intervention only and within the limits of Client's instructions, if any. The Company's sole responsibility is to its Client and this document does not exonerate parties to a transaction from exercising all their rights and obligations under the transaction documents. This document cannot be reproduced except in full, without prior written approval of the Company. Any unauthorized alteration, forgery or falsification of the content or appearance of this document is unlawful and offenders may be prosecuted to the fullest extent of the law. Unless otherwise stated the results shown in this test report refer only to the sample(s) tested and such sample(s) are retained for 30 days only.

Attention: To check the authenticity of testing / inspection report & certificate, please contact us at telephone: (86-755) 8307 1443, or email: [CN.Doccheck@sgs.com](mailto:CN.Doccheck@sgs.com)  
No.1 Workshop, M-10, Middle Section, Science & Technology Park, Shenzhen, China 518057 t (86-755) 26012053 f (86-755) 26710594 www.sgs.com.cn  
中国·深圳·科技园中区M-10栋一号厂房 邮编: 518057 t (86-755) 26012053 f (86-755) 26710594 sgs.china@sgs.com





# SGS-CSTC Standards Technical Services Co., Ltd. Shenzhen Branch

Report No.: SZEM190401314702

Page: 9 of 95

|                  |                      |        |           |            |            |
|------------------|----------------------|--------|-----------|------------|------------|
| Attenuator       | Weinschel Associates | WA41   | SEM021-09 | N/A        | N/A        |
| Signal Generator | KEYSIGHT             | N5173B | SEM006-05 | 2018-09-27 | 2019-09-26 |
| Power Meter      | Rohde & Schwarz      | NRVS   | SEM014-02 | 2018-09-25 | 2019-09-24 |

## Hopping Channel Number

| Equipment            | Manufacturer         | Model No                | Inventory No | Cal Date   | Cal Due Date |
|----------------------|----------------------|-------------------------|--------------|------------|--------------|
| DC Power Supply      | ZhaoXin              | RXN-305D                | SEM011-02    | 2018-09-25 | 2019-09-24   |
| Spectrum Analyzer    | Rohde & Schwarz      | FSP                     | SEM004-06    | 2018-09-27 | 2019-09-26   |
| Measurement Software | JS Tonscend          | JS1120-2<br>BT/WIFI V2. | N/A          | N/A        | N/A          |
| Coaxial Cable        | SGS                  | N/A                     | SEM031-02    | 2018-07-12 | 2019-07-11   |
| Attenuator           | Weinschel Associates | WA41                    | SEM021-09    | N/A        | N/A          |
| Signal Generator     | KEYSIGHT             | N5173B                  | SEM006-05    | 2018-09-27 | 2019-09-26   |
| Power Meter          | Rohde & Schwarz      | NRVS                    | SEM014-02    | 2018-09-25 | 2019-09-24   |

## Dwell Time

| Equipment            | Manufacturer         | Model No                | Inventory No | Cal Date   | Cal Due Date |
|----------------------|----------------------|-------------------------|--------------|------------|--------------|
| DC Power Supply      | ZhaoXin              | RXN-305D                | SEM011-02    | 2018-09-25 | 2019-09-24   |
| Spectrum Analyzer    | Rohde & Schwarz      | FSP                     | SEM004-06    | 2018-09-27 | 2019-09-26   |
| Measurement Software | JS Tonscend          | JS1120-2<br>BT/WIFI V2. | N/A          | N/A        | N/A          |
| Coaxial Cable        | SGS                  | N/A                     | SEM031-02    | 2018-07-12 | 2019-07-11   |
| Attenuator           | Weinschel Associates | WA41                    | SEM021-09    | N/A        | N/A          |
| Signal Generator     | KEYSIGHT             | N5173B                  | SEM006-05    | 2018-09-27 | 2019-09-26   |
| Power Meter          | Rohde & Schwarz      | NRVS                    | SEM014-02    | 2018-09-25 | 2019-09-24   |

## Conducted Band Edges Measurement

| Equipment            | Manufacturer         | Model No                | Inventory No | Cal Date   | Cal Due Date |
|----------------------|----------------------|-------------------------|--------------|------------|--------------|
| DC Power Supply      | ZhaoXin              | RXN-305D                | SEM011-02    | 2018-09-25 | 2019-09-24   |
| Spectrum Analyzer    | Rohde & Schwarz      | FSP                     | SEM004-06    | 2018-09-27 | 2019-09-26   |
| Measurement Software | JS Tonscend          | JS1120-2<br>BT/WIFI V2. | N/A          | N/A        | N/A          |
| Coaxial Cable        | SGS                  | N/A                     | SEM031-02    | 2018-07-12 | 2019-07-11   |
| Attenuator           | Weinschel Associates | WA41                    | SEM021-09    | N/A        | N/A          |
| Signal Generator     | KEYSIGHT             | N5173B                  | SEM006-05    | 2018-09-27 | 2019-09-26   |
| Power Meter          | Rohde & Schwarz      | NRVS                    | SEM014-02    | 2018-09-25 | 2019-09-24   |



Unless otherwise agreed in writing, this document is issued by the Company subject to its General Conditions of Service printed overleaf, available on request or accessible at <http://www.sgs.com/en/Terms-and-Conditions.aspx> and, for electronic format documents, subject to Terms and Conditions for Electronic Documents at <http://www.sgs.com/en/Terms-and-Conditions/Terms-e-Documents.aspx>. Attention is drawn to the limitation of liability, indemnification and jurisdiction issues defined therein. Any holder of this document is advised that information contained hereon reflects the Company's findings at the time of its intervention only and within the limits of Client's instructions, if any. The Company's sole responsibility is to its Client and this document does not exonerate parties to a transaction from exercising all their rights and obligations under the transaction documents. This document cannot be reproduced except in full, without prior written approval of the Company. Any unauthorized alteration, forgery or falsification of the content or appearance of this document is unlawful and offenders may be prosecuted to the fullest extent of the law. Unless otherwise stated the results shown in this test report refer only to the sample(s) tested and such sample(s) are retained for 30 days only.  
Attention: To check the authenticity of testing / inspection report and certificate, please contact us at telephone: (86-755) 83071443, or email: [CN.Doccheck@sgs.com](mailto:CN.Doccheck@sgs.com)

SGS-CSTC Standards Technical Services Co., Ltd.  
Shenzhen Branch Laboratory

No.1 Workshop, M-10, Middle Section, Science & Technology Park, Shenzhen, China 518057 t (86-755) 26012053 f (86-755) 26710594 www.sgs.com.cn  
中国·深圳·科技园中区M-10栋一号厂房 邮编: 518057 t (86-755) 26012053 f (86-755) 26710594 sgs.china@sgs.com



**Conducted Spurious Emissions**

| Equipment            | Manufacturer         | Model No                | Inventory No | Cal Date   | Cal Due Date |
|----------------------|----------------------|-------------------------|--------------|------------|--------------|
| DC Power Supply      | ZhaoXin              | RXN-305D                | SEM011-02    | 2018-09-25 | 2019-09-24   |
| Spectrum Analyzer    | Rohde & Schwarz      | FSP                     | SEM004-06    | 2018-09-27 | 2019-09-26   |
| Measurement Software | JS Tonscend          | JS1120-2<br>BT/WIFI V2. | N/A          | N/A        | N/A          |
| Coaxial Cable        | SGS                  | N/A                     | SEM031-02    | 2018-07-12 | 2019-07-11   |
| Attenuator           | Weinschel Associates | WA41                    | SEM021-09    | N/A        | N/A          |
| Signal Generator     | KEYSIGHT             | N5173B                  | SEM006-05    | 2018-09-27 | 2019-09-26   |
| Power Meter          | Rohde & Schwarz      | NRVS                    | SEM014-02    | 2018-09-25 | 2019-09-24   |

**Radiated Emissions which fall in the restricted bands**

| Equipment                      | Manufacturer                       | Model No        | Inventory No | Cal Date   | Cal Due Date |
|--------------------------------|------------------------------------|-----------------|--------------|------------|--------------|
| 3m Semi-Anechoic Chamber       | AUDIX                              | N/A             | SEM001-02    | 2018-03-13 | 2021-03-12   |
| Measurement Software           | AUDIX                              | e3 V8.2014-6-27 | N/A          | N/A        | N/A          |
| Coaxial Cable                  | SGS                                | N/A             | SEM026-01    | 2018-07-12 | 2019-07-11   |
| EXA Spectrum Analyzer          | AgilentTechnologies Inc            | N9010A          | SEM004-12    | 2019-04-12 | 2020-04-11   |
| BiConiLog Antenna (26-3000MHz) | ETS-Lindgren                       | 3142C           | SEM003-01    | 2017-06-27 | 2020-06-26   |
| Horn Antenna (1-18GHz)         | Rohde & Schwarz                    | HF907           | SEM003-07    | 2018-04-13 | 2021-04-12   |
| Horn Antenna (15GHz-40GHz)     | Schwarzbeck                        | BBHA 9170       | SEM003-15    | 2017-10-17 | 2020-10-16   |
| Pre-amplifier (0.1-1300MHz)    | HP                                 | 8447D           | SEM005-02    | 2018-09-25 | 2019-09-24   |
| Pre-Amplifier (0.1-26.5GHz)    | Compliance Directions Systems Inc. | PAP-0126        | SEM004-11    | 2018-11-12 | 2019-11-11   |
| Pre-amplifier(18-26GHz)        | Rohde & Schwarz                    | CH14-H052       | SEM005-17    | 2019-04-01 | 2020-03-31   |
| Pre-amplifier (26GHz-40GHz)    | Compliance Directions Systems Inc. | PAP-2640-50     | SEM005-08    | 2019-04-01 | 2020-03-31   |
| DC Power Supply                | Zhao Xin                           | RXN-305D        | SEM011-02    | 2018-09-25 | 2019-09-24   |
| Active Loop Antenna            | ETS-Lindgren                       | 6502            | SEM003-08    | 2017-08-22 | 2020-08-21   |



Unless otherwise agreed in writing, this document is issued by the Company subject to its General Conditions of Service printed overleaf, available on request or accessible at <http://www.sgs.com/en/Terms-and-Conditions.aspx> and, for electronic format documents, subject to Terms and Conditions for Electronic Documents at <http://www.sgs.com/en/Terms-and-Conditions/Terms-e-Documents.aspx>. Attention is drawn to the limitation of liability, indemnification and jurisdiction issues defined therein. Any holder of this document is advised that information contained hereon reflects the Company's findings at the time of its intervention only and within the limits of Client's instructions, if any. The Company's sole responsibility is to its Client and this document does not exonerate parties to a transaction from exercising all their rights and obligations under the transaction documents. This document cannot be reproduced except in full, without prior written approval of the Company. Any unauthorized alteration, forgery or falsification of the content or appearance of this document is unlawful and offenders may be prosecuted to the fullest extent of the law. Unless otherwise stated the results shown in this test report refer only to the sample(s) tested and such sample(s) are retained for 30 days only.  
Attention: To check the authenticity of testing / inspection report & certificate, please contact us at telephone: (86-755) 8307 1443, or email: [CN.Doccheck@sgs.com](mailto:CN.Doccheck@sgs.com)

SGS-CSTC Standards Technical Services Co., Ltd.  
Shenzhen Branch (CMAA) EMC Laboratory

No.1 Workshop, M-10, Middle Section, Science & Technology Park, Shenzhen, China 518057 t (86-755) 26012053 f (86-755) 26710594 www.sgs.com.cn  
中国·深圳·科技园中区M-10栋一号厂房 邮编: 518057 t (86-755) 26012053 f (86-755) 26710594 sgs.china@sgs.com

| Radiated Spurious Emissions    |                                    |                 |              |            |              |
|--------------------------------|------------------------------------|-----------------|--------------|------------|--------------|
| Equipment                      | Manufacturer                       | Model No        | Inventory No | Cal Date   | Cal Due Date |
| 3m Semi-Anechoic Chamber       | AUDIX                              | N/A             | SEM001-02    | 2018-03-13 | 2021-03-12   |
| Measurement Software           | AUDIX                              | e3 V8.2014-6-27 | N/A          | N/A        | N/A          |
| Coaxial Cable                  | SGS                                | N/A             | SEM026-01    | 2018-07-12 | 2019-07-11   |
| EXA Spectrum Analyzer          | Agilent Technologies Inc           | N9010A          | SEM004-12    | 2019-04-12 | 2020-04-11   |
| BiConiLog Antenna (26-3000MHz) | ETS-Lindgren                       | 3142C           | SEM003-01    | 2017-06-27 | 2020-06-26   |
| Horn Antenna (1-18GHz)         | Rohde & Schwarz                    | HF907           | SEM003-07    | 2018-04-13 | 2021-04-12   |
| Horn Antenna (15GHz-40GHz)     | Schwarzbeck                        | BBHA 9170       | SEM003-15    | 2017-10-17 | 2020-10-16   |
| Pre-amplifier (0.1-1300MHz)    | HP                                 | 8447D           | SEM005-02    | 2018-09-25 | 2019-09-24   |
| Pre-Amplifier (0.1-26.5GHz)    | Compliance Directions Systems Inc. | PAP-0126        | SEM004-11    | 2018-11-12 | 2019-11-11   |
| Pre-amplifier(18-26GHz)        | Rohde & Schwarz                    | CH14-H052       | SEM005-17    | 2019-04-01 | 2020-03-31   |
| Pre-amplifier (26GHz-40GHz)    | Compliance Directions Systems Inc. | PAP-2640-50     | SEM005-08    | 2019-04-01 | 2020-03-31   |
| DC Power Supply                | Zhao Xin                           | RXN-305D        | SEM011-02    | 2018-09-25 | 2019-09-24   |
| Active Loop Antenna            | ETS-Lindgren                       | 6502            | SEM003-08    | 2017-08-22 | 2020-08-21   |

| RE in Chamber                  |                      |                 |               |            |               |
|--------------------------------|----------------------|-----------------|---------------|------------|---------------|
| Test Equipment                 | Manufacturer         | Model No.       | Inventory No. | Cal. Date  | Cal. Due date |
| 3m Semi-Anechoic Chamber       | ETS-LINDGREN         | N/A             | SEM001-01     | 2017-08-05 | 2020-08-04    |
| MXE EMI Receiver (20Hz-8.4GHz) | Agilent Technologies | N9038A          | SEM004-05     | 2018-09-25 | 2019-09-24    |
| BiConiLog Antenna (26-3000MHz) | ETS-LINDGREN         | 3142C           | SEM003-01     | 2017-06-27 | 2020-06-26    |
| Pre-amplifier (0.1-1300MHz)    | Agilent Technologies | 8447D           | SEM005-01     | 2019-04-01 | 2020-03-31    |
| Measurement Software           | AUDIX                | e3 V8.2014-6-27 | N/A           | N/A        | N/A           |
| Coaxial Cable                  | SGS                  | N/A             | SEM025-01     | 2018-07-12 | 2019-07-11    |



Unless otherwise agreed in writing, this document is issued by the Company subject to its General Conditions of Service printed overleaf, available on request or accessible at <http://www.sgs.com/en/Terms-and-Conditions.aspx> and, for electronic format documents, subject to Terms and Conditions for Electronic Documents at <http://www.sgs.com/en/Terms-and-Conditions/Terms-e-Documents.aspx>. Attention is drawn to the limitation of liability, indemnification and jurisdiction issues defined therein. Any holder of this document is advised that information contained hereon reflects the Company's findings at the time of its intervention only and within the limits of Client's instructions, if any. The Company's sole responsibility is to its Client and this document does not exonerate parties to a transaction from exercising all their rights and obligations under the transaction documents. This document cannot be reproduced except in full, without prior written approval of the Company. Any unauthorized alteration, forgery or falsification of the content or appearance of this document is unlawful and offenders may be prosecuted to the fullest extent of the law. Unless otherwise stated the results shown in this test report refer only to the sample(s) tested and such sample(s) are retained for 30 days only.

Attention: To check the authenticity of testing / inspection report and certificate, please contact us at telephone: (86-755) 8307 1443, or email: [CN.Doccheck@sgs.com](mailto:CN.Doccheck@sgs.com)

SGS-CSTC Standards Technical Services Co., Ltd.  
Shenzhen Branch Laboratory

No.1 Workshop, M-10, Middle Section, Science & Technology Park, Shenzhen, China 518057 t (86-755) 26012053 f (86-755) 26710594 www.sgs.com.cn  
中国·深圳·科技园中区M-10栋一号厂房 邮编: 518057 t (86-755) 26012053 f (86-755) 26710594 sgs.china@sgs.com



**SGS-CSTC Standards Technical Services Co., Ltd.**  
**Shenzhen Branch**

Report No.: SZEM190401314702

Page: 12 of 95

| General used equipment          |   |          |              |            |              |
|---------------------------------|---|----------|--------------|------------|--------------|
| Equipment                       | Manufacturer                              | Model No | Inventory No | Cal Date   | Cal Due Date |
| Humidity/ Temperature Indicator | Shanghai Meteorological Industry Factory  | ZJ1-2B   | SEM002-03    | 2018-09-27 | 2019-09-26   |
| Humidity/ Temperature Indicator | Shanghai Meteorological Industry Factory  | ZJ1-2B   | SEM002-04    | 2018-09-27 | 2019-09-26   |
| Humidity/ Temperature Indicator | Mingle                                    | N/A      | SEM002-08    | 2018-09-27 | 2019-09-26   |
| Barometer                       | Changchun Meteorological Industry Factory | DYM3     | SEM002-01    | 2019-04-04 | 2020-04-03   |



Unless otherwise agreed in writing, this document is issued by the Company subject to its General Conditions of Service printed overleaf, available on request or accessible at <http://www.sgs.com/en/Terms-and-Conditions.aspx> and, for electronic format documents, subject to Terms and Conditions for Electronic Documents at <http://www.sgs.com/en/Terms-and-Conditions/Terms-e-Documents.aspx>. Attention is drawn to the limitation of liability, indemnification and jurisdiction issues defined therein. Any holder of this document is advised that information contained hereon reflects the Company's findings at the time of its intervention only and within the limits of Client's instructions, if any. The Company's sole responsibility is to its Client and this document does not exonerate parties to a transaction from exercising all their rights and obligations under the transaction documents. This document cannot be reproduced except in full, without prior written approval of the Company. Any unauthorized alteration, forgery or falsification of the content or appearance of this document is unlawful and offenders may be prosecuted to the fullest extent of the law. Unless otherwise stated the results shown in this test report refer only to the sample(s) tested and such sample(s) are retained for 30 days only.  
Attention: To check the authenticity of testing / inspection report & certificate, please contact us at telephone: (86-755) 8307 1443, or email: [CN.Doccheck@sgs.com](mailto:CN.Doccheck@sgs.com)

SGS-CSTC Standards Technical Services Co., Ltd.  
Shenzhen Branch (China) Calibration Laboratory

No.1 Workshop, M-10, Middle Section, Science & Technology Park, Shenzhen, China 518057 t (86-755) 26012053 f (86-755) 26710594 www.sgs.com.cn  
中国·深圳·科技园中区M-10栋一号厂房 邮编: 518057 t (86-755) 26012053 f (86-755) 26710594 sgs.china@sgs.com





## 6 Radio Spectrum Technical Requirement

### 6.1 Antenna Requirement

#### 6.1.1 Test Requirement:

47 CFR Part 15, Subpart C 15.203 & 15.247(b)(4)

#### 6.1.2 Conclusion

Standard Requirement:

An intentional radiator shall be designed to ensure that no antenna other than that furnished by the responsible party shall be used with the device. The use of a permanently attached antenna or of an antenna that uses a unique coupling to the intentional radiator, the manufacturer may design the unit so that a broken antenna can be replaced by the user, but the use of a standard antenna jack or electrical connector is prohibited.

15.247(b) (4) requirement:

The conducted output power limit specified in paragraph (b) of this section is based on the use of antennas with directional gains that do not exceed 6 dBi. Except as shown in paragraph (c) of this section, if transmitting antennas of directional gain greater than 6 dBi are used, the conducted output power from the intentional radiator shall be reduced below the stated values in paragraphs (b)(1), (b)(2), and (b)(3) of this section, as appropriate, by the amount in dB that the directional gain of the antenna exceeds 6 dBi.

EUT Antenna:

The antenna is integrated on the main PCB and no consideration of replacement. The best case gain of the antenna is 0dBi.

Antenna location: Refer to Appendix(Internal photos)



Unless otherwise agreed in writing, this document is issued by the Company subject to its General Conditions of Service printed overleaf, available on request or accessible at <http://www.sgs.com/en/Terms-and-Conditions.aspx> and, for electronic format documents, subject to Terms and Conditions for Electronic Documents at <http://www.sgs.com/en/Terms-and-Conditions/Terms-e-Documents.aspx>. Attention is drawn to the limitation of liability, indemnification and jurisdiction issues defined therein. Any holder of this document is advised that information contained hereon reflects the Company's findings at the time of its intervention only and within the limits of Client's instructions, if any. The Company's sole responsibility is to its Client and this document does not exonerate parties to a transaction from exercising all their rights and obligations under the transaction documents. This document cannot be reproduced except in full, without prior written approval of the Company. Any unauthorized alteration, forgery or falsification of the content or appearance of this document is unlawful and offenders may be prosecuted to the fullest extent of the law. Unless otherwise stated the results shown in this test report refer only to the sample(s) tested and such sample(s) are retained for 30 days only.  
Attention: To check the authenticity of testing / inspection report & certificate, please contact us at telephone: (86-755) 8307 1443, or email: [CN.Doccheck@sgs.com](mailto:CN.Doccheck@sgs.com)

## 6.2 Other requirements Frequency Hopping Spread Spectrum System Hopping Sequence

### 6.2.1 Test Requirement:

47 CFR Part 15, Subpart C 15.247(a)(1),(g),(h)

### 6.2.2 Conclusion

Standard Requirement:

The system shall hop to channel frequencies that are selected at the system hopping rate from a Pseudorandom ordered list of hopping frequencies. Each frequency must be used equally on the average by each transmitter. The system receivers shall have input bandwidths that match the hopping channel bandwidths of their corresponding transmitters and shall shift frequencies in synchronization with the transmitted signals.

Frequency hopping spread spectrum systems are not required to employ all available hopping channels during each transmission. However, the system, consisting of both the transmitter and the receiver, must be designed to comply with all of the regulations in this section should the transmitter be presented with a continuous data (or information) stream. In addition, a system employing short transmission bursts must comply with the definition of a frequency hopping system and must distribute its transmissions over the minimum number of hopping channels specified in this section.

The incorporation of intelligence within a frequency hopping spread spectrum system that permits the system to recognize other users within the spectrum band so that it individually and independently chooses and adapts its hopsets to avoid hopping on occupied channels is permitted. The coordination of frequency hopping systems in any other manner for the express purpose of avoiding the simultaneous occupancy of individual hopping frequencies by multiple transmitters is not permitted.

Compliance for section 15.247(a)(1):

According to Technical Specification, the pseudorandom sequence may be generated in a nine-stage shift register whose 5th and 9th stage outputs are added in a modulo-two addition stage. And the result is fed back to the input of the first stage. The sequence begins with the first ONE of 9 consecutive ONES; i.e. the shift register is initialized with nine ones.

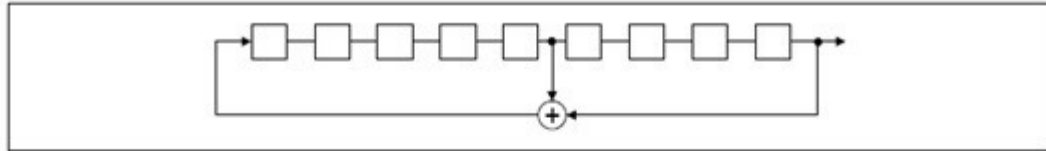
> Number of shift register stages: 9

> Length of pseudo-random sequence:  $2^9 - 1 = 511$  bits

> Longest sequence of zeros: 8 (non-inverted signal)

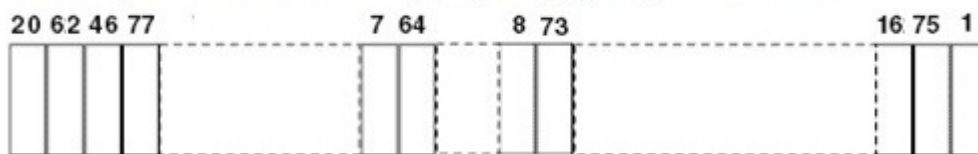
Linear Feedback Shift Register for Generation of the PRBS sequence

An example of Pseudorandom Frequency Hopping Sequence as follow:



*Linear Feedback Shift Register for Generation of the PRBS sequence*

An example of Pseudorandom Frequency Hopping Sequence as follow:



Each frequency used equally on the average by each transmitter.

According to Technical Specification, the receivers are designed to have input and IF bandwidths that match the hopping channel bandwidths of any transmitters and shift frequencies in synchronization with the transmitted signals.

Compliance for section 15.247(g):

According to Technical Specification, the system transmits the packet with the pseudorandom hopping frequency with a continuous data and the short burst transmission from the Bluetooth system is also transmitted under the frequency hopping system with the pseudorandom hopping frequency system.

Compliance for section 15.247(h):

According to Technical specification, the system incorporates with an adaptive system to detect other user within the spectrum band so that it individually and independently to avoid hopping on the occupied channels.

The system is designed not have the ability to coordinated with other FHSS System in an effort to avoid the simultaneous occupancy of individual hopping frequencies by multiple transmitter.



## 7 Radio Spectrum Matter Test Results

### 7.1 Conducted Emissions at AC Power Line (150kHz-30MHz)

Test Requirement 47 CFR Part 15, Subpart C 15.207

Test Method: ANSI C63.10 (2013) Section 6.2

Limit:

| Frequency of emission(MHz) | Conducted limit(dBμV) |           |
|----------------------------|-----------------------|-----------|
|                            | Quasi-peak            | Average   |
| 0.15-0.5                   | 66 to 56*             | 56 to 46* |
| 0.5-5                      | 56                    | 46        |
| 5-30                       | 60                    | 50        |

\*Decreases with the logarithm of the frequency.



Unless otherwise agreed in writing, this document is issued by the Company subject to its General Conditions of Service printed overleaf, available on request or accessible at <http://www.sgs.com/en/Terms-and-Conditions.aspx> and, for electronic format documents, subject to Terms and Conditions for Electronic Documents at <http://www.sgs.com/en/Terms-and-Conditions/Terms-e-Documents.aspx>. Attention is drawn to the limitation of liability, indemnification and jurisdiction issues defined therein. Any holder of this document is advised that information contained hereon reflects the Company's findings at the time of its intervention only and within the limits of Client's instructions, if any. The Company's sole responsibility is to its Client and this document does not exonerate parties to a transaction from exercising all their rights and obligations under the transaction documents. This document cannot be reproduced except in full, without prior written approval of the Company. Any unauthorized alteration, forgery or falsification of the content or appearance of this document is unlawful and offenders may be prosecuted to the fullest extent of the law. Unless otherwise stated the results shown in this test report refer only to the sample(s) tested and such sample(s) are retained for 30 days only.

Attention: To check the authenticity of testing / inspection report & certificate, please contact us at telephone: (86-755) 8307 1443, or email: [CN.Doccheck@sgs.com](mailto:CN.Doccheck@sgs.com)

SGS-CSTC Standards Technical Services Co., Ltd.  
Shenzhen Branch (SGS-CSTC) Laboratory

No.1 Workshop, M-10, Middle Section, Science & Technology Park, Shenzhen, China 518057 t (86-755) 26012053 f (86-755) 26710594 www.sgsgroup.com.cn  
中国·深圳·科技园中区M-10栋一号厂房 邮编: 518057 t (86-755) 26012053 f (86-755) 26710594 sgs.china@sgs.com



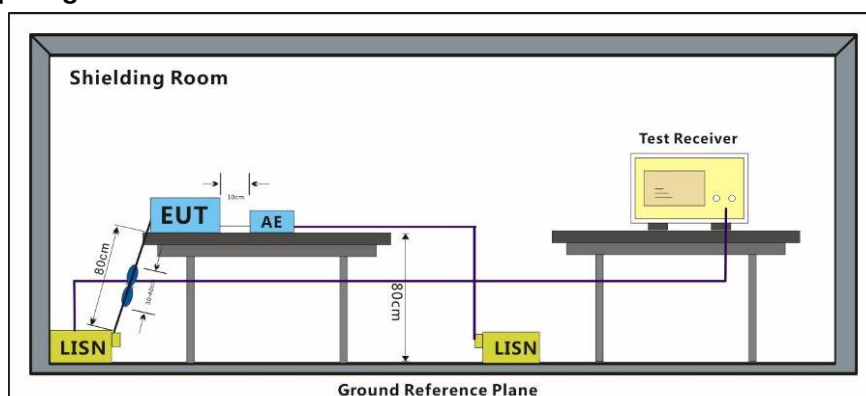
### 7.1.1 E.U.T. Operation

Operating Environment:

Temperature: 25 °C Humidity: 56 % RH Atmospheric Pressure: 1005 mbar

Test mode d:Charge + TX\_non-Hop mode\_Keep the EUT in charging and continuously transmitting mode with GFSK modulation,  $\pi/4$ DQPSK modulation, 8DPSK modulation. All modes have been tested and only the data of worst case is recorded in the report.

### 7.1.2 Test Setup Diagram

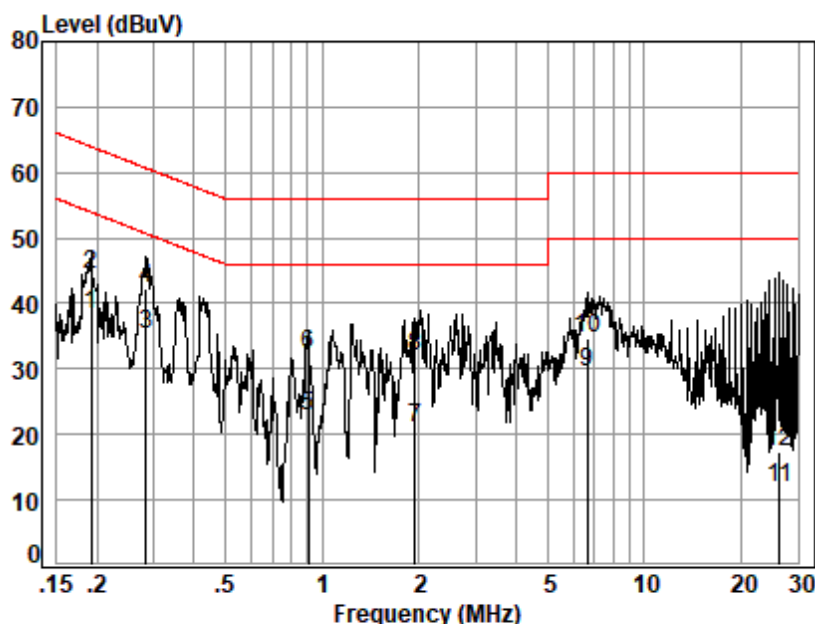


### 7.1.3 Measurement Procedure and Data

- 1) The mains terminal disturbance voltage test was conducted in a shielded room.
- 2) The EUT was connected to AC power source through a LISN 1 (Line Impedance Stabilization Network) which provides a 50ohm/50μH + 50hm linear impedance. The power cables of all other units of the EUT were connected to a second LISN 2, which was bonded to the ground reference plane in the same way as the LISN 1 for the unit being measured. A multiple socket outlet strip was used to connect multiple power cables to a single LISN provided the rating of the LISN was not exceeded.
- 3) The tabletop EUT was placed upon a non-metallic table 0.8m above the ground reference plane. And for floor-standing arrangement, the EUT was placed on the horizontal ground reference plane,
- 4) The test was performed with a vertical ground reference plane. The rear of the EUT shall be 0.4 m from the vertical ground reference plane. The vertical ground reference plane was bonded to the horizontal ground reference plane. The LISN 1 was placed 0.8 m from the boundary of the unit under test and bonded to a ground reference plane for LISNs mounted on top of the ground reference plane. This distance was between the closest points of the LISN 1 and the EUT. All other units of the EUT and associated equipment was at least 0.8 m from the LISN 2.
- 5) In order to find the maximum emission, the relative positions of equipment and all of the interface cables must be changed according to ANSI C63.10 on conducted measurement.

Remark: LISN=Read Level+ Cable Loss+ LISN Factor

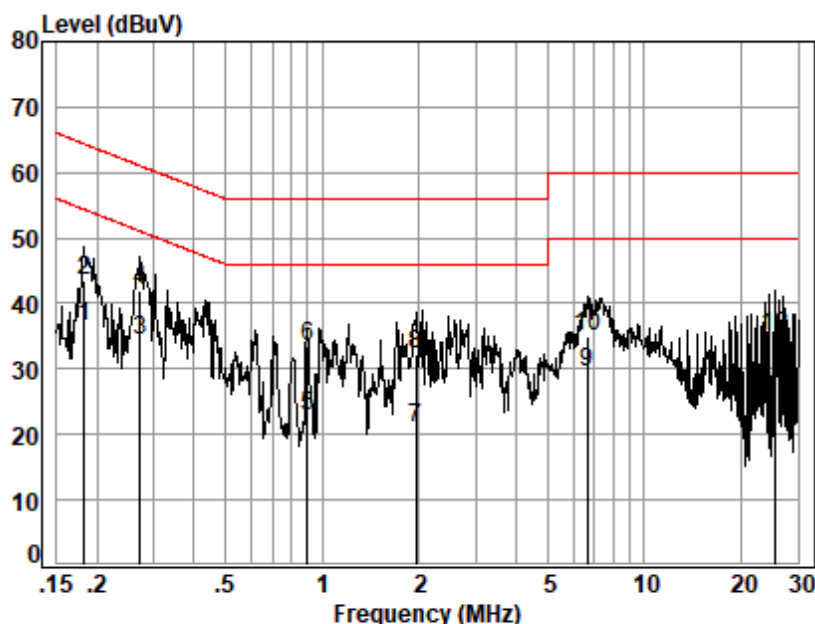
Mode:d; Line:Live Line



Site : Shielding Room  
Condition: Line  
Job No. : 13147CR  
Test mode: d

|    | Freq  | Cable Loss | LISN Factor | Read Level | Level | Limit Line | Over Limit | Remark  |
|----|-------|------------|-------------|------------|-------|------------|------------|---------|
|    | MHz   | dB         | dB          | dBuV       | dBuV  | dBuV       | dB         |         |
| 1  | 0.19  | 0.02       | 9.66        | 28.65      | 38.33 | 53.98      | -15.65     | Average |
| 2  | 0.19  | 0.02       | 9.66        | 34.63      | 44.31 | 63.98      | -19.67     | QP      |
| 3  | 0.28  | 0.04       | 9.67        | 25.61      | 35.32 | 50.72      | -15.40     | Average |
| 4  | 0.28  | 0.04       | 9.67        | 32.68      | 42.39 | 60.72      | -18.33     | QP      |
| 5  | 0.91  | 0.09       | 9.74        | 12.93      | 22.76 | 46.00      | -23.24     | Average |
| 6  | 0.91  | 0.09       | 9.74        | 22.53      | 32.36 | 56.00      | -23.64     | QP      |
| 7  | 1.94  | 0.16       | 9.72        | 11.17      | 21.05 | 46.00      | -24.95     | Average |
| 8  | 1.94  | 0.16       | 9.72        | 22.13      | 32.01 | 56.00      | -23.99     | QP      |
| 9  | 6.63  | 0.17       | 9.77        | 19.47      | 29.41 | 50.00      | -20.59     | Average |
| 10 | 6.63  | 0.17       | 9.77        | 24.88      | 34.82 | 60.00      | -25.18     | QP      |
| 11 | 26.28 | 0.27       | 10.30       | 1.28       | 11.85 | 50.00      | -38.15     | Average |
| 12 | 26.28 | 0.27       | 10.30       | 6.85       | 17.42 | 60.00      | -42.58     | QP      |

Mode:d; Line:Neutral Line



Site : Shielding Room

Condition: Neutral

Job No. : 13147CR

Test mode: d

|    | Freq  | Cable Loss | LISN Factor | Read Level | Level | Limit Line | Over Limit | Remark  |
|----|-------|------------|-------------|------------|-------|------------|------------|---------|
|    | MHz   | dB         | dB          | dBuV       | dBuV  | dBuV       | dB         |         |
| 1  | 0.18  | 0.02       | 9.64        | 26.75      | 36.41 | 54.37      | -17.96     | Average |
| 2  | 0.18  | 0.02       | 9.64        | 33.87      | 43.53 | 64.37      | -20.84     | QP      |
| 3  | 0.27  | 0.04       | 9.64        | 24.61      | 34.29 | 51.03      | -16.74     | Average |
| 4  | 0.27  | 0.04       | 9.64        | 32.21      | 41.89 | 61.03      | -19.14     | QP      |
| 5  | 0.90  | 0.09       | 9.71        | 13.11      | 22.91 | 46.00      | -23.09     | Average |
| 6  | 0.90  | 0.09       | 9.71        | 23.61      | 33.41 | 56.00      | -22.59     | QP      |
| 7  | 1.95  | 0.16       | 9.69        | 11.21      | 21.06 | 46.00      | -24.94     | Average |
| 8  | 1.95  | 0.16       | 9.69        | 22.35      | 32.20 | 56.00      | -23.80     | QP      |
| 9  | 6.63  | 0.17       | 9.75        | 19.63      | 29.55 | 50.00      | -20.45     | Average |
| 10 | 6.63  | 0.17       | 9.75        | 24.99      | 34.91 | 60.00      | -25.09     | QP      |
| 11 | 25.32 | 0.26       | 10.30       | 15.29      | 25.85 | 50.00      | -24.15     | Average |
| 12 | 25.32 | 0.26       | 10.30       | 24.50      | 35.06 | 60.00      | -24.94     | QP      |

## 7.2 Conducted Peak Output Power

Test Requirement 47 CFR Part 15, Subpart C 15.247(b)(1)

Test Method: ANSI C63.10 (2013) Section 7.8.5

Limit:

| Frequency range(MHz) | Output power of the intentional radiator(watt)         |
|----------------------|--|
| 902-928              | 1 for $\geq 50$ hopping channels                       |
|                      | 0.25 for $25 \leq$ hopping channels $< 50$             |
|                      | 1 for digital modulation                               |
| 2400-2483.5          | 1 for $\geq 75$ non-overlapping hopping channels       |
|                      | 0.125 for all other frequency hopping systems          |
|                      | 1 for digital modulation                               |
| 5725-5850            | 1 for frequency hopping systems and digital modulation |

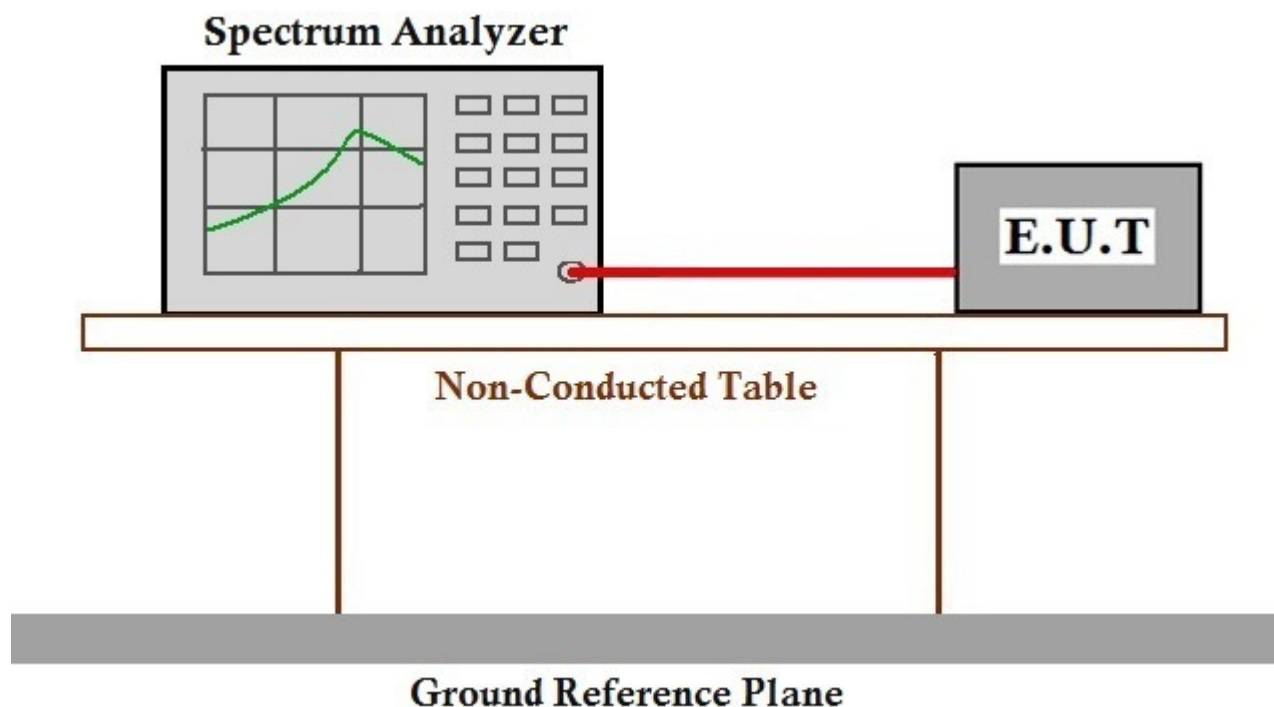


### 7.2.1 E.U.T. Operation

Operating Environment:

Temperature: 22.5 °C Humidity: 57.3 % RH Atmospheric Pressure: 1005 mbar  
Test mode c:TX\_non-Hop mode\_Keep the EUT in continuously transmitting mode with GFSK modulation,  $\pi/4$ DQPSK modulation, 8DPSK modulation. All modes have been tested and only the data of worst case is recorded in the report.

### 7.2.2 Test Setup Diagram



### 7.2.3 Measurement Procedure and Data

The detailed test data see: Appendix 15.247

### 7.3 20dB Bandwidth

Test Requirement 47 CFR Part 15, Subpart C 15.247(a)(1)  
Test Method: ANSI C63.10 (2013) Section 7.8.7

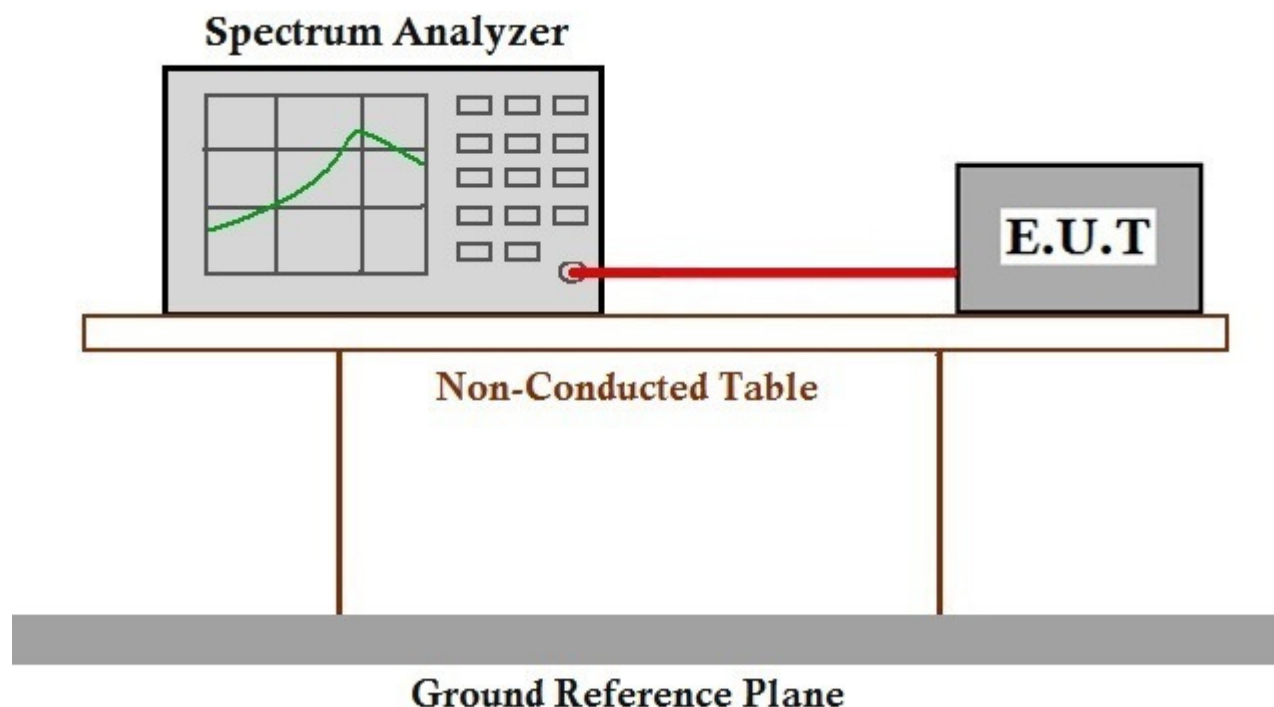
#### 7.3.1 E.U.T. Operation

Operating Environment:

Temperature: 22.5 °C Humidity: 57.3 % RH Atmospheric Pressure: 1005 mbar

Test mode c:TX\_non-Hop mode Keep the EUT in continuously transmitting mode with GFSK modulation,  $\pi/4$ DQPSK modulation, 8DPSK modulation. All modes have been tested and only the data of worst case is recorded in the report.

#### 7.3.2 Test Setup Diagram



#### 7.3.3 Measurement Procedure and Data

The detailed test data see: Appendix 15.247

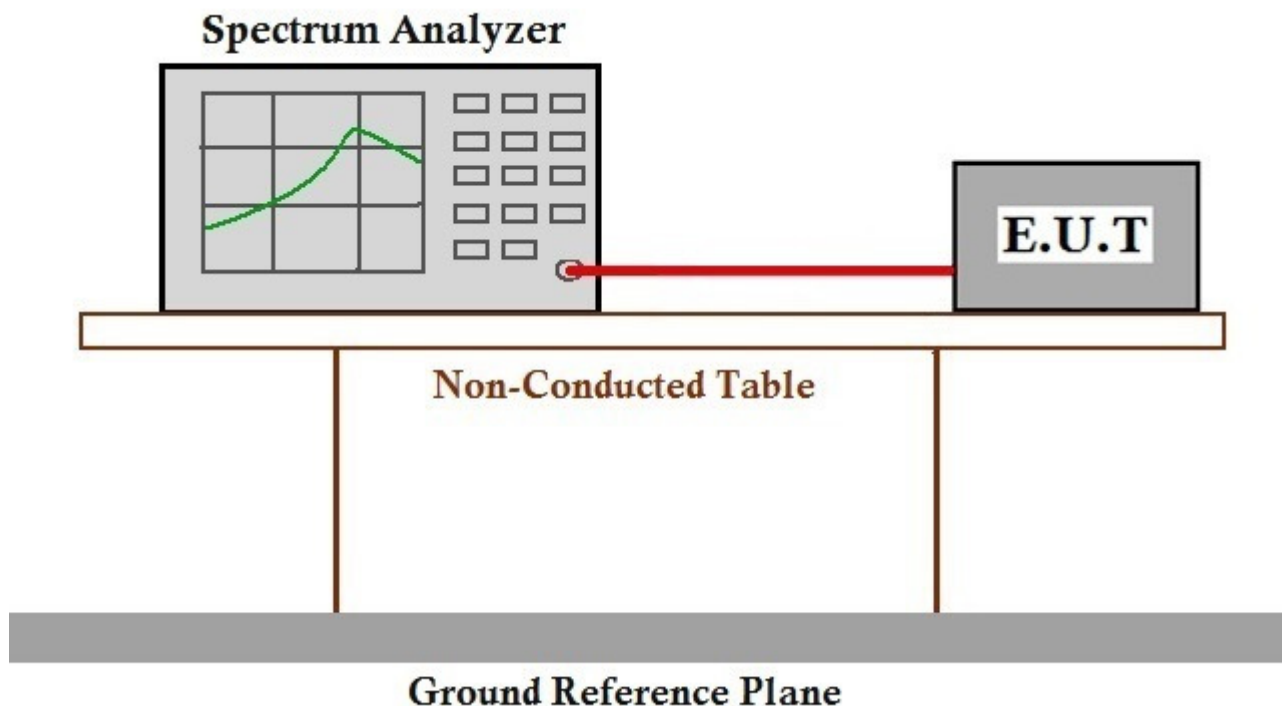
## 7.4 Carrier Frequencies Separation

Test Requirement: 47 CFR Part 15, Subpart C 15.247a(1)  
Test Method: ANSI C63.10 (2013) Section 7.8.2  
Limit: 2/3 of the 20dB bandwidth base on the transmission power is less than 0.125W

### 7.4.1 E.U.T. Operation

Operating Environment:  
Temperature: 22.5 °C Humidity: 57.3 % RH Atmospheric Pressure: 1005 mbar  
Test mode: b:TX\_Hop mode\_Keep the EUT in frequency hopping mode with GFSK modulation,  $\pi/4$ DQPSK modulation, 8DPSK modulation. All modes have been tested and only the data of worst case is recorded in the report.

### 7.4.2 Test Setup Diagram



### 7.4.3 Measurement Procedure and Data

The detailed test data see: Appendix 15.247

## 7.5 Hopping Channel Number

Test Requirement 47 CFR Part 15, Subpart C 15.247a(1)(iii)  
Test Method: ANSI C63.10 (2013) Section 7.8.3  
Limit:

| Frequency range(MHz) | Number of hopping channels (minimum) |
|----------------------|--------------------------------------|
| 902-928              | 50 for 20dB bandwidth <250kHz        |
|                      | 25 for 20dB bandwidth ≥250kHz        |
| 2400-2483.5          | 15                                   |
| 5725-5850            | 75                                   |

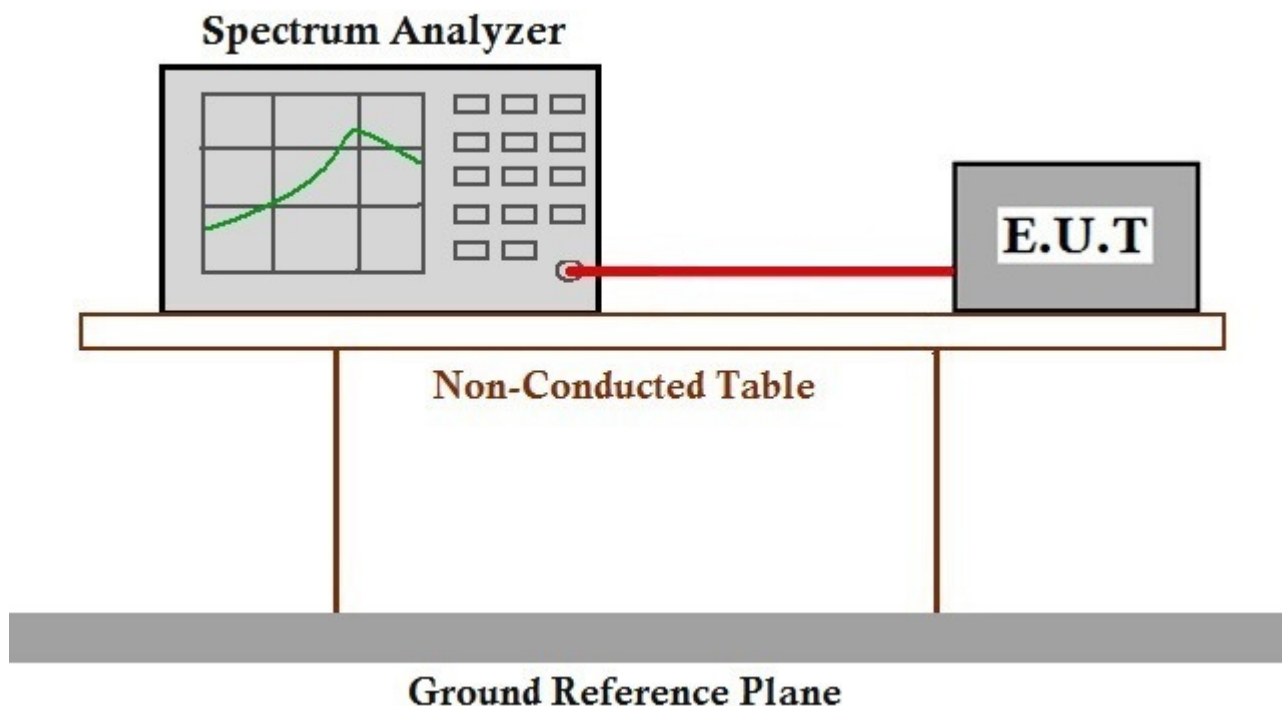
### 7.5.1 E.U.T. Operation

Operating Environment:

Temperature: 22.5 °C Humidity: 57.4 % RH Atmospheric Pressure: 1005 mbar

Test mode b:TX\_Hop mode\_Keep the EUT in frequency hopping mode with GFSK modulation,  $\pi/4$ DQPSK modulation, 8DPSK modulation. All modes have been tested and only the data of worst case is recorded in the report.

### 7.5.2 Test Setup Diagram



### 7.5.3 Measurement Procedure and Data

The detailed test data see: Appendix 15.247





## 7.6 Dwell Time

Test Requirement 47 CFR Part 15, Subpart C 15.247a(1)(iii)  
Test Method: ANSI C63.10 (2013) Section 7.8.4  
Limit:

| Frequency(MHz) | Limit   |
|----------------|---|
| 902-928        | 0.4S within a 20S period(20dB bandwidth<250kHz)                           |
|                | 0.4S within a 10S period(20dB bandwidth≥250kHz)                           |
| 2400-2483.5    | 0.4S within a period of 0.4S multiplied by the number of hopping channels |
| 5725-5850      | 0.4S within a 30S period  |



Unless otherwise agreed in writing, this document is issued by the Company subject to its General Conditions of Service printed overleaf, available on request or accessible at <http://www.sgs.com/en/Terms-and-Conditions.aspx> and, for electronic format documents, subject to Terms and Conditions for Electronic Documents at <http://www.sgs.com/en/Terms-and-Conditions/Terms-e-Documents.aspx>. Attention is drawn to the limitation of liability, indemnification and jurisdiction issues defined therein. Any holder of this document is advised that information contained hereon reflects the Company's findings at the time of its intervention only and within the limits of Client's instructions, if any. The Company's sole responsibility is to its Client and this document does not exonerate parties to a transaction from exercising all their rights and obligations under the transaction documents. This document cannot be reproduced except in full, without prior written approval of the Company. Any unauthorized alteration, forgery or falsification of the content or appearance of this document is unlawful and offenders may be prosecuted to the fullest extent of the law. Unless otherwise stated the results shown in this test report refer only to the sample(s) tested and such sample(s) are retained for 30 days only.  
Attention: To check the authenticity of testing / inspection report & certificate, please contact us at telephone: (86-755) 8307 1443, or email: [CN.Doccheck@sgs.com](mailto:CN.Doccheck@sgs.com)

SGS-CSTC Standards Technical Services Co., Ltd.  
Shenzhen Branch (China) Testing Laboratory

No.1 Workshop, M-10, Middle Section, Science & Technology Park, Shenzhen, China 518057 t (86-755) 26012053 f (86-755) 26710594 www.sgsgroup.com.cn  
中国·深圳·科技园中区M-10栋一号厂房 邮编: 518057 t (86-755) 26012053 f (86-755) 26710594 sgs.china@sgs.com

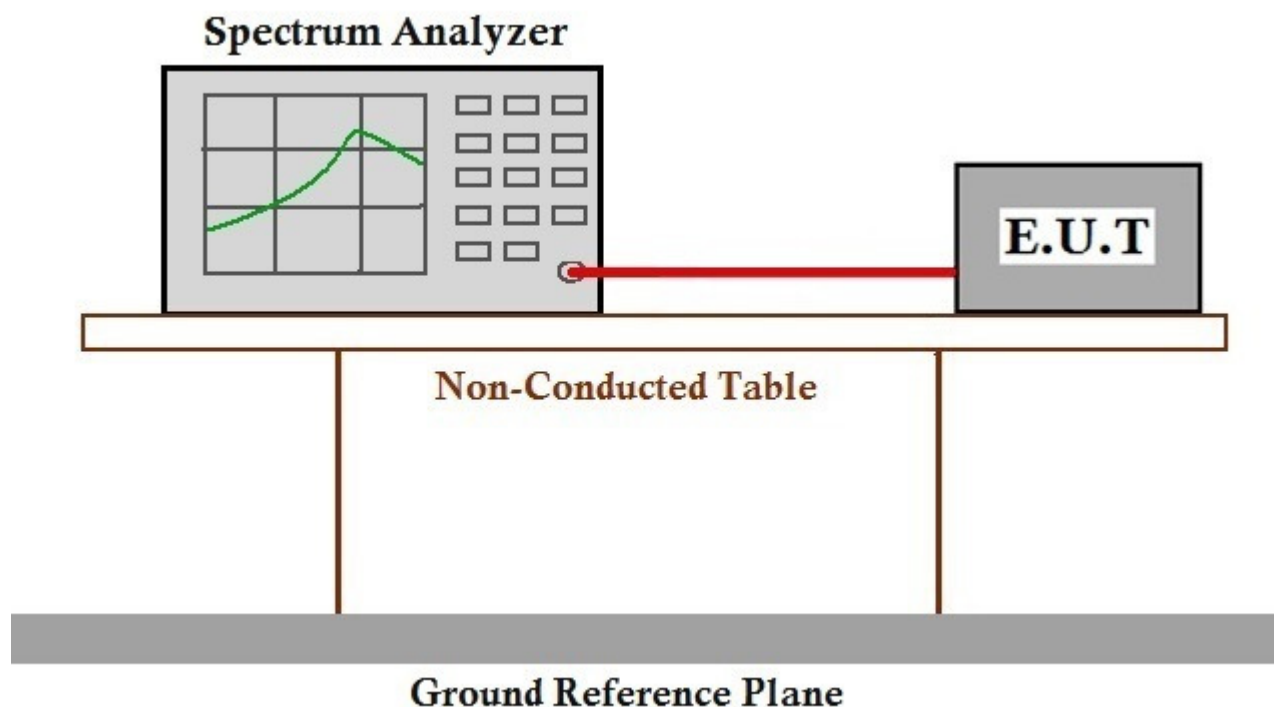
### 7.6.1 E.U.T. Operation

Operating Environment:

Temperature: 22.5 °C Humidity: 57.4 % RH Atmospheric Pressure: 1005 mbar

Test mode b:TX\_Hop mode\_Keep the EUT in frequency hopping mode with GFSK modulation,  $\pi/4$ DQPSK modulation, 8DPSK modulation. All modes have been tested and only the data of worst case is recorded in the report.

### 7.6.2 Test Setup Diagram



### 7.6.3 Measurement Procedure and Data

The detailed test data see: Appendix 15.247



## 7.7 Conducted Band Edges Measurement

Test Requirement 47 CFR Part 15, Subpart C 15.247(d)

Test Method: ANSI C63.10 (2013) Section 7.8.6

Limit: In any 100 kHz bandwidth outside the frequency band in which the spread spectrum or digitally modulated intentional radiator is operating, the radio frequency power that is produced by the intentional radiator shall be at least 20 dB below that in the 100 kHz bandwidth within the band that contains the highest level of the desired power, based on either an RF conducted or a radiated measurement, provided the transmitter demonstrates compliance with the peak conducted power limits. If the transmitter complies with the conducted power limits based on the use of RMS averaging over a time interval, as permitted under paragraph (b)(3) of this section, the attenuation required under this paragraph shall be 30 dB instead of 20 dB. Attenuation below the general limits specified in §15.209(a) is not required. In addition, radiated emissions which fall in the restricted bands, as defined in §15.205(a), must also comply with the radiated emission limits specified in §15.209(a) (see §15.205(c))



Unless otherwise agreed in writing, this document is issued by the Company subject to its General Conditions of Service printed overleaf, available on request or accessible at <http://www.sgs.com/en/Terms-and-Conditions.aspx> and, for electronic format documents, subject to Terms and Conditions for Electronic Documents at <http://www.sgs.com/en/Terms-and-Conditions/Terms-e-Documents.aspx>. Attention is drawn to the limitation of liability, indemnification and jurisdiction issues defined therein. Any holder of this document is advised that information contained hereon reflects the Company's findings at the time of its intervention only and within the limits of Client's instructions, if any. The Company's sole responsibility is to its Client and this document does not exonerate parties to a transaction from exercising all their rights and obligations under the transaction documents. This document cannot be reproduced except in full, without prior written approval of the Company. Any unauthorized alteration, forgery or falsification of the content or appearance of this document is unlawful and offenders may be prosecuted to the fullest extent of the law. Unless otherwise stated the results shown in this test report refer only to the sample(s) tested and such sample(s) are retained for 30 days only.  
Attention: To check the authenticity of testing / inspection report & certificate, please contact us at telephone: (86-755) 8307 1443, or email: [CN.Doccheck@sgs.com](mailto:CN.Doccheck@sgs.com)

SGS-CSTC Standards Technical Services Co., Ltd.  
Shenzhen Branch (SGS-CSTC) Laboratory

No.1 Workshop, M-10, Middle Section, Science & Technology Park, Shenzhen, China 518057 t (86-755) 26012053 f (86-755) 26710594 www.sgsgroup.com.cn  
中国·深圳·科技园中区M-10栋一号厂房 邮编: 518057 t (86-755) 26012053 f (86-755) 26710594 sgs.china@sgs.com

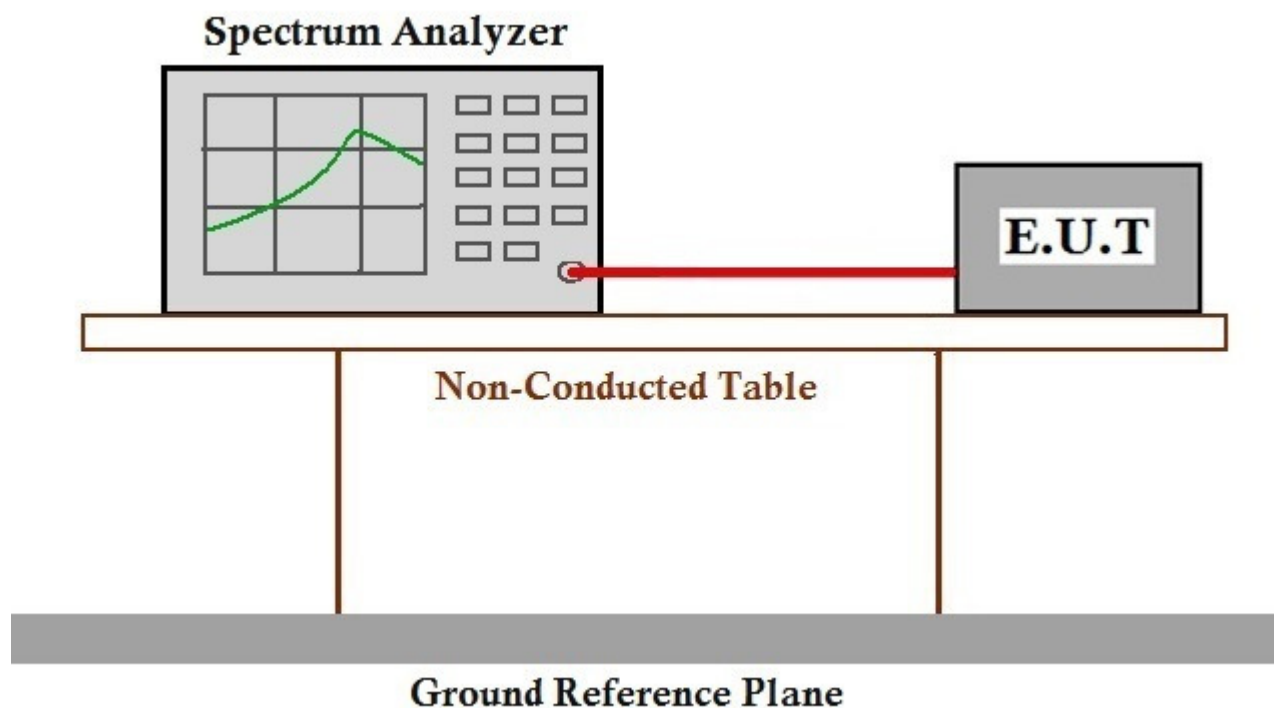
### 7.7.1 E.U.T. Operation

Operating Environment:

Temperature: 22.5 °C Humidity: 57.5 % RH Atmospheric Pressure: 1005 mbar

Test mode: b:TX\_Hop mode\_Keep the EUT in frequency hopping mode with GFSK modulation,  $\pi/4$ DQPSK modulation, 8DPSK modulation. All modes have been tested and only the data of worst case is recorded in the report.  
c:TX\_non-Hop mode\_Keep the EUT in continuously transmitting mode with GFSK modulation,  $\pi/4$ DQPSK modulation, 8DPSK modulation. All modes have been tested and only the data of worst case is recorded in the report.

### 7.7.2 Test Setup Diagram



### 7.7.3 Measurement Procedure and Data

The detailed test data see: Appendix 15.247



## 7.8 Conducted Spurious Emissions

|                  |   |
|------------------|---|
| Test Requirement | 47 CFR Part 15, Subpart C 15.247(d)   |
| Test Method:     | ANSI C63.10 (2013) Section 7.8.8  |
| Limit:           | In any 100 kHz bandwidth outside the frequency band in which the spread spectrum or digitally modulated intentional radiator is operating, the radio frequency power that is produced by the intentional radiator shall be at least 20 dB below that in the 100 kHz bandwidth within the band that contains the highest level of the desired power, based on either an RF conducted or a radiated measurement, provided the transmitter demonstrates compliance with the peak conducted power limits. If the transmitter complies with the conducted power limits based on the use of RMS averaging over a time interval, as permitted under paragraph (b)(3) of this section, the attenuation required under this paragraph shall be 30 dB instead of 20 dB. Attenuation below the general limits specified in §15.209(a) is not required. In addition, radiated emissions which fall in the restricted bands, as defined in §15.205(a), must also comply with the radiated emission limits specified in §15.209(a) (see §15.205(c)) |



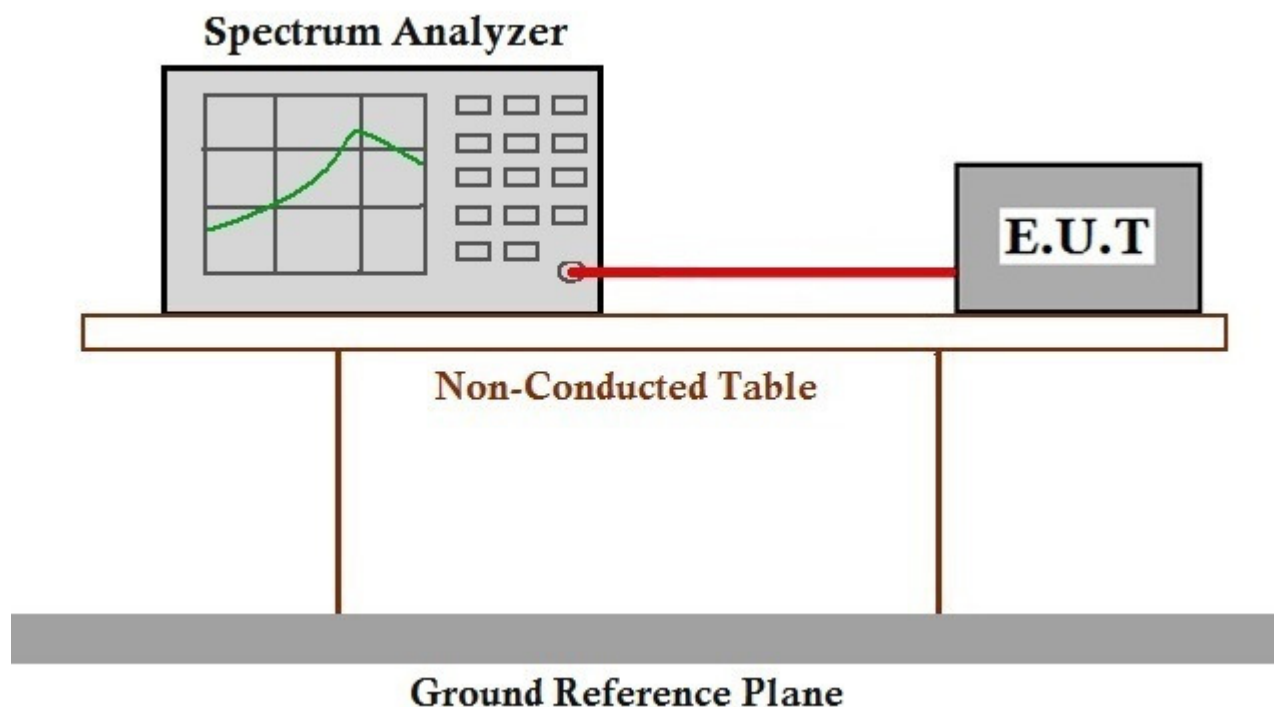
### 7.8.1 E.U.T. Operation

Operating Environment:

Temperature: 22.5 °C Humidity: 57.4 % RH Atmospheric Pressure: 1005 mbar

Test mode c:TX\_non-Hop mode\_Keep the EUT in continuously transmitting mode with GFSK modulation,  $\pi/4$ DQPSK modulation, 8DPSK modulation. All modes have been tested and only the data of worst case is recorded in the report.

### 7.8.2 Test Setup Diagram



### 7.8.3 Measurement Procedure and Data

The detailed test data see: Appendix 15.247



## 7.9 Radiated Emissions which fall in the restricted bands

Test Requirement 47 CFR Part 15, Subpart C 15.205 & 15.209  
Test Method: ANSI C63.10 (2013) Section 6.10.5  
Measurement Distance: 3m  
Limit:

| Frequency(MHz) | Field strength(microvolts/meter) | Measurement distance(meters) |
|----------------|----------------------------------|------------------------------|
| 0.009-0.490    | 2400/F(kHz)                      | 300                          |
| 0.490-1.705    | 24000/F(kHz)                     | 30                           |
| 1.705-30.0     | 30                               | 30                           |
| 30-88          | 100                              | 3                            |
| 88-216         | 150                              | 3                            |
| 216-960        | 200                              | 3                            |
| Above 960      | 500                              | 3                            |

Remark: The emission limits shown in the above table are based on measurements employing a CISPR quasi-peak detector except for the frequency bands 9-90kHz, 110-490kHz and above 1000 MHz. Radiated emission limits in these three bands are based on measurements employing an average detector, the peak field strength of any emission shall not exceed the maximum permitted average limits specified above by more than 20 dB under any condition of modulation.



SGS-CSTC Standards Technical Services Co., Ltd.  
Shenzhen Branch (SGS-CSTC) Laboratory

Unless otherwise agreed in writing, this document is issued by the Company subject to its General Conditions of Service printed overleaf, available on request or accessible at <http://www.sgs.com/en/Terms-and-Conditions.aspx> and, for electronic format documents, subject to Terms and Conditions for Electronic Documents at <http://www.sgs.com/en/Terms-and-Conditions/Terms-e-Documents.aspx>. Attention is drawn to the limitation of liability, indemnification and jurisdiction issues defined therein. Any holder of this document is advised that information contained hereon reflects the Company's findings at the time of its intervention only and within the limits of Client's instructions, if any. The Company's sole responsibility is to its Client and this document does not exonerate parties to a transaction from exercising all their rights and obligations under the transaction documents. This document cannot be reproduced except in full, without prior written approval of the Company. Any unauthorized alteration, forgery or falsification of the content or appearance of this document is unlawful and offenders may be prosecuted to the fullest extent of the law. Unless otherwise stated the results shown in this test report refer only to the sample(s) tested and such sample(s) are retained for 30 days only.  
Attention: To check the authenticity of testing / inspection report & certificate, please contact us at telephone: (86-755) 8307 1443, or email: [CN.Doccheck@sgs.com](mailto:CN.Doccheck@sgs.com)

No.1 Workshop, M-10, Middle Section, Science & Technology Park, Shenzhen, China 518057 t (86-755) 26012053 f (86-755) 26710594 www.sgs.com.cn  
中国·深圳·科技园中区M-10栋一号厂房 邮编: 518057 t (86-755) 26012053 f (86-755) 26710594 sgs.china@sgs.com

### 7.9.1 E.U.T. Operation

Operating Environment:

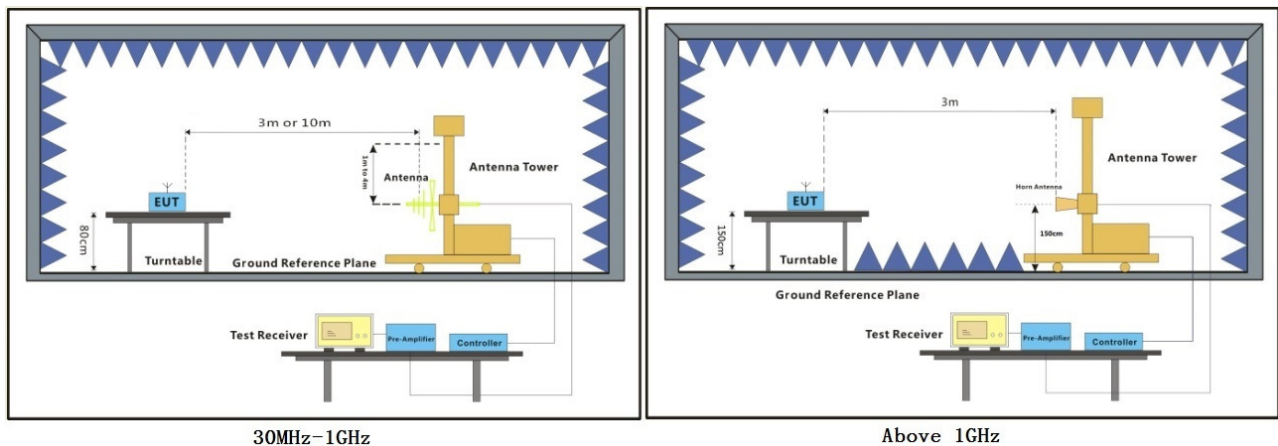
Temperature: 24.2 °C Humidity: 54.6 % RH Atmospheric Pressure: 1005 mbar

Pretest these modes to find the worst case: c:TX\_non-Hop mode\_Keep the EUT in continuously transmitting mode with GFSK modulation,  $\pi/4$ DQPSK modulation, 8DPSK modulation. All modes have been tested and only the data of worst case is recorded in the report.

d:Charge + TX\_non-Hop mode\_Keep the EUT in charging and continuously transmitting mode with GFSK modulation,  $\pi/4$ DQPSK modulation, 8DPSK modulation. All modes have been tested and only the data of worst case is recorded in the report.

The worst case for final test: d:Charge + TX\_non-Hop mode\_Keep the EUT in charging and continuously transmitting mode with GFSK modulation,  $\pi/4$ DQPSK modulation, 8DPSK modulation. All modes have been tested and only the data of worst case is recorded in the report.

### 7.9.2 Test Setup Diagram





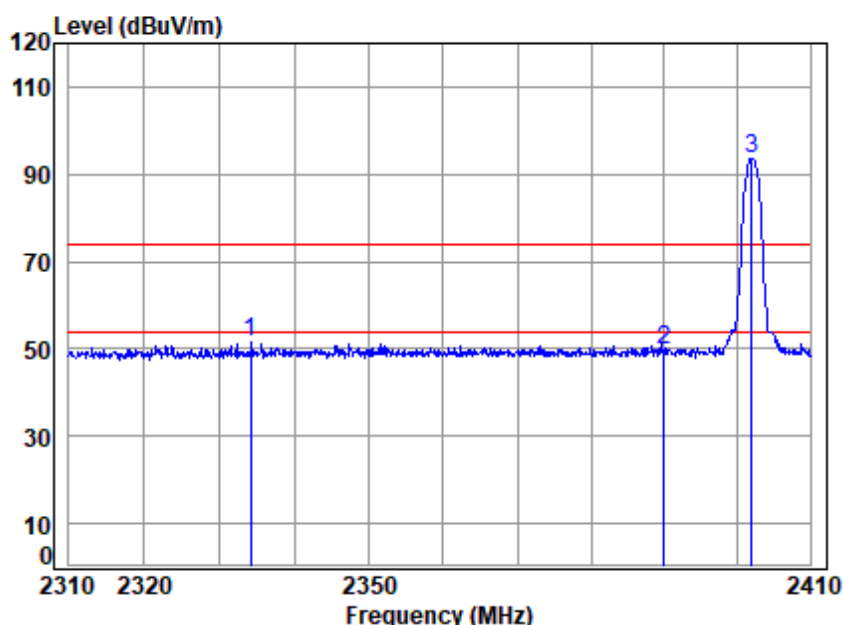
### 7.9.3 Measurement Procedure and Data

- a. For below 1GHz, the EUT was placed on the top of a rotating table 0.8 meters above the ground at a 3 or 10 meter semi-anechoic chamber. The table was rotated 360 degrees to determine the position of the highest radiation.
- b. For above 1GHz, the EUT was placed on the top of a rotating table 1.5 meters above the ground at a 3 meter fully-anechoic chamber. The table was rotated 360 degrees to determine the position of the highest radiation.
- c. The EUT was set 3 or 10 meters away from the interference-receiving antenna, which was mounted on the top of a variable-height antenna tower.
- d. The antenna height is varied from one meter to four meters above the ground to determine the maximum value of the field strength. Both horizontal and vertical polarizations of the antenna are set to make the measurement.
- e. For each suspected emission, the EUT was arranged to its worst case and then the antenna was tuned to heights from 1 meter to 4 meters (for the test frequency of below 30MHz, the antenna was tuned to heights 1 meter) and the rotatable table was turned from 0 degrees to 360 degrees to find the maximum reading.
- f. The test-receiver system was set to Peak Detect Function and Specified Bandwidth with Maximum Hold Mode.
- g. If the emission level of the EUT in peak mode was 10dB lower than the limit specified, then testing could be stopped and the peak values of the EUT would be reported. Otherwise the emissions that did not have 10dB margin would be re-tested one by one using peak, quasi-peak or average method as specified and then reported in a data sheet.
- h. Test the EUT in the lowest channel, the middle channel, the Highest channel.
- i. The radiation measurements are performed in X, Y, Z axis positioning for Transmitting mode, and found the X axis positioning which it is the worst case.
- j. Repeat above procedures until all frequencies measured was complete.

Remark 1: Level= Read Level+ Cable Loss+ Antenna Factor- Preamp Factor

Remark 2: For frequencies above 1GHz, the field strength limits are based on average limits. However, the peak field strength of any emission shall not exceed the maximum permitted average limits specified above by more than 20 dB under any condition of modulation. For the emissions whose peak level is lower than the average limit, only the peak measurement is shown in the report.

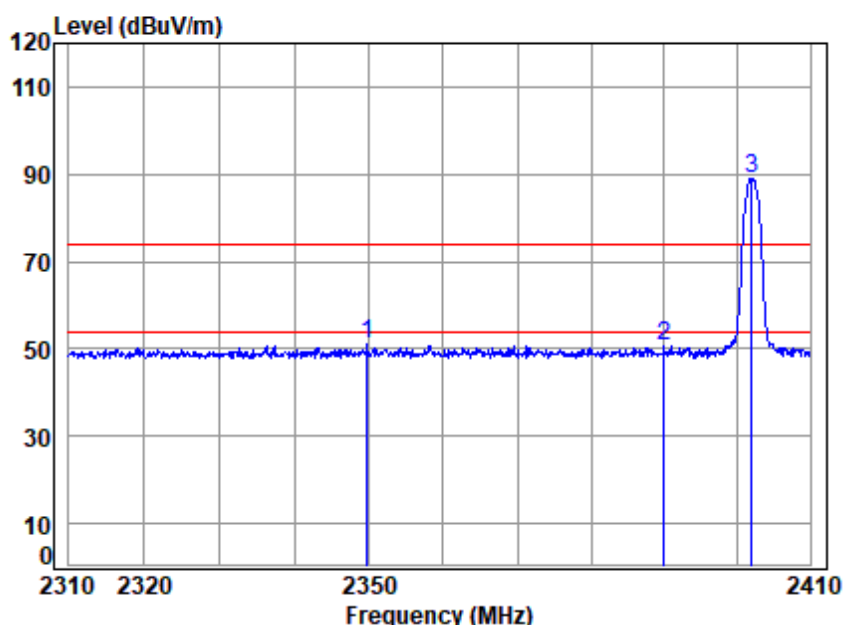
Mode:d; Polarization:Horizontal; Modulation:GFSK; ; Channel:Low



Site : chamber  
Condition: 3m HORIZONTAL  
Job No : 13147CR  
Mode : 2402 Band edge

|     |          | Cable | Ant    | Preamp | Read   |        | Limit  | Over   |        |
|-----|----------|-------|--------|--------|--------|--------|--------|--------|--------|
|     | Freq     | Loss  | Factor | Factor | Level  | Level  | Line   | Limit  | Remark |
|     | MHz      | dB    | dB/m   | dB     | dBuV   | dBuV/m | dBuV/m | dB     |        |
| 1   | 2334.208 | 5.40  | 28.42  | 41.15  | 58.73  | 51.40  | 74.00  | -22.60 | peak   |
| 2   | 2390.000 | 5.47  | 28.52  | 41.17  | 56.71  | 49.53  | 74.00  | -24.47 | peak   |
| 3 * | 2402.000 | 5.49  | 28.54  | 41.18  | 100.70 | 93.55  | 74.00  | 19.55  | peak   |

Mode:d; Polarization:Vertical; Modulation:GFSK; ; Channel:Low



Site : chamber  
Condition: 3m VERTICAL

Job No : 13147CR

Mode : 2402 Band edge

|     |          | Cable | Ant    | Preamp | Read  |        | Limit  | Over   |        |
|-----|----------|-------|--------|--------|-------|--------|--------|--------|--------|
|     | Freq     | Loss  | Factor | Factor | Level | Level  | Line   | Limit  | Remark |
|     | MHz      | dB    | dB/m   | dB     | dBuV  | dBuV/m | dBuV/m | dB     |        |
| 1   | 2349.691 | 5.42  | 28.45  | 41.16  | 58.56 | 51.27  | 74.00  | -22.73 | peak   |
| 2   | 2390.000 | 5.47  | 28.52  | 41.17  | 57.83 | 50.65  | 74.00  | -23.35 | peak   |
| 3 * | 2402.000 | 5.49  | 28.54  | 41.18  | 95.96 | 88.81  | 74.00  | 14.81  | peak   |

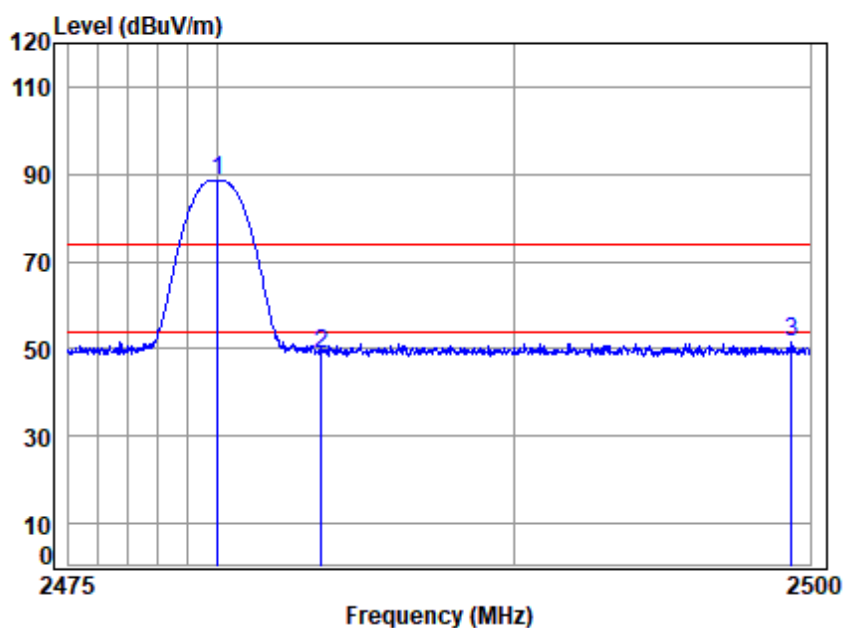


Unless otherwise agreed in writing, this document is issued by the Company subject to its General Conditions of Service printed overleaf, available on request or accessible at <http://www.sgs.com/en/Terms-and-Conditions.aspx> and, for electronic format documents, subject to Terms and Conditions for Electronic Documents at <http://www.sgs.com/en/Terms-and-Conditions/Terms-e-Documents.aspx>. Attention is drawn to the limitation of liability, indemnification and jurisdiction issues defined therein. Any holder of this document is advised that information contained hereon reflects the Company's findings at the time of its intervention only and within the limits of Client's instructions, if any. The Company's sole responsibility is to its Client and this document does not exonerate parties to a transaction from exercising all their rights and obligations under the transaction documents. This document cannot be reproduced except in full, without prior written approval of the Company. Any unauthorized alteration, forgery or falsification of the content or appearance of this document is unlawful and offenders may be prosecuted to the fullest extent of the law. Unless otherwise stated the results shown in this test report refer only to the sample(s) tested and such sample(s) are retained for 30 days only.  
Attention: To check the authenticity of testing / inspection report and certificate, please contact us at telephone: (86-755) 8307 1443, or email: [CN.Doccheck@sgs.com](mailto:CN.Doccheck@sgs.com)

SGS-CSTC Standards Technical Services Co., Ltd.  
Shenzhen Branch (SGS-CSTC Laboratory)

No.1 Workshop, M-10, Middle Section, Science & Technology Park, Shenzhen, China 518057 t (86-755) 26012053 f (86-755) 26710594 www.sgs.com.cn  
中国·深圳·科技园中区M-10栋一号厂房 邮编: 518057 t (86-755) 26012053 f (86-755) 26710594 sgs.china@sgs.com

Mode:d; Polarization:Horizontal; Modulation:GFSK; ; Channel:High



Site : chamber  
Condition: 3m HORIZONTAL  
Job No : 13147CR  
Mode : 2480 Band edge

|              |      | Cable  | Ant    | Preamp | Read  | Limit  | Over   |        |
|--------------|------|--------|--------|--------|-------|--------|--------|--------|
| Freq         | Loss | Factor | Factor | Level  | Level | Line   | Limit  | Remark |
| MHz          | dB   |        | dB/m   | dB     | dBuV  | dBuV/m | dBuV/m | dB     |
| 1 * 2480.000 | 5.59 | 28.67  | 41.21  | 95.66  | 88.71 | 74.00  | 14.71  | peak   |
| 2 2483.500   | 5.60 | 28.67  | 41.21  | 55.79  | 48.85 | 74.00  | -25.15 | peak   |
| 3 2499.372   | 5.62 | 28.70  | 41.22  | 58.40  | 51.50 | 74.00  | -22.50 | peak   |



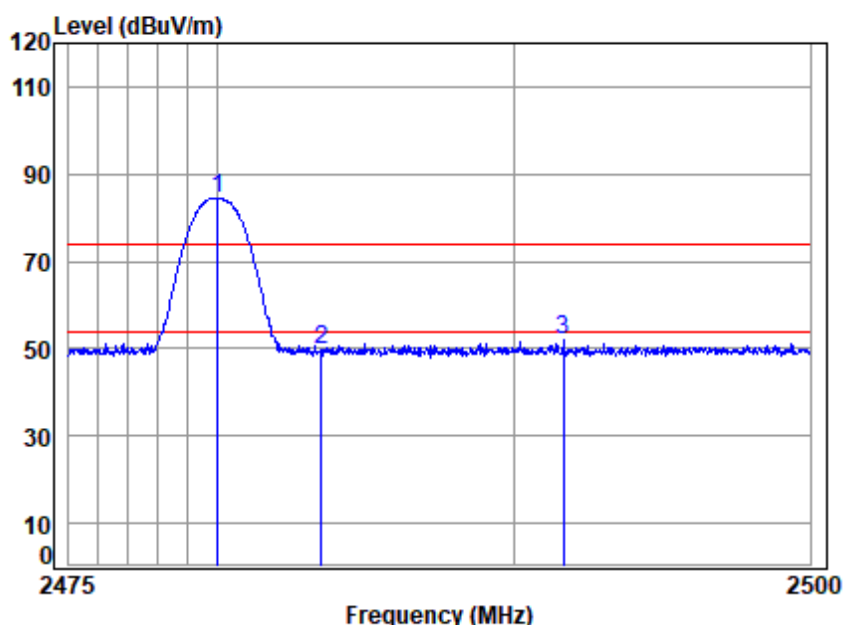
Unless otherwise agreed in writing, this document is issued by the Company subject to its General Conditions of Service printed overleaf, available on request or accessible at <http://www.sgs.com/en/Terms-and-Conditions.aspx> and, for electronic format documents, subject to Terms and Conditions for Electronic Documents at <http://www.sgs.com/en/Terms-and-Conditions/Terms-e-Documents.aspx>. Attention is drawn to the limitation of liability, indemnification and jurisdiction issues defined therein. Any holder of this document is advised that information contained hereon reflects the Company's findings at the time of its intervention only and within the limits of Client's instructions, if any. The Company's sole responsibility is to its Client and this document does not exonerate parties to a transaction from exercising all their rights and obligations under the transaction documents. This document cannot be reproduced except in full, without prior written approval of the Company. Any unauthorized alteration, forgery or falsification of the content or appearance of this document is unlawful and offenders may be prosecuted to the fullest extent of the law. Unless otherwise stated the results shown in this test report refer only to the sample(s) tested and such sample(s) are retained for 30 days only.  
Attention: To check the authenticity of testing / inspection report & certificate, please contact us at telephone: (86-755) 8307 1443, or email: [CN.Doccheck@sgs.com](mailto:CN.Doccheck@sgs.com)

SGS-CSTC Standards Technical Services Co., Ltd.  
Shenzhen Branch (China) Ltd. Laboratory

No.1 Workshop, M-10, Middle Section, Science & Technology Park, Shenzhen, China 518057 t (86-755) 26012053 f (86-755) 26710594 www.sgs.com.cn  
中国·深圳·科技园中区M-10栋一号厂房 邮编: 518057 t (86-755) 26012053 f (86-755) 26710594 sgs.china@sgs.com



Mode:d; Polarization:Vertical; Modulation:GFSK; ; Channel:High



Site : chamber  
Condition: 3m VERTICAL  
Job No : 13147CR  
Mode : 2480 Band edge

|              |      | Cable  | Ant    | Preamp | Read  | Limit  | Over   |        |
|--------------|------|--------|--------|--------|-------|--------|--------|--------|
| Freq         | Loss | Factor | Factor | Level  | Level | Line   | Limit  | Remark |
| MHz          | dB   |        | dB/m   | dB     | dBuV  | dBuV/m | dBuV/m | dB     |
| 1 * 2480.000 | 5.59 | 28.67  | 41.21  | 91.33  | 84.38 | 74.00  | 10.38  | peak   |
| 2 2483.500   | 5.60 | 28.67  | 41.21  | 56.52  | 49.58 | 74.00  | -24.42 | peak   |
| 3 2491.647   | 5.61 | 28.69  | 41.21  | 59.11  | 52.20 | 74.00  | -21.80 | peak   |



Unless otherwise agreed in writing, this document is issued by the Company subject to its General Conditions of Service printed overleaf, available on request or accessible at <http://www.sgs.com/en/Terms-and-Conditions.aspx> and, for electronic format documents, subject to Terms and Conditions for Electronic Documents at <http://www.sgs.com/en/Terms-and-Conditions/Terms-e-Documents.aspx>. Attention is drawn to the limitation of liability, indemnification and jurisdiction issues defined therein. Any holder of this document is advised that information contained hereon reflects the Company's findings at the time of its intervention only and within the limits of Client's instructions, if any. The Company's sole responsibility is to its Client and this document does not exonerate parties to a transaction from exercising all their rights and obligations under the transaction documents. This document cannot be reproduced except in full, without prior written approval of the Company. Any unauthorized alteration, forgery or falsification of the content or appearance of this document is unlawful and offenders may be prosecuted to the fullest extent of the law. Unless otherwise stated the results shown in this test report refer only to the sample(s) tested and such sample(s) are retained for 30 days only.  
Attention: To check the authenticity of testing / inspection report & certificate, please contact us at telephone: (86-755) 8307 1443, or email: [CN.Doccheck@sgs.com](mailto:CN.Doccheck@sgs.com)

SGS-CSTC Standards Technical Services Co., Ltd.  
Shenzhen Branch (China) EMC Laboratory

No.1 Workshop, M-10, Middle Section, Science & Technology Park, Shenzhen, China 518057 t (86-755) 26012053 f (86-755) 26710594 www.sgs.com.cn  
中国·深圳·科技园中区M-10栋一号厂房 邮编: 518057 t (86-755) 26012053 f (86-755) 26710594 sgs.china@sgs.com



## 7.10 Radiated Spurious Emissions

Test Requirement 47 CFR Part 15, Subpart C 15.205 & 15.209  
Test Method: ANSI C63.10 (2013) Section 6.4,6.5,6.6  
Measurement Distance: 3m  
Limit:

| Frequency(MHz) | Field strength(microvolts/meter) | Measurement distance(meters) |
|----------------|----------------------------------|------------------------------|
| 0.009-0.490    | 2400/F(kHz)                      | 300                          |
| 0.490-1.705    | 24000/F(kHz)                     | 30                           |
| 1.705-30.0     | 30                               | 30                           |
| 30-88          | 100                              | 3                            |
| 88-216         | 150                              | 3                            |
| 216-960        | 200                              | 3                            |
| Above 960      | 500                              | 3                            |

Remark: The emission limits shown in the above table are based on measurements employing a CISPR quasi-peak detector except for the frequency bands 9-90kHz, 110-490kHz and above 1000 MHz. Radiated emission limits in these three bands are based on measurements employing an average detector, the peak field strength of any emission shall not exceed the maximum permitted average limits specified above by more than 20 dB under any condition of modulation.



SGS-CSTC Standards Technical Services Co., Ltd.  
Shenzhen Branch (CMAA) EMC Laboratory

Unless otherwise agreed in writing, this document is issued by the Company subject to its General Conditions of Service printed overleaf, available on request or accessible at <http://www.sgs.com/en/Terms-and-Conditions.aspx> and, for electronic format documents, subject to Terms and Conditions for Electronic Documents at <http://www.sgs.com/en/Terms-and-Conditions/Terms-e-Documents.aspx>. Attention is drawn to the limitation of liability, indemnification and jurisdiction issues defined therein. Any holder of this document is advised that information contained hereon reflects the Company's findings at the time of its intervention only and within the limits of Client's instructions, if any. The Company's sole responsibility is to its Client and this document does not exonerate parties to a transaction from exercising all their rights and obligations under the transaction documents. This document cannot be reproduced except in full, without prior written approval of the Company. Any unauthorized alteration, forgery or falsification of the content or appearance of this document is unlawful and offenders may be prosecuted to the fullest extent of the law. Unless otherwise stated the results shown in this test report refer only to the sample(s) tested and such sample(s) are retained for 30 days only.  
Attention: To check the authenticity of testing / inspection report & certificate, please contact us at telephone: (86-755) 8307 1443, or email: [CN.Doccheck@sgs.com](mailto:CN.Doccheck@sgs.com)

No.1 Workshop, M-10, Middle Section, Science & Technology Park, Shenzhen, China 518057 t (86-755) 26012053 f (86-755) 26710594 www.sgsgroup.com.cn  
中国·深圳·科技园中区M-10栋一号厂房 邮编: 518057 t (86-755) 26012053 f (86-755) 26710594 sgs.china@sgs.com

### 7.10.1 E.U.T. Operation

Operating Environment:

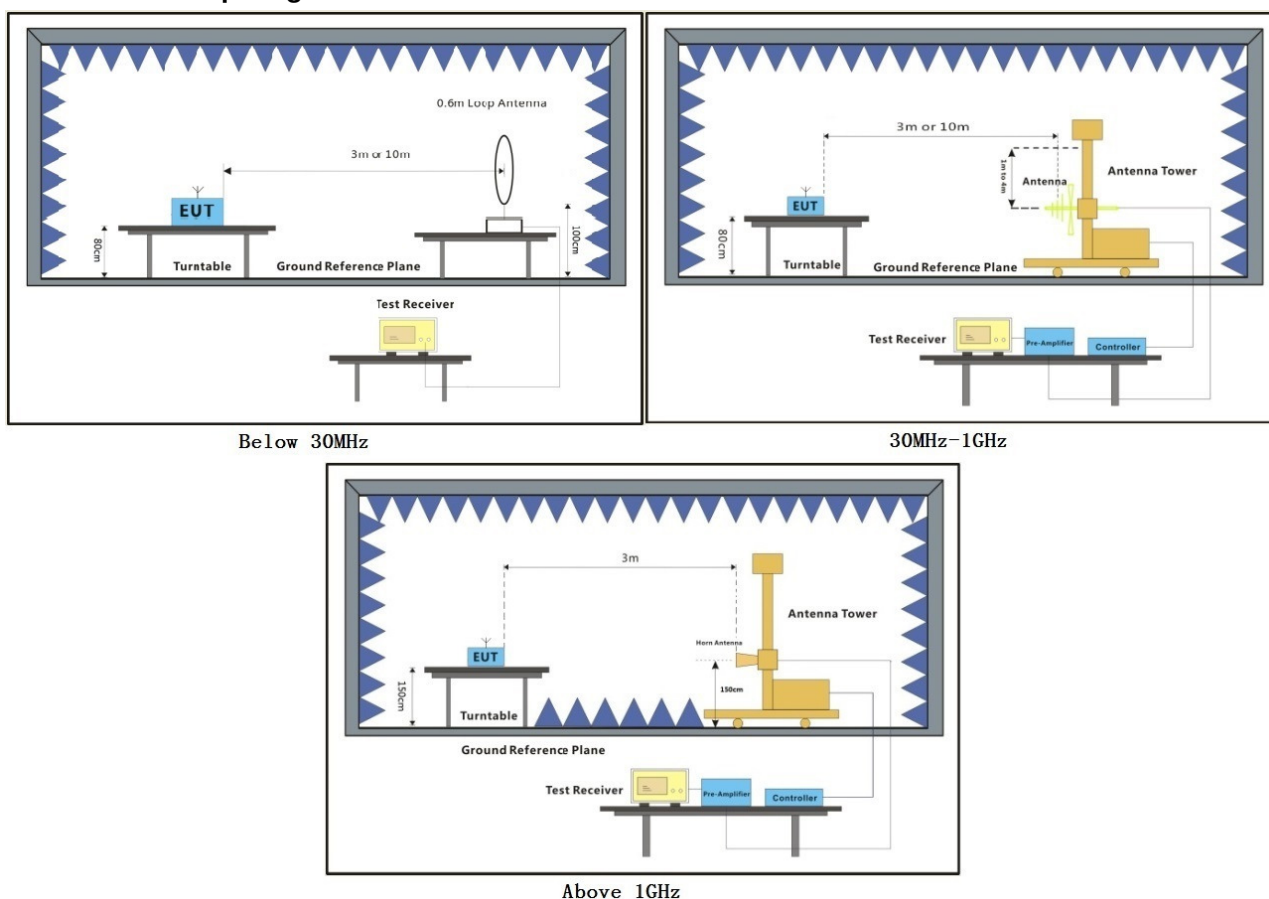
Temperature: 24.2 °C Humidity: 54.6 % RH Atmospheric Pressure: 1005 mbar

Pretest these modes to find the worst case: c:TX\_non-Hop mode\_Keep the EUT in continuously transmitting mode with GFSK modulation,  $\pi/4$ DQPSK modulation, 8DPSK modulation. All modes have been tested and only the data of worst case is recorded in the report.

d:Charge + TX\_non-Hop mode\_Keep the EUT in charging and continuously transmitting mode with GFSK modulation,  $\pi/4$ DQPSK modulation, 8DPSK modulation. All modes have been tested and only the data of worst case is recorded in the report.

The worst case for final test: d:Charge + TX\_non-Hop mode\_Keep the EUT in charging and continuously transmitting mode with GFSK modulation,  $\pi/4$ DQPSK modulation, 8DPSK modulation. All modes have been tested and only the data of worst case is recorded in the report.

### 7.10.2 Test Setup Diagram



### 7.10.3 Measurement Procedure and Data

- a. For below 1GHz, the EUT was placed on the top of a rotating table 0.8 meters above the ground at a 3 or 10 meter semi-anechoic chamber. The table was rotated 360 degrees to determine the position of the highest radiation.
- b. For above 1GHz, the EUT was placed on the top of a rotating table 1.5 meters above the ground at a 3 meter fully-anechoic chamber. The table was rotated 360 degrees to determine the position of the highest radiation.
- c. The EUT was set 3 or 10 meters away from the interference-receiving antenna, which was mounted on the top of a variable-height antenna tower.
- d. The antenna height is varied from one meter to four meters above the ground to determine the maximum value of the field strength. Both horizontal and vertical polarizations of the antenna are set to make the measurement.
- e. For each suspected emission, the EUT was arranged to its worst case and then the antenna was tuned to heights from 1 meter to 4 meters (for the test frequency of below 30MHz, the antenna was tuned to heights 1 meter) and the rotatable table was turned from 0 degrees to 360 degrees to find the maximum reading.
- f. The test-receiver system was set to Peak Detect Function and Specified Bandwidth with Maximum Hold Mode.
- g. If the emission level of the EUT in peak mode was 10dB lower than the limit specified, then testing could be stopped and the peak values of the EUT would be reported. Otherwise the emissions that did not have 10dB margin would be re-tested one by one using peak, quasi-peak or average method as specified and then reported in a data sheet.
- h. Test the EUT in the lowest channel, the middle channel, the Highest channel.
- i. The radiation measurements are performed in X, Y, Z axis positioning for Transmitting mode, and found the X axis positioning which it is the worst case.
- j. Repeat above procedures until all frequencies measured was complete.

#### Remark:

- 1) For emission below 1GHz, through pre-scan found the worst case is the lowest channel. Only the worst case is recorded in the report.
- 2) The field strength is calculated by adding the Antenna Factor, Cable Factor & Preamplifier. The basic equation with a sample calculation is as follows:  
Final Test Level = Receiver Reading + Antenna Factor + Cable Factor – Preamplifier Factor
- 3) Scan from 9kHz to 25GHz, the disturbance above 18GHz and below 30MHz was very low. The points marked on above plots are the highest emissions could be found when testing, so only above points had been displayed. The amplitude of spurious emissions from the radiator which are attenuated more than 20dB below the limit need not be reported.
- 4) For frequencies above 1GHz, the field strength limits are based on average limits. However, the peak field strength of any emission shall not exceed the maximum permitted average limits specified above by more than 20 dB under any condition of modulation. For the emissions whose peak level is lower than the average limit, only the peak measurement is shown in the report.



Unless otherwise agreed in writing, this document is issued by the Company subject to its General Conditions of Service printed overleaf, available on request or accessible at <http://www.sgs.com/en/Terms-and-Conditions.aspx> and, for electronic format documents, subject to Terms and Conditions for Electronic Documents at <http://www.sgs.com/en/Terms-and-Conditions/Terms-e-Documents.aspx>. Attention is drawn to the limitation of liability, indemnification and jurisdiction issues defined therein. Any holder of this document is advised that information contained hereon reflects the Company's findings at the time of its intervention only and within the limits of Client's instructions, if any. The Company's sole responsibility is to its Client and this document does not exonerate parties to a transaction from exercising all their rights and obligations under the transaction documents. This document cannot be reproduced except in full, without prior written approval of the Company. Any unauthorized alteration, forgery or falsification of the content or appearance of this document is unlawful and offenders may be prosecuted to the fullest extent of the law. Unless otherwise stated the results shown in this test report refer only to the sample(s) tested and such sample(s) are retained for 30 days only.  
Attention: To check the authenticity of testing / inspection report & certificate, please contact us at telephone: (86-755) 8307 1443, or email: [CN.Doccheck@sgs.com](mailto:CN.Doccheck@sgs.com)

SGS-CSTC Standards Technical Services Co., Ltd.  
Shenzhen Branch (CMA, CNAS, ILAC Laboratory)

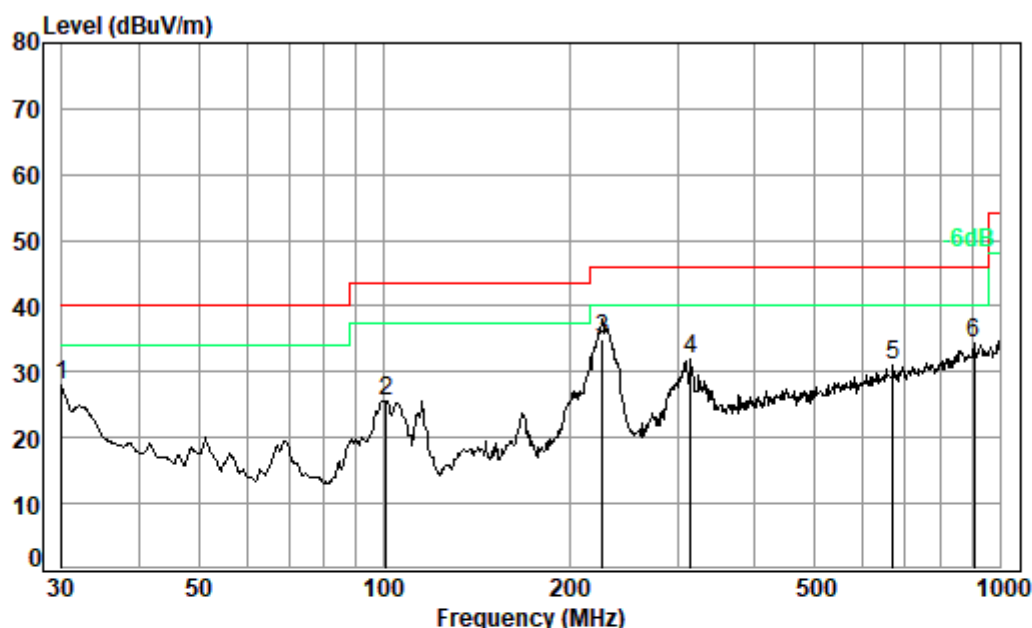
No.1 Workshop, M-10, Middle Section, Science & Technology Park, Shenzhen, China 518057 t (86-755) 26012053 f (86-755) 26710594 www.sgs.com.cn  
中国·深圳·科技园中区M-10栋一号厂房 邮编: 518057 t (86-755) 26012053 f (86-755) 26710594 sgs.china@sgs.com



30MHz~1GHz

QP value:

Mode: d; Polarization: Horizontal;



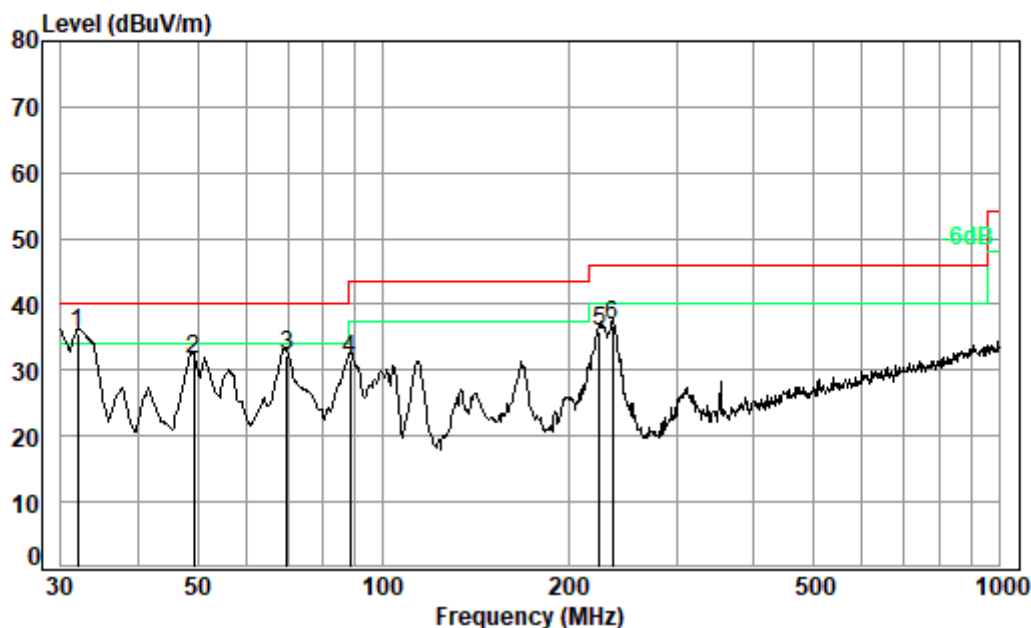
Condition: 3m HORIZONTAL

Job No. : 13147CR

Test mode: d

|      | Freq   | Cable Loss | Ant Factor | Preamp Factor | Read Level | Level  | Limit Line | Over Limit |
|------|--------|------------|------------|---------------|------------|--------|------------|------------|
|      | MHz    | dB         | dB/m       | dB            | dBuV       | dBuV/m | dBuV/m     | dB         |
| 1    | 30.00  | 0.60       | 22.50      | 27.45         | 32.30      | 27.95  | 40.00      | -12.05     |
| 2    | 100.93 | 1.20       | 13.95      | 27.34         | 37.85      | 25.66  | 43.50      | -17.84     |
| 3 pp | 226.10 | 1.55       | 17.70      | 26.82         | 42.47      | 34.90  | 46.00      | -11.10     |
| 4    | 314.38 | 1.95       | 20.06      | 26.73         | 36.61      | 31.89  | 46.00      | -14.11     |
| 5    | 670.49 | 2.85       | 27.54      | 27.83         | 28.58      | 31.14  | 46.00      | -14.86     |
| 6    | 906.48 | 3.61       | 29.83      | 27.02         | 27.96      | 34.38  | 46.00      | -11.62     |

Mode :d; Polarization: Vertical



Condition: 3m VERTICAL

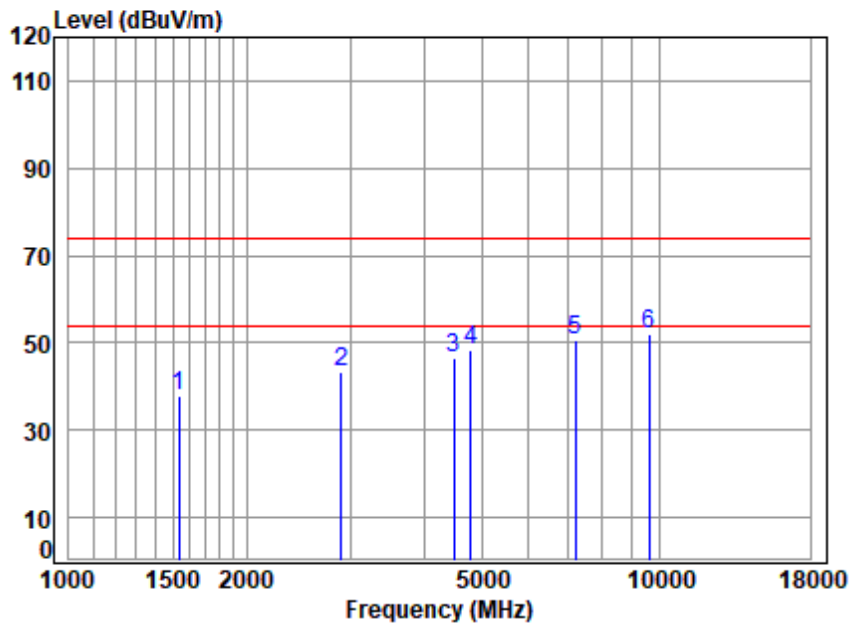
Job No. : 13147CR

Test mode: d

|   |      | Cable  | Ant    | Preamp | Read  |        | Limit  | Over  |
|---|------|--------|--------|--------|-------|--------|--------|-------|
|   | Freq | Loss   | Factor | Factor | Level | Level  | Line   | Limit |
|   | MHz  | dB     | dB/m   | dB     | dBuV  | dBuV/m | dBuV/m | dB    |
| 1 | pp   | 31.95  | 0.60   | 21.40  | 27.45 | 40.91  | 35.46  | 40.00 |
| 2 |      | 49.36  | 0.79   | 14.39  | 27.41 | 43.76  | 31.53  | 40.00 |
| 3 |      | 69.84  | 0.80   | 12.81  | 27.38 | 46.01  | 32.24  | 40.00 |
| 4 |      | 88.34  | 1.10   | 12.93  | 27.36 | 45.03  | 31.70  | 43.50 |
| 5 |      | 224.52 | 1.54   | 17.57  | 26.83 | 43.64  | 35.92  | 46.00 |
| 6 |      | 235.82 | 1.60   | 18.48  | 26.80 | 43.41  | 36.69  | 46.00 |

**Above 1GHz**

Mode:d; Polarization:Horizontal; Modulation:GFSK; ; Channel:Low

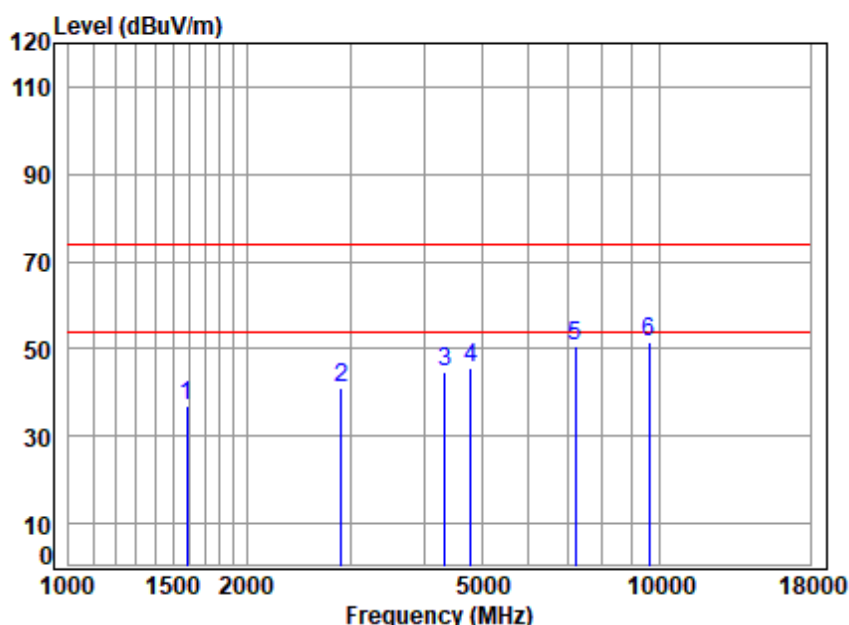


Site : chamber  
Condition: 3m HORIZONTAL  
Job No : 13147CR  
Mode : 2402 TX RSE  
Note : BT

|   | Freq     | Cable Loss | Ant Factor | Preamp Factor | Read Level | Level  | Limit Line | Over Limit | Remark |
|---|----------|------------|------------|---------------|------------|--------|------------|------------|--------|
|   | MHz      | dB         | dB/m       | dB            | dBuV       | dBuV/m | dBuV/m     | dB         |        |
| 1 | 1533.841 | 5.44       | 25.96      | 40.73         | 47.31      | 37.98  | 74.00      | -36.02     | peak   |
| 2 | 2896.945 | 5.91       | 30.48      | 41.37         | 48.36      | 43.38  | 74.00      | -30.62     | peak   |
| 3 | 4482.150 | 7.54       | 33.57      | 43.29         | 48.52      | 46.34  | 74.00      | -27.66     | peak   |
| 4 | 4804.000 | 7.89       | 33.97      | 43.61         | 49.95      | 48.20  | 74.00      | -25.80     | peak   |
| 5 | 7206.000 | 10.08      | 36.07      | 41.86         | 46.31      | 50.60  | 74.00      | -23.40     | peak   |
| 6 | 9608.000 | 10.75      | 37.67      | 38.43         | 41.88      | 51.87  | 74.00      | -22.13     | peak   |



Mode:d; Polarization:Vertical; Modulation:GFSK; ; Channel:Low

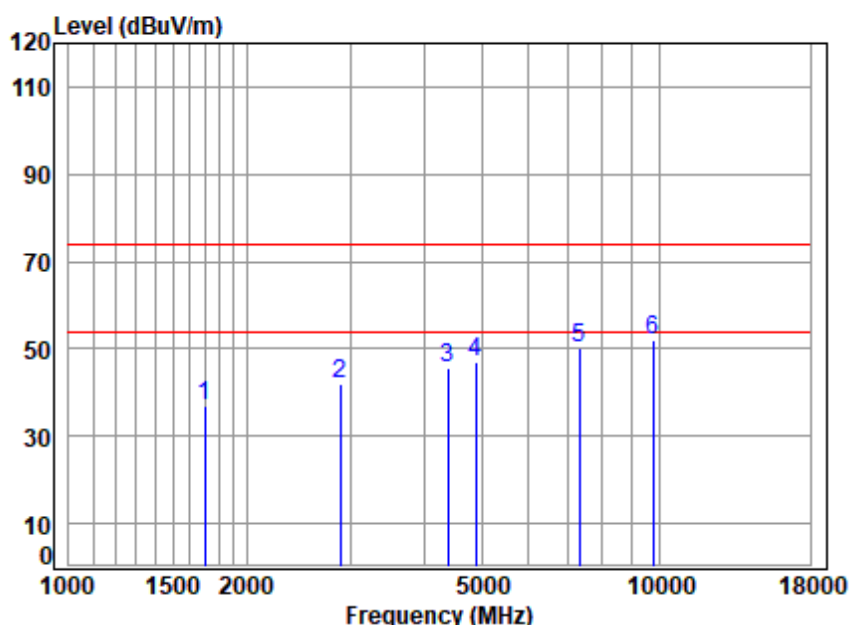


Site : chamber  
Condition: 3m VERTICAL  
Job No : 13147CR  
Mode : 2402 TX RSE  
Note : BT

|   | Freq     | Cable Loss | Ant Factor | Preamp Factor | Read Level | Level  | Limit Line | Over Limit | Remark |
|---|----------|------------|------------|---------------|------------|--------|------------|------------|--------|
|   | MHz      | dB         | dB/m       | dB            | dBuV       | dBuV/m | dBuV/m     | dB         |        |
| 1 | 1587.975 | 5.37       | 26.20      | 40.76         | 45.97      | 36.78  | 74.00      | -37.22     | peak   |
| 2 | 2896.945 | 5.91       | 30.48      | 41.37         | 46.17      | 41.19  | 74.00      | -32.81     | peak   |
| 3 | 4341.886 | 7.38       | 33.33      | 43.14         | 47.06      | 44.63  | 74.00      | -29.37     | peak   |
| 4 | 4804.000 | 7.89       | 33.97      | 43.61         | 47.41      | 45.66  | 74.00      | -28.34     | peak   |
| 5 | 7206.000 | 10.08      | 36.07      | 41.86         | 46.56      | 50.85  | 74.00      | -23.15     | peak   |
| 6 | 9608.000 | 10.75      | 37.67      | 38.43         | 41.38      | 51.37  | 74.00      | -22.63     | peak   |



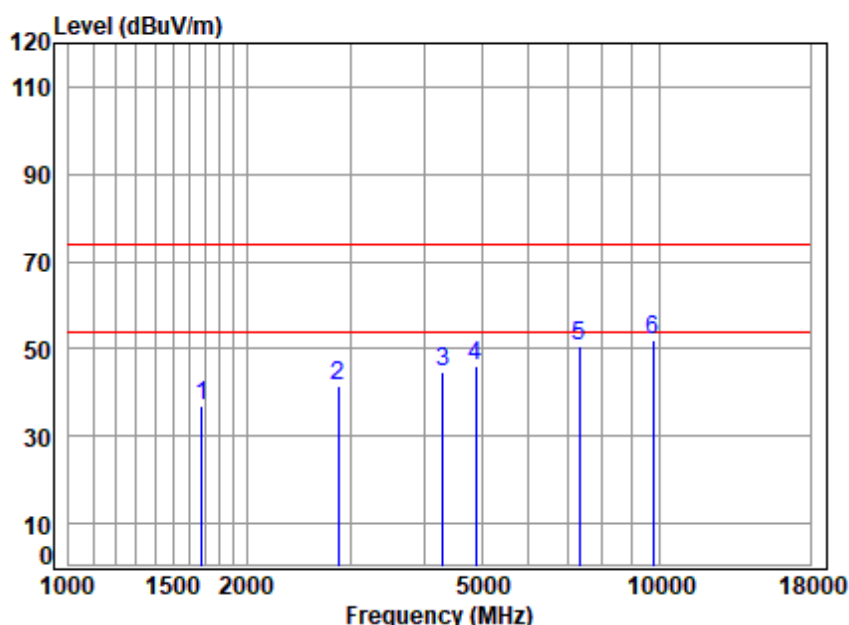
Mode:d; Polarization:Horizontal; Modulation:GFSK; ; Channel:middle



Site : chamber  
Condition: 3m HORIZONTAL  
Job No : 13147CR  
Mode : 2441 TX RSE  
Note : BT

|   | Freq     | Cable Loss | Ant Factor | Preamp Factor | Read Level | Level | Limit Line | Over Limit | Remark |
|---|----------|------------|------------|---------------|------------|-------|------------|------------|--------|
|   | MHz      | dB         |            | dB/m          | dB         | dBuV  | dBuV/m     | dBuV/m     | dB     |
| 1 | 1702.042 | 5.23       | 26.68      | 40.83         | 46.08      | 37.16 | 74.00      | -36.84     | peak   |
| 2 | 2880.247 | 5.90       | 30.41      | 41.36         | 47.07      | 42.02 | 74.00      | -31.98     | peak   |
| 3 | 4379.699 | 7.43       | 33.39      | 43.18         | 48.06      | 45.70 | 74.00      | -28.30     | peak   |
| 4 | 4882.000 | 7.97       | 34.06      | 43.69         | 48.65      | 46.99 | 74.00      | -27.01     | peak   |
| 5 | 7323.000 | 10.05      | 36.16      | 41.77         | 45.82      | 50.26 | 74.00      | -23.74     | peak   |
| 6 | 9764.000 | 10.82      | 37.76      | 38.17         | 41.60      | 52.01 | 74.00      | -21.99     | peak   |

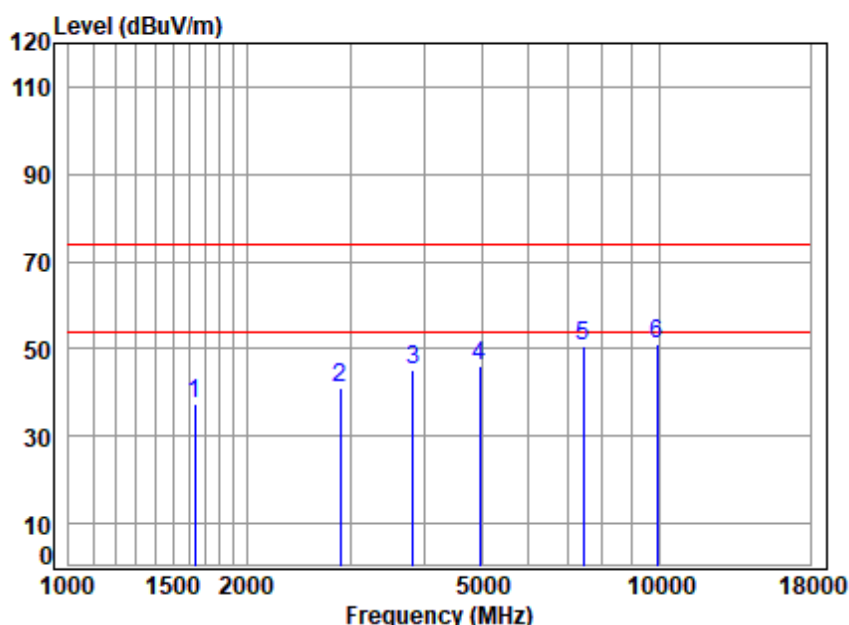
Mode:d; Polarization:Vertical; Modulation:GFSK; ; Channel:middle



Site : chamber  
Condition: 3m VERTICAL  
Job No : 13147CR  
Mode : 2441 TX RSE  
Note : BT

|   | Freq     | Cable Loss | Ant Factor | Preamp Factor | Read Level | Level  | Limit Line | Over Limit | Remark |
|---|----------|------------|------------|---------------|------------|--------|------------|------------|--------|
|   | MHz      | dB         | dB/m       | dB            | dBuV       | dBuV/m | dBuV/m     | dB         |        |
| 1 | 1677.621 | 5.25       | 26.58      | 40.82         | 46.06      | 37.07  | 74.00      | -36.93     | peak   |
| 2 | 2855.380 | 5.88       | 30.30      | 41.35         | 46.49      | 41.32  | 74.00      | -32.68     | peak   |
| 3 | 4304.400 | 7.34       | 33.26      | 43.10         | 47.40      | 44.90  | 74.00      | -29.10     | peak   |
| 4 | 4882.000 | 7.97       | 34.06      | 43.69         | 47.91      | 46.25  | 74.00      | -27.75     | peak   |
| 5 | 7323.000 | 10.05      | 36.16      | 41.77         | 46.23      | 50.67  | 74.00      | -23.33     | peak   |
| 6 | 9764.000 | 10.82      | 37.76      | 38.17         | 41.60      | 52.01  | 74.00      | -21.99     | peak   |

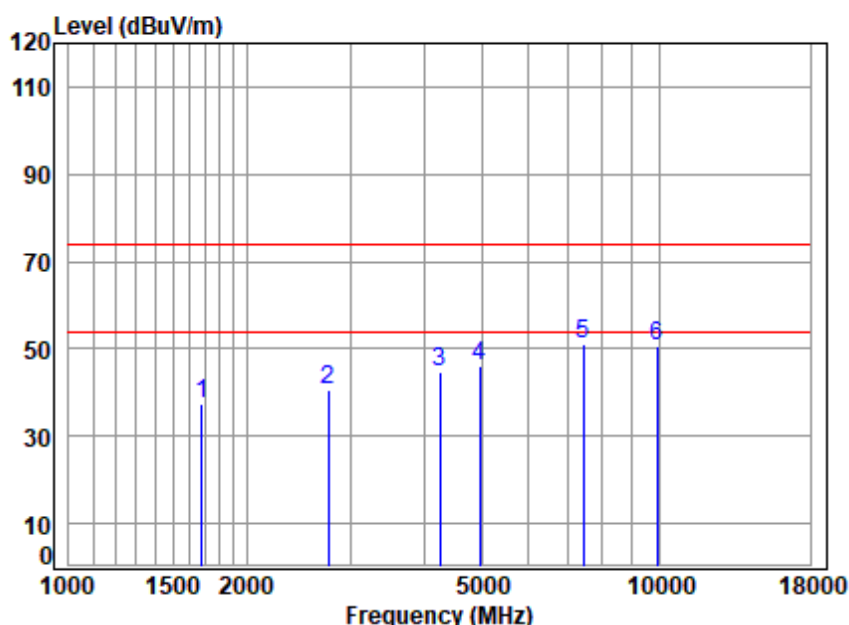
Mode:d; Polarization:Horizontal; Modulation:GFSK; ; Channel:High



Site : chamber  
Condition: 3m HORIZONTAL  
Job No : 13147CR  
Mode : 2480 TX RSE  
Note : BT

|   | Freq     | Cable Loss | Ant Factor | Preamp Factor | Read Level | Level  | Limit Line | Over Limit | Remark |
|---|----------|------------|------------|---------------|------------|--------|------------|------------|--------|
|   | MHz      | dB         | dB/m       | dB            | dBuV       | dBuV/m | dBuV/m     | dB         |        |
| 1 | 1634.543 | 5.31       | 26.40      | 40.79         | 46.50      | 37.42  | 74.00      | -36.58     | peak   |
| 2 | 2880.247 | 5.90       | 30.41      | 41.36         | 46.31      | 41.26  | 74.00      | -32.74     | peak   |
| 3 | 3823.371 | 6.80       | 32.36      | 42.54         | 48.51      | 45.13  | 74.00      | -28.87     | peak   |
| 4 | 4960.000 | 8.05       | 34.15      | 43.76         | 47.64      | 46.08  | 74.00      | -27.92     | peak   |
| 5 | 7440.000 | 10.02      | 36.25      | 41.69         | 46.26      | 50.84  | 74.00      | -23.16     | peak   |
| 6 | 9920.000 | 10.90      | 37.85      | 37.93         | 40.33      | 51.15  | 74.00      | -22.85     | peak   |

Mode:d; Polarization:Vertical; Modulation:GFSK; ; Channel:High



Site : chamber  
Condition: 3m VERTICAL  
Job No : 13147CR  
Mode : 2480 TX RSE  
Note : BT

|   | Freq     | Cable Loss | Ant Factor | Preamp Factor | Read Level | Level | Limit Line | Over Limit | Remark |
|---|----------|------------|------------|---------------|------------|-------|------------|------------|--------|
|   | MHz      | dB         |            | dB/m          | dB         | dBuV  | dBuV/m     | dBuV/m     | dB     |
| 1 | 1682.477 | 5.25       | 26.60      | 40.82         | 46.59      | 37.62 | 74.00      | -36.38     | peak   |
| 2 | 2750.080 | 5.81       | 29.85      | 41.31         | 46.25      | 40.60 | 74.00      | -33.40     | peak   |
| 3 | 4254.921 | 7.28       | 33.17      | 43.04         | 47.08      | 44.49 | 74.00      | -29.51     | peak   |
| 4 | 4960.000 | 8.05       | 34.15      | 43.76         | 47.87      | 46.31 | 74.00      | -27.69     | peak   |
| 5 | 7440.000 | 10.02      | 36.25      | 41.69         | 46.30      | 50.88 | 74.00      | -23.12     | peak   |
| 6 | 9920.000 | 10.90      | 37.85      | 37.93         | 39.87      | 50.69 | 74.00      | -23.31     | peak   |





## 8 Photographs

### 8.1 Test Setup

Please refer to setup photos.

### 8.2 EUT Constructional Details (EUT Photos)

Please refer to external and internal photos for details.



Unless otherwise agreed in writing, this document is issued by the Company subject to its General Conditions of Service printed overleaf, available on request or accessible at <http://www.sgs.com/en/Terms-and-Conditions.aspx> and, for electronic format documents, subject to Terms and Conditions for Electronic Documents at <http://www.sgs.com/en/Terms-and-Conditions/Terms-e-Documents.aspx>. Attention is drawn to the limitation of liability, indemnification and jurisdiction issues defined therein. Any holder of this document is advised that information contained hereon reflects the Company's findings at the time of its intervention only and within the limits of Client's instructions, if any. The Company's sole responsibility is to its Client and this document does not exonerate parties to a transaction from exercising all their rights and obligations under the transaction documents. This document cannot be reproduced except in full, without prior written approval of the Company. Any unauthorized alteration, forgery or falsification of the content or appearance of this document is unlawful and offenders may be prosecuted to the fullest extent of the law. Unless otherwise stated the results shown in this test report refer only to the sample(s) tested and such sample(s) are retained for 30 days only.  
**Attention: To check the authenticity of testing / inspection report & certificate, please contact us at telephone: (86-755) 8307 1443, or email: CN.Doccheck@sgs.com**

SGS-CSTC Standards Technical Services Co., Ltd.  
Shenzhen Branch (SGS-CSTC) Laboratory

No.1 Workshop, M-10, Middle Section, Science & Technology Park, Shenzhen, China 518057 t (86-755) 26012053 f (86-755) 26710594 www.sgsgroup.com.cn  
中国·深圳·科技园中区M-10栋一号厂房 邮编: 518057 t (86-755) 26012053 f (86-755) 26710594 sgs.china@sgs.com



## 9 Appendix

### 9.1 Appendix 15.247

#### 1.20 dB Bandwidth

| Test Mode | Test Channel | EBW[MHz] | Limit[MHz] | Verdict |
|-----------|--------------|----------|------------|---------|
| DH5       | 2402         | 1.046    | ---        | PASS    |
| DH5       | 2441         | 1.048    | ---        | PASS    |
| DH5       | 2480         | 1.048    | ---        | PASS    |
| 2DH5      | 2402         | 1.370    | ---        | PASS    |
| 2DH5      | 2441         | 1.374    | ---        | PASS    |
| 2DH5      | 2480         | 1.372    | ---        | PASS    |
| 3DH5      | 2402         | 1.304    | ---        | PASS    |
| 3DH5      | 2441         | 1.306    | ---        | PASS    |
| 3DH5      | 2480         | 1.304    | ---        | PASS    |

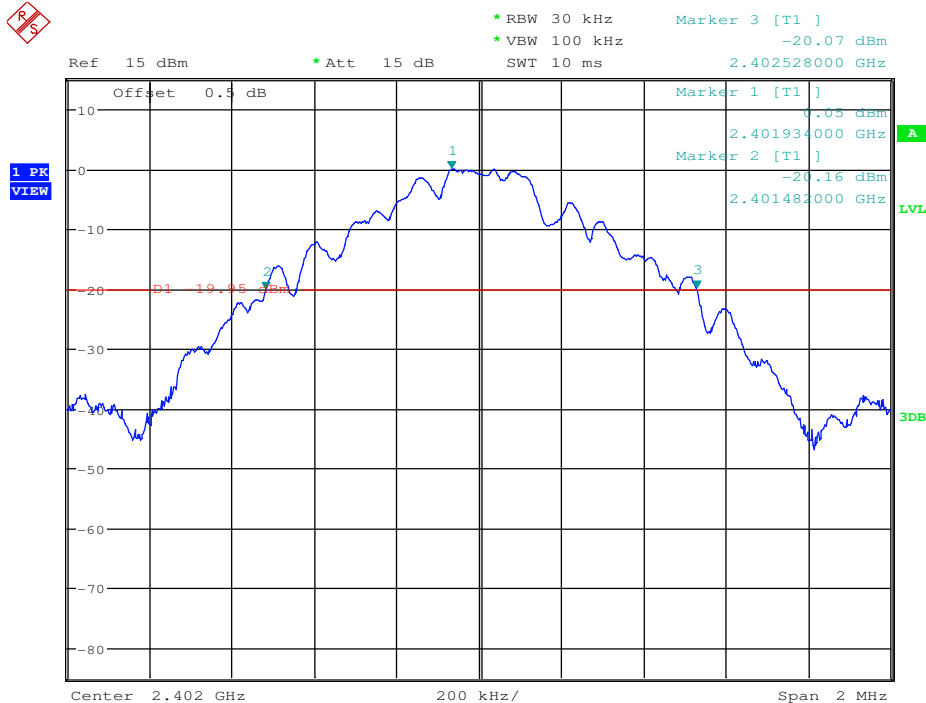


Unless otherwise agreed in writing, this document is issued by the Company subject to its General Conditions of Service printed overleaf, available on request or accessible at <http://www.sgs.com/en/Terms-and-Conditions.aspx> and, for electronic format documents, subject to Terms and Conditions for Electronic Documents at <http://www.sgs.com/en/Terms-and-Conditions/Terms-e-Documents.aspx>. Attention is drawn to the limitation of liability, indemnification and jurisdiction issues defined therein. Any holder of this document is advised that information contained hereon reflects the Company's findings at the time of its intervention only and within the limits of Client's instructions, if any. The Company's sole responsibility is to its Client and this document does not exonerate parties to a transaction from exercising all their rights and obligations under the transaction documents. This document cannot be reproduced except in full, without prior written approval of the Company. Any unauthorized alteration, forgery or falsification of the content or appearance of this document is unlawful and offenders may be prosecuted to the fullest extent of the law. Unless otherwise stated the results shown in this test report refer only to the sample(s) tested and such sample(s) are retained for 30 days only.  
Attention: To check the authenticity of testing / inspection report & certificate, please contact us at telephone: (86-755) 8307 1443, or email: [CN.Doccheck@sgs.com](mailto:CN.Doccheck@sgs.com)

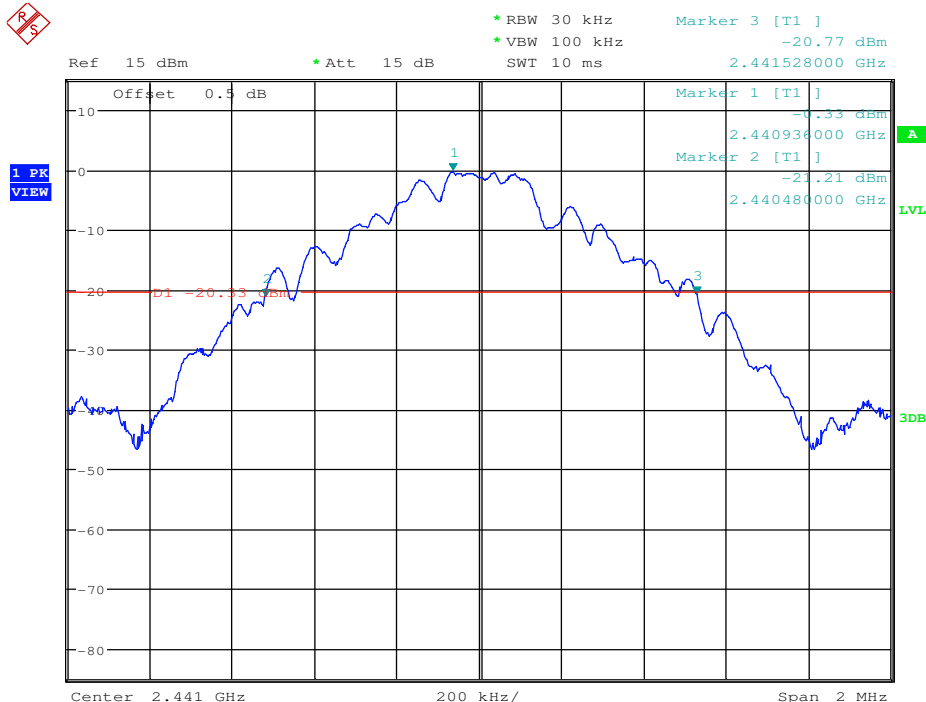
SGS-CSTC Standards Technical Services Co., Ltd.  
Shenzhen Branch (SGS-CSTC) Laboratory

No.1 Workshop, M-10, Middle Section, Science & Technology Park, Shenzhen, China 518057 t (86-755) 26012053 f (86-755) 26710594 www.sgs.com.cn  
中国·深圳·科技园中区M-10栋一号厂房 邮编: 518057 t (86-755) 26012053 f (86-755) 26710594 sgs.china@sgs.com

### 20 dB Bandwidth\_DH5\_2402



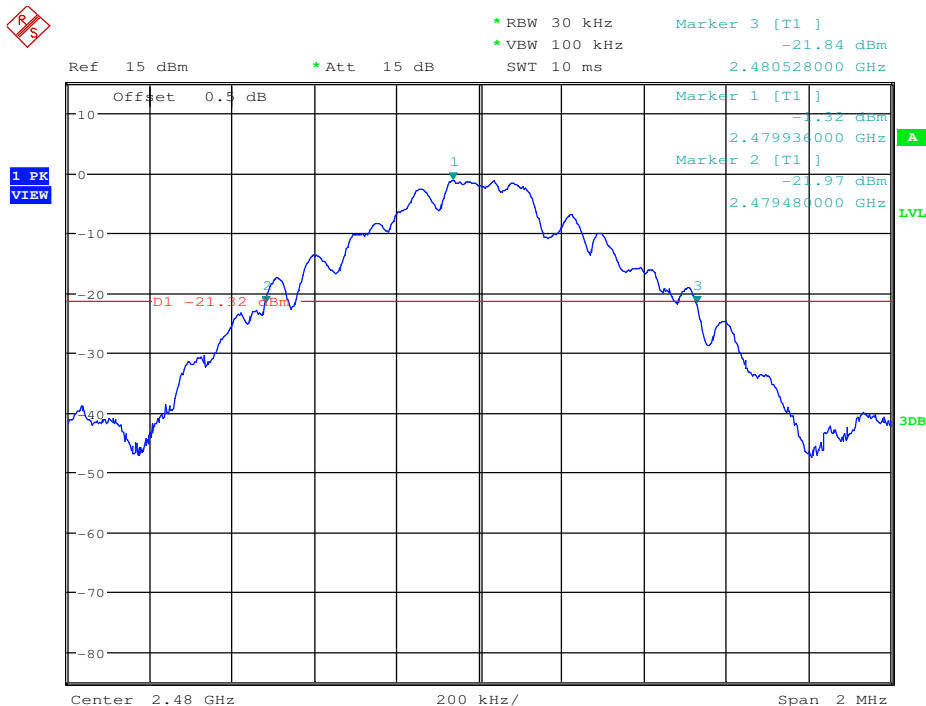
### 20 dB Bandwidth\_DH5\_2441



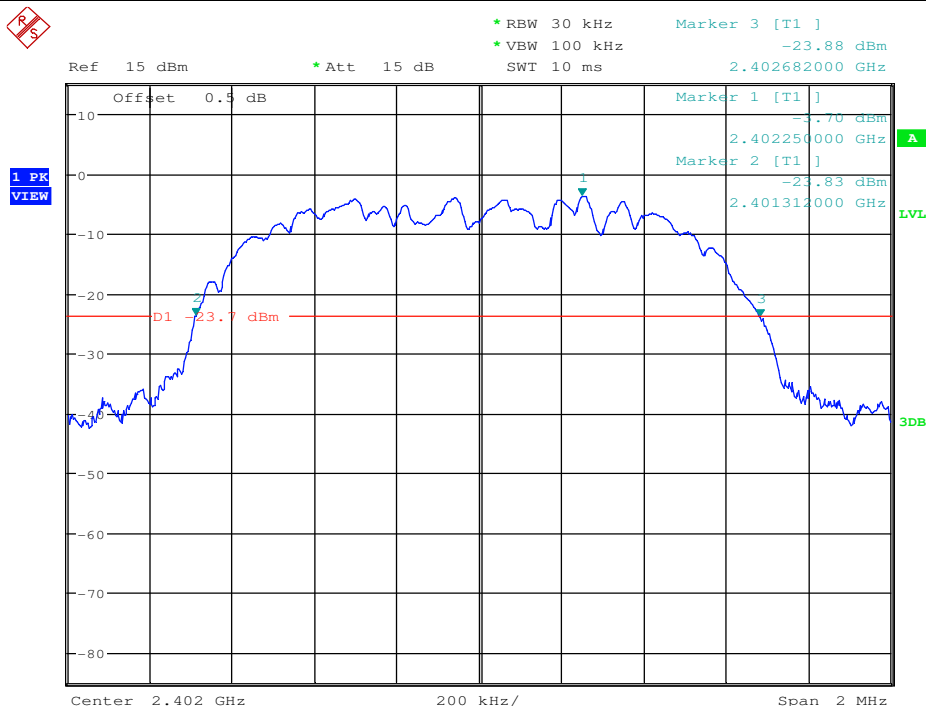
Unless otherwise agreed in writing, this document is issued by the Company subject to its General Conditions of Service printed overleaf, available on request or accessible at <http://www.sgs.com/en/Terms-and-Conditions.aspx> and, for electronic format documents, subject to Terms and Conditions for Electronic Documents at <http://www.sgs.com/en/Terms-and-Conditions/Terms-e-Documents.aspx>. Attention is drawn to the limitation of liability, indemnification and jurisdiction issues defined therein. Any holder of this document is advised that information contained hereon reflects the Company's findings at the time of its intervention only and within the limits of Client's instructions, if any. The Company's sole responsibility is to its Client and this document does not exonerate parties to a transaction from exercising all their rights and obligations under the transaction documents. This document cannot be reproduced except in full, without prior written approval of the Company. Any unauthorized alteration, forgery or falsification of the content or appearance of this document is unlawful and offenders may be prosecuted to the fullest extent of the law. Unless otherwise stated the results shown in this test report refer only to the sample(s) tested and such sample(s) are retained for 30 days only.

Attention: To check the authenticity of testing / inspection report & certificate, please contact us at telephone: (86-755) 83071443, or email: [CN.Doccheck@sgs.com](mailto:CN.Doccheck@sgs.com)

### 20 dB Bandwidth\_DH5\_2480

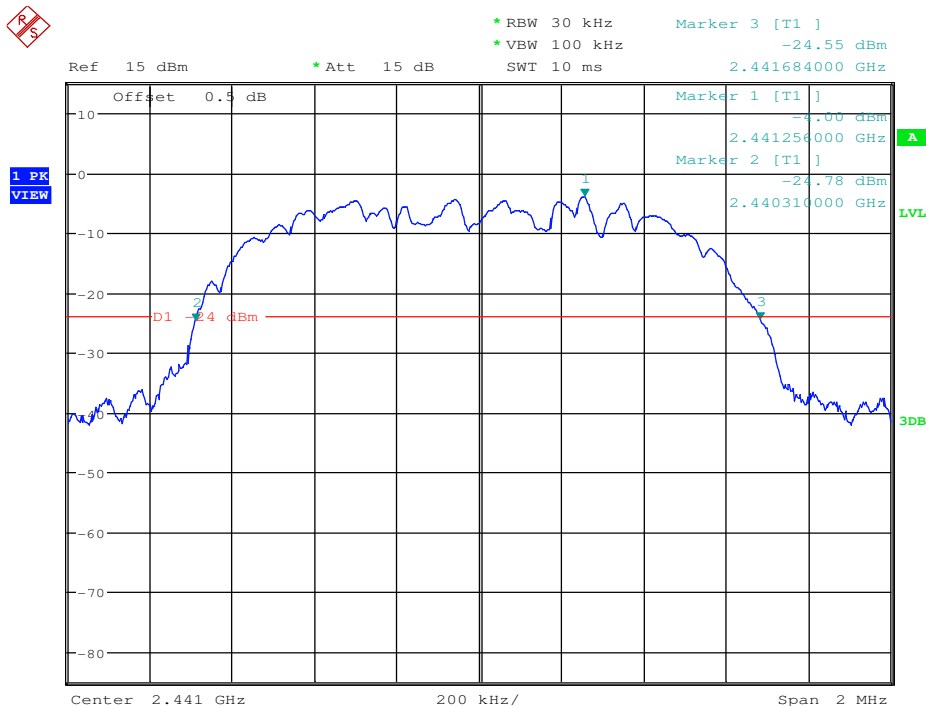


### 20 dB Bandwidth\_2DH5\_2402

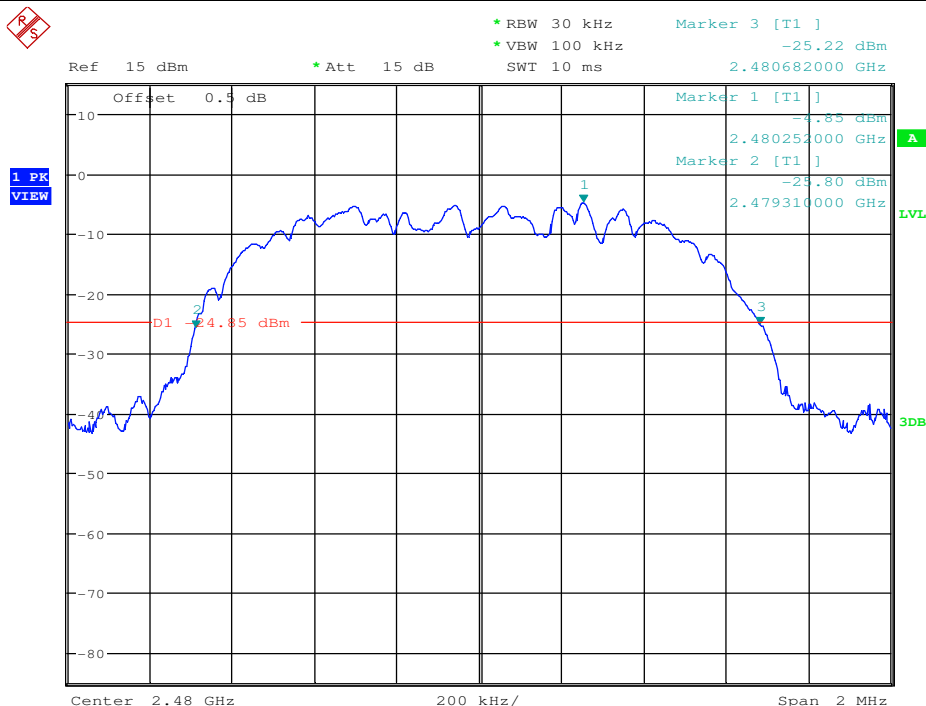




### 20 dB Bandwidth\_2DH5\_2441



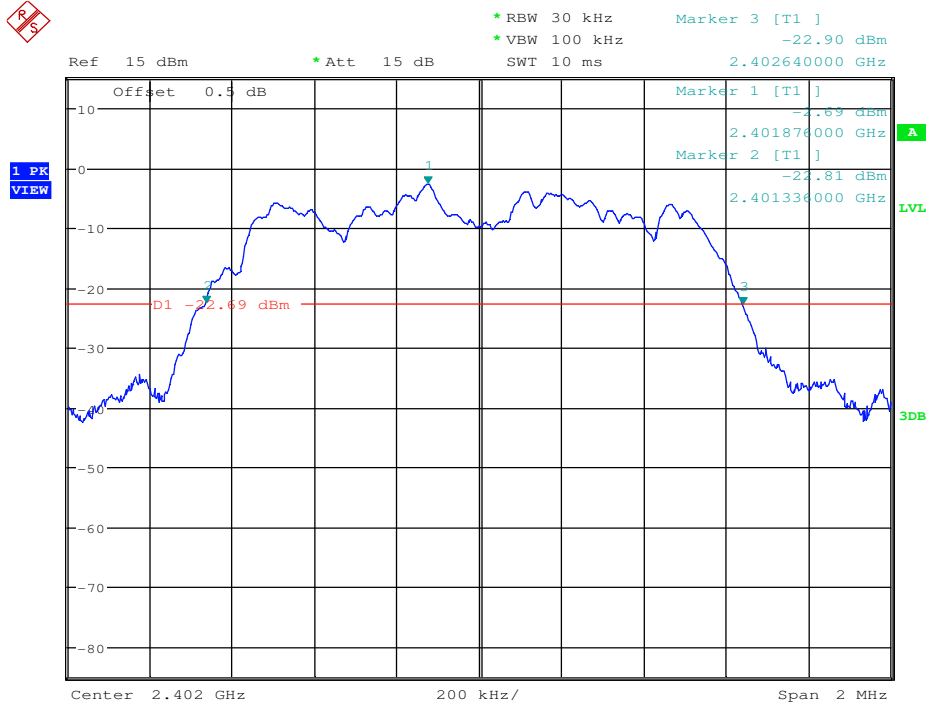
### 20 dB Bandwidth\_2DH5\_2480



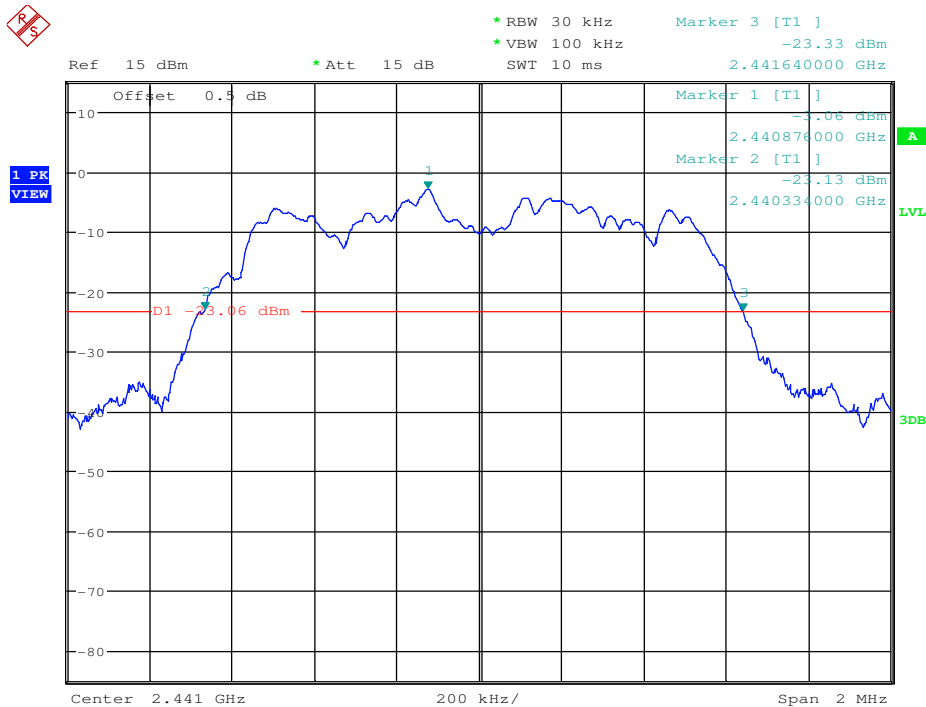
Unless otherwise agreed in writing, this document is issued by the Company subject to its General Conditions of Service printed overleaf, available on request or accessible at <http://www.sgs.com/en/Terms-and-Conditions.aspx> and, for electronic format documents, subject to Terms and Conditions for Electronic Documents at <http://www.sgs.com/en/Terms-and-Conditions/Terms-e-Documents.aspx>. Attention is drawn to the limitation of liability, indemnification and jurisdiction issues defined therein. Any holder of this document is advised that information contained hereon reflects the Company's findings at the time of its intervention only and within the limits of Client's instructions, if any. The Company's sole responsibility is to its Client and this document does not exonerate parties to a transaction from exercising all their rights and obligations under the transaction documents. This document cannot be reproduced except in full, without prior written approval of the Company. Any unauthorized alteration, forgery or falsification of the content or appearance of this document is unlawful and offenders may be prosecuted to the fullest extent of the law. Unless otherwise stated the results shown in this test report refer only to the sample(s) tested and such sample(s) are retained for 30 days only.

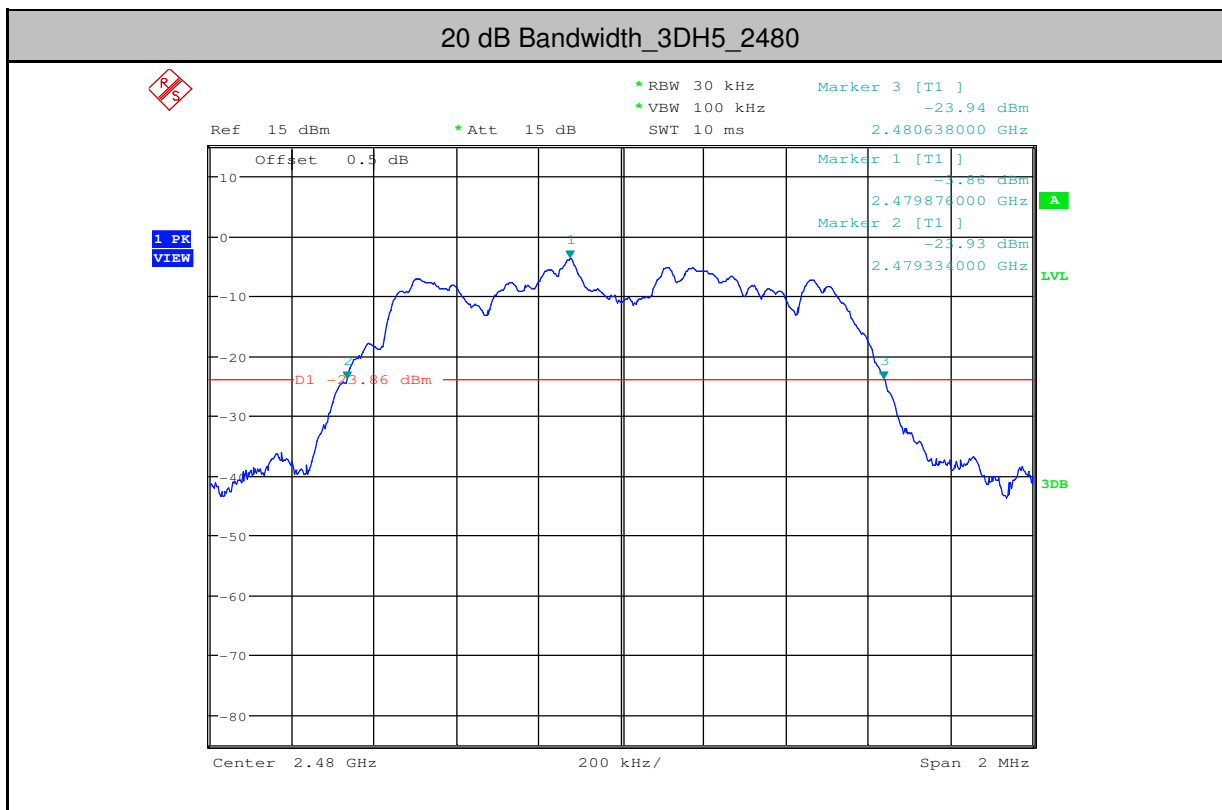
Attention: To check the authenticity of testing / inspection report & certificate, please contact us at telephone: (86-755) 8307 1443, or email: [CN.Doccheck@sgs.com](mailto:CN.Doccheck@sgs.com)

### 20 dB Bandwidth\_3DH5\_2402



### 20 dB Bandwidth\_3DH5\_2441





## 2. Conducted Peak Output Power

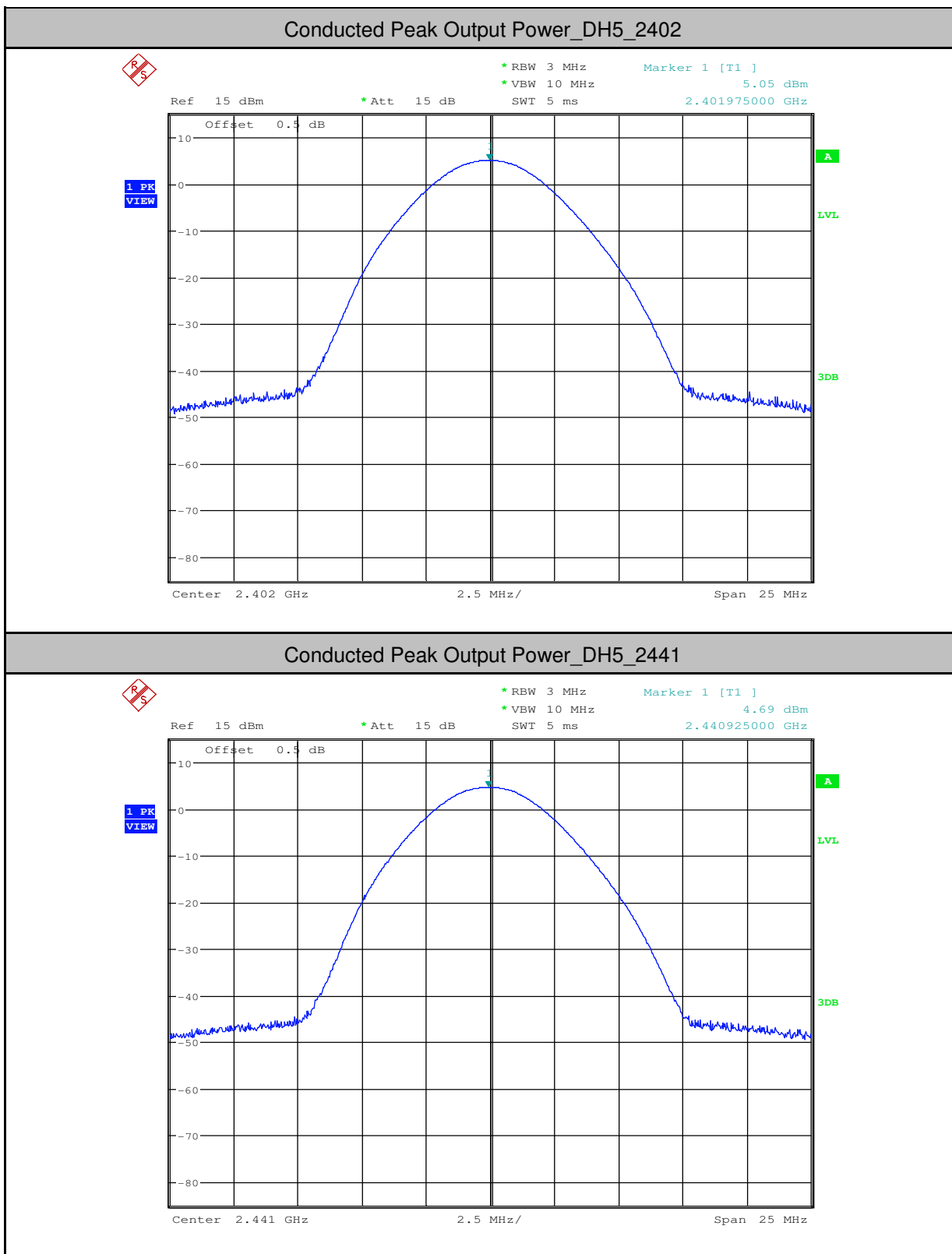
| Test Mode | Test Channel | Power[dBm] | Limit[dBm] | Verdict |
|-----------|--------------|------------|------------|---------|
| DH5       | 2402         | 5.05       | <=20.97    | PASS    |
| DH5       | 2441         | 4.69       | <=20.97    | PASS    |
| DH5       | 2480         | 3.77       | <=20.97    | PASS    |
| 2DH5      | 2402         | 6.33       | <=20.97    | PASS    |
| 2DH5      | 2441         | 5.99       | <=20.97    | PASS    |
| 2DH5      | 2480         | 5.11       | <=20.97    | PASS    |
| 3DH5      | 2402         | 6.57       | <=20.97    | PASS    |
| 3DH5      | 2441         | 6.19       | <=20.97    | PASS    |
| 3DH5      | 2480         | 5.33       | <=20.97    | PASS    |



Unless otherwise agreed in writing, this document is issued by the Company subject to its General Conditions of Service printed overleaf, available on request or accessible at <http://www.sgs.com/en/Terms-and-Conditions.aspx> and, for electronic format documents, subject to Terms and Conditions for Electronic Documents at <http://www.sgs.com/en/Terms-and-Conditions/Terms-e-Documents.aspx>. Attention is drawn to the limitation of liability, indemnification and jurisdiction issues defined therein. Any holder of this document is advised that information contained hereon reflects the Company's findings at the time of its intervention only and within the limits of Client's instructions, if any. The Company's sole responsibility is to its Client and this document does not exonerate parties to a transaction from exercising all their rights and obligations under the transaction documents. This document cannot be reproduced except in full, without prior written approval of the Company. Any unauthorized alteration, forgery or falsification of the content or appearance of this document is unlawful and offenders may be prosecuted to the fullest extent of the law. Unless otherwise stated the results shown in this test report refer only to the sample(s) tested and such sample(s) are retained for 30 days only.

Attention: To check the authenticity of testing / inspection report and certificate, please contact us at telephone: (86-755) 83071443, or email: [CN.Doccheck@sgs.com](mailto:CN.Doccheck@sgs.com)

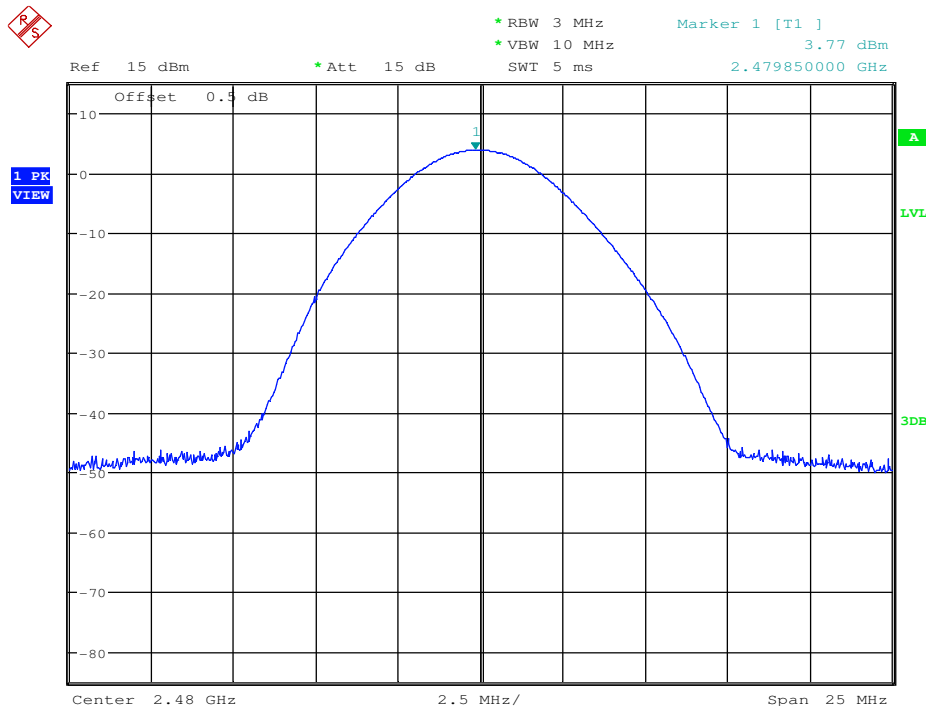
No.1 Workshop, M-10, Middle Section, Science & Technology Park, Shenzhen, China 518057 t (86-755) 26012053 f (86-755) 26710594 www.sgs.com.cn  
中国·深圳·科技园中区M-10栋一号厂房 邮编: 518057 t (86-755) 26012053 f (86-755) 26710594 sgs.china@sgs.com



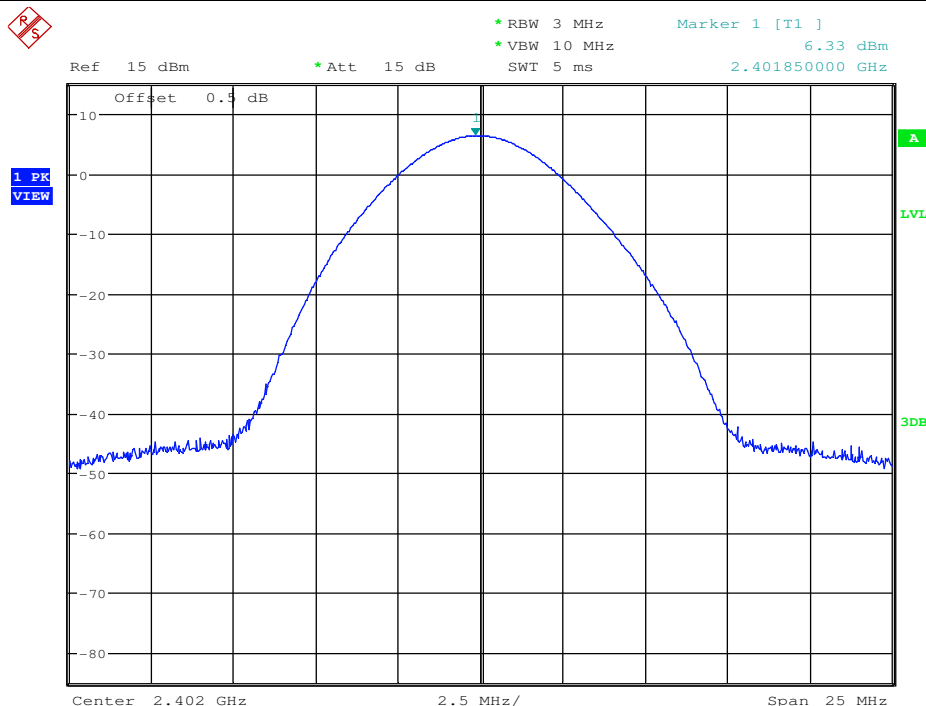




Conducted Peak Output Power\_DH5\_2480



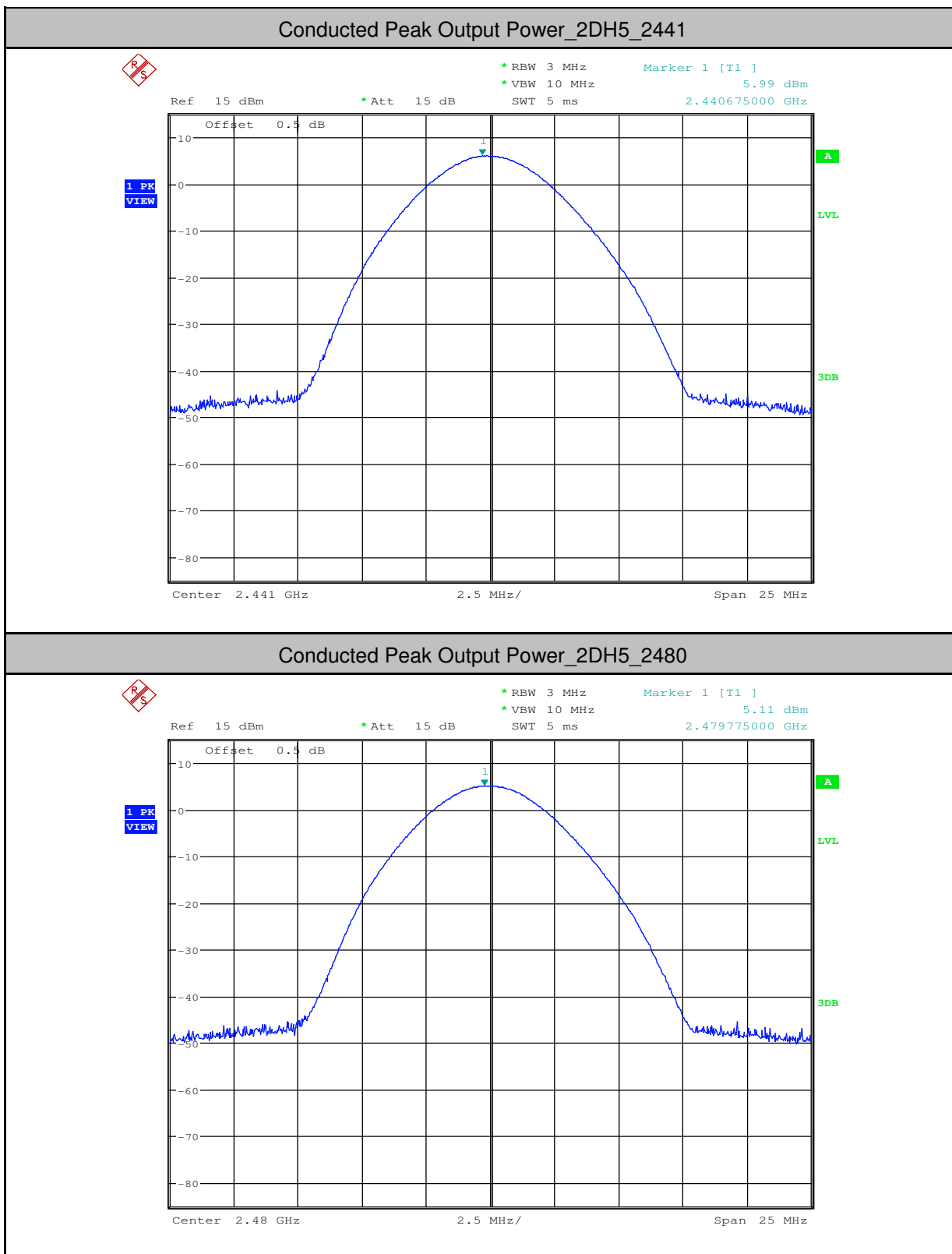
Conducted Peak Output Power\_2DH5\_2402



Unless otherwise agreed in writing, this document is issued by the Company subject to its General Conditions of Service printed overleaf, available on request or accessible at <http://www.sgs.com/en/Terms-and-Conditions.aspx> and, for electronic format documents, subject to Terms and Conditions for Electronic Documents at <http://www.sgs.com/en/Terms-and-Conditions/Terms-e-Documents.aspx>. Attention is drawn to the limitation of liability, indemnification and jurisdiction issues defined therein. Any holder of this document is advised that information contained hereon reflects the Company's findings at the time of its intervention only and within the limits of Client's instructions, if any. The Company's sole responsibility is to its Client and this document does not exonerate parties to a transaction from exercising all their rights and obligations under the transaction documents. This document cannot be reproduced except in full, without prior written approval of the Company. Any unauthorized alteration, forgery or falsification of the content or appearance of this document is unlawful and offenders may be prosecuted to the fullest extent of the law. Unless otherwise stated the results shown in this test report refer only to the sample(s) tested and such sample(s) are retained for 30 days only.

Attention: To check the authenticity of testing / inspection report and certificate, please contact us at telephone: (86-755) 83071443, or email: [CN.Doccheck@sgs.com](mailto:CN.Doccheck@sgs.com)

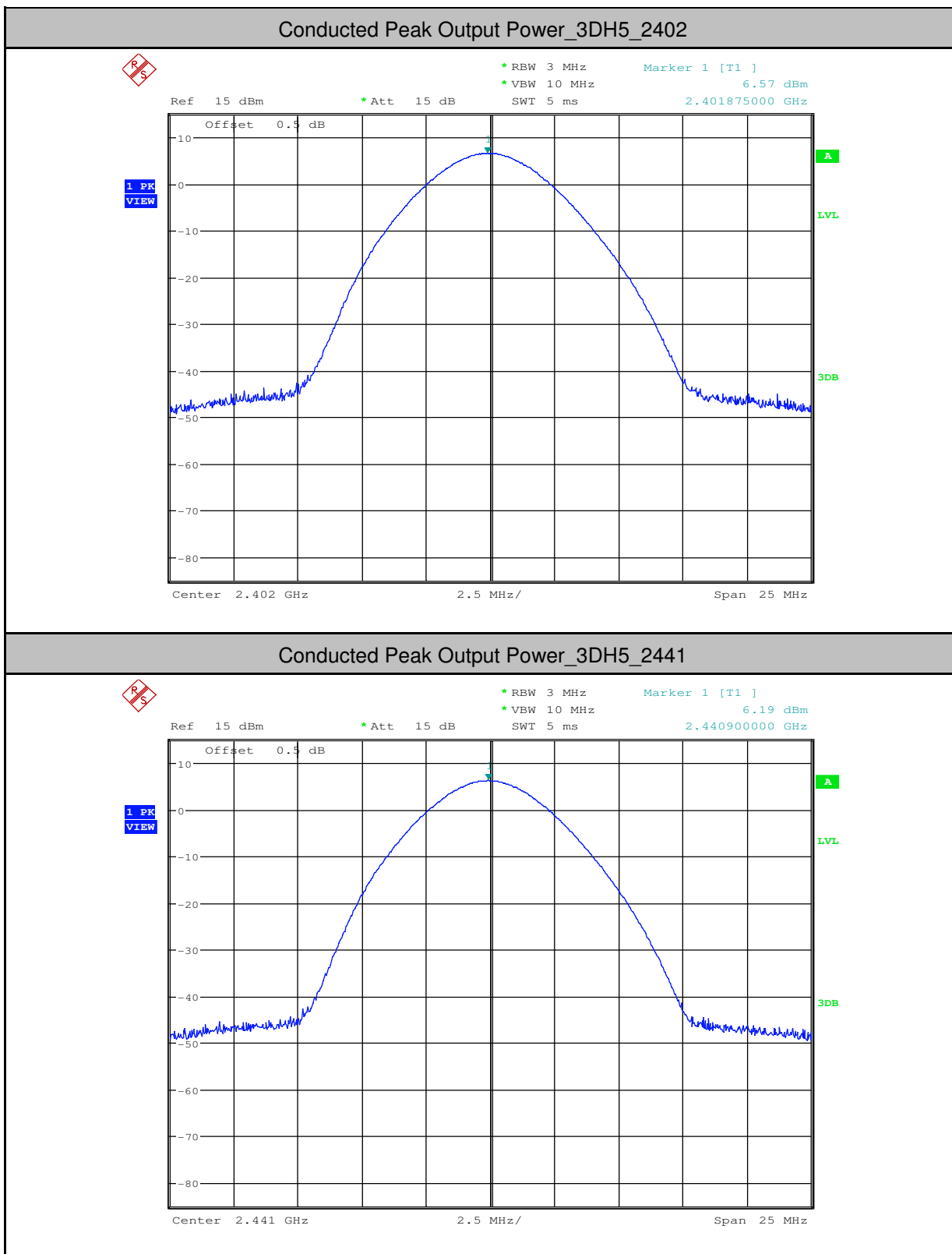
No.1 Workshop, M-10, Middle Section, Science & Technology Park, Shenzhen, China 518057 t (86-755) 26012053 f (86-755) 26710594 www.sgs.com.cn  
中国·深圳·科技园中区M-10栋一号厂房 邮编: 518057 t (86-755) 26012053 f (86-755) 26710594 sgs.china@sgs.com

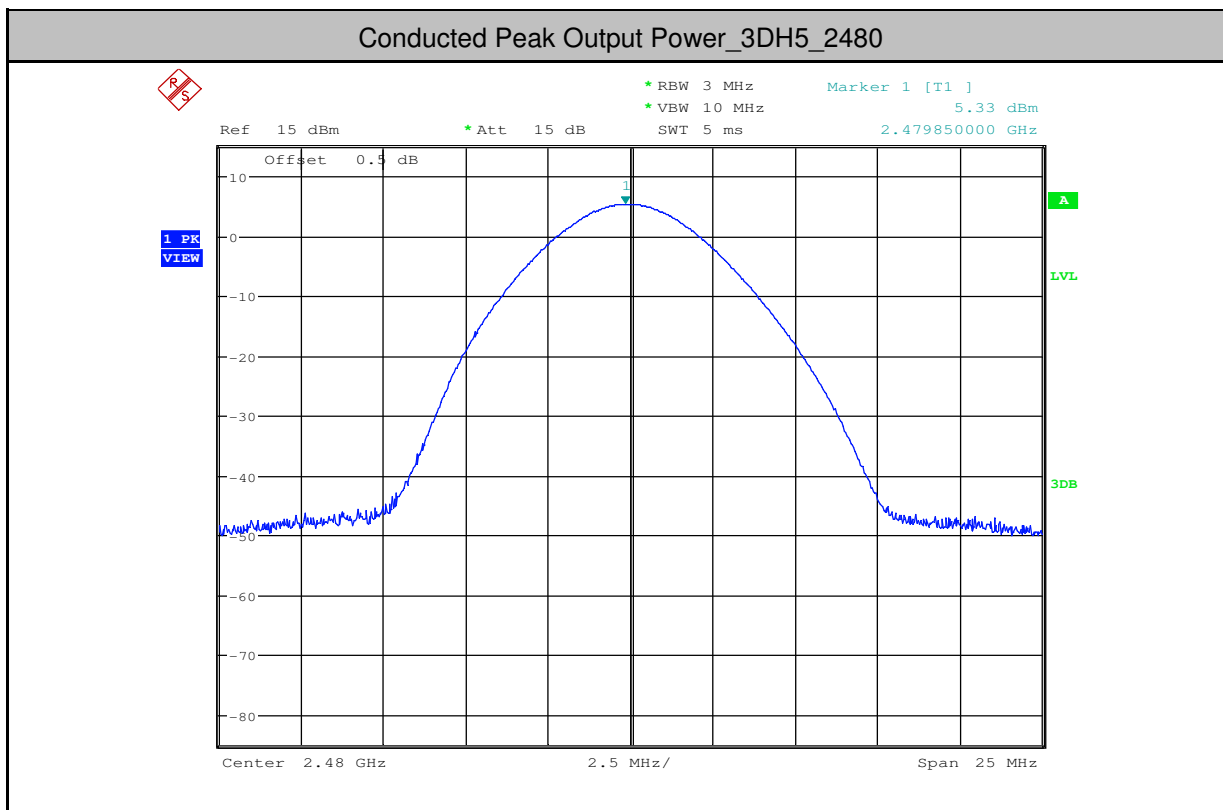


Unless otherwise agreed in writing, this document is issued by the Company subject to its General Conditions of Service printed overleaf, available on request or accessible at <http://www.sgs.com/en/Terms-and-Conditions.aspx> and, for electronic format documents, subject to Terms and Conditions for Electronic Documents at <http://www.sgs.com/en/Terms-and-Conditions/Terms-e-Documents.aspx>. Attention is drawn to the limitation of liability, indemnification and jurisdiction issues defined therein. Any holder of this document is advised that information contained hereon reflects the Company's findings at the time of its intervention only and within the limits of Client's instructions, if any. The Company's sole responsibility is to its Client and this document does not exonerate parties to a transaction from exercising all their rights and obligations under the transaction documents. This document cannot be reproduced except in full, without prior written approval of the Company. Any unauthorized alteration, forgery or falsification of the content or appearance of this document is unlawful and offenders may be prosecuted to the fullest extent of the law. Unless otherwise stated the results shown in this test report refer only to the sample(s) tested and such sample(s) are retained for 30 days only.

Attention: To check the authenticity of testing / inspection report and certificate, please contact us at telephone: (86-755) 83071443, or email: [CN.Doccheck@sgs.com](mailto:CN.Doccheck@sgs.com)

No.1 Workshop, M-10, Middle Section, Science & Technology Park, Shenzhen, China 518057 t (86-755) 26012053 f (86-755) 26710594 www.sgs.com.cn  
中国·深圳·科技园中区M-10栋一号厂房 邮编: 518057 t (86-755) 26012053 f (86-755) 26710594 sgs.china@sgs.com



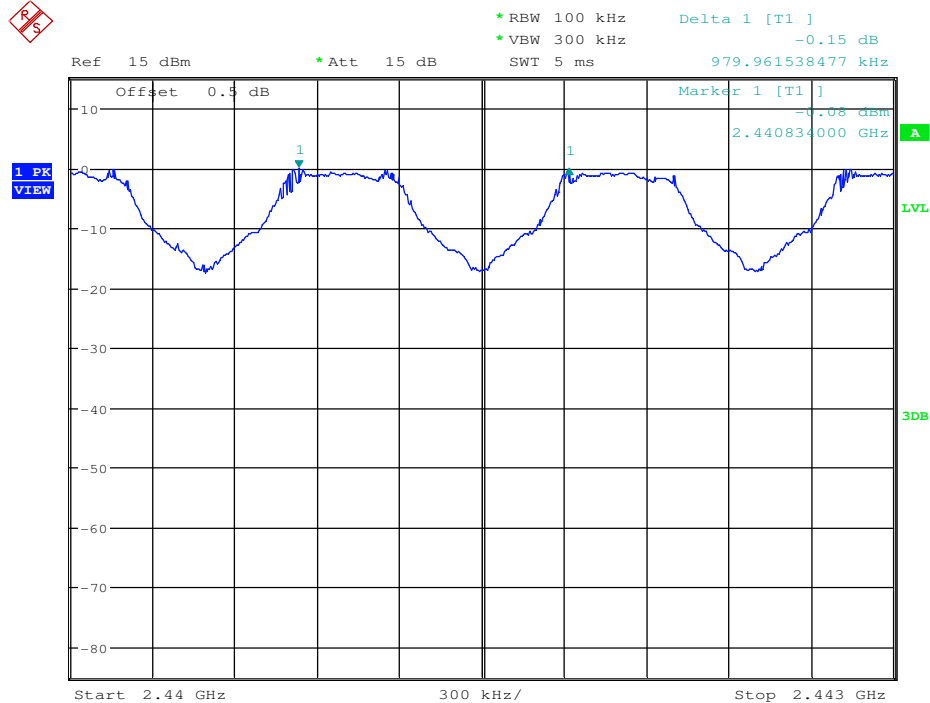


### 3.Carrier Frequency Separation

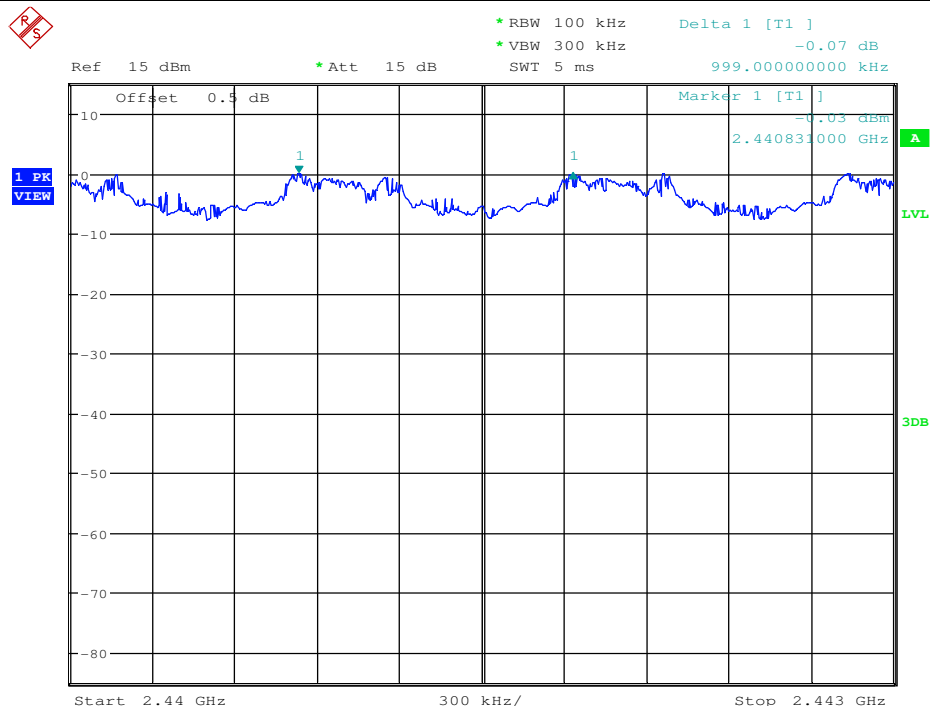
| Test Mode | Test Channel | Result[MHz] | Limit[MHz] | Verdict |
|-----------|--------------|-------------|------------|---------|
| DH5       | 2441         | 0.980       | >=0.70     | PASS    |
| 2DH5      | 2441         | 0.999       | >=0.92     | PASS    |
| 3DH5      | 2441         | 1.002       | >=0.87     | PASS    |



### Carrier Frequency Separation\_DH5\_2441



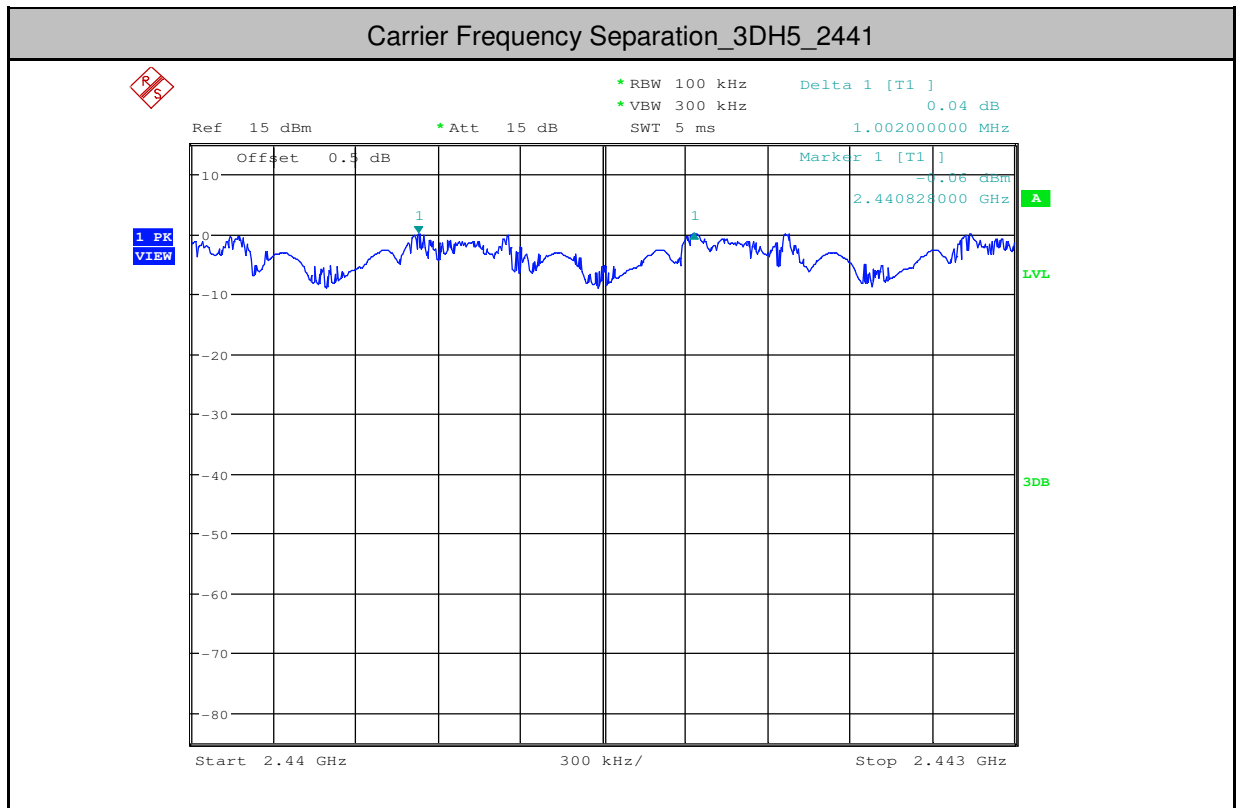
### Carrier Frequency Separation\_2DH5\_2441



Unless otherwise agreed in writing, this document is issued by the Company subject to its General Conditions of Service printed overleaf, available on request or accessible at <http://www.sgs.com/en/Terms-and-Conditions.aspx> and, for electronic format documents, subject to Terms and Conditions for Electronic Documents at <http://www.sgs.com/en/Terms-and-Conditions/Terms-e-Documents.aspx>. Attention is drawn to the limitation of liability, indemnification and jurisdiction issues defined therein. Any holder of this document is advised that information contained hereon reflects the Company's findings at the time of its intervention only and within the limits of Client's instructions, if any. The Company's sole responsibility is to its Client and this document does not exonerate parties to a transaction from exercising all their rights and obligations under the transaction documents. This document cannot be reproduced except in full, without prior written approval of the Company. Any unauthorized alteration, forgery or falsification of the content or appearance of this document is unlawful and offenders may be prosecuted to the fullest extent of the law. Unless otherwise stated the results shown in this test report refer only to the sample(s) tested and such sample(s) are retained for 30 days only.

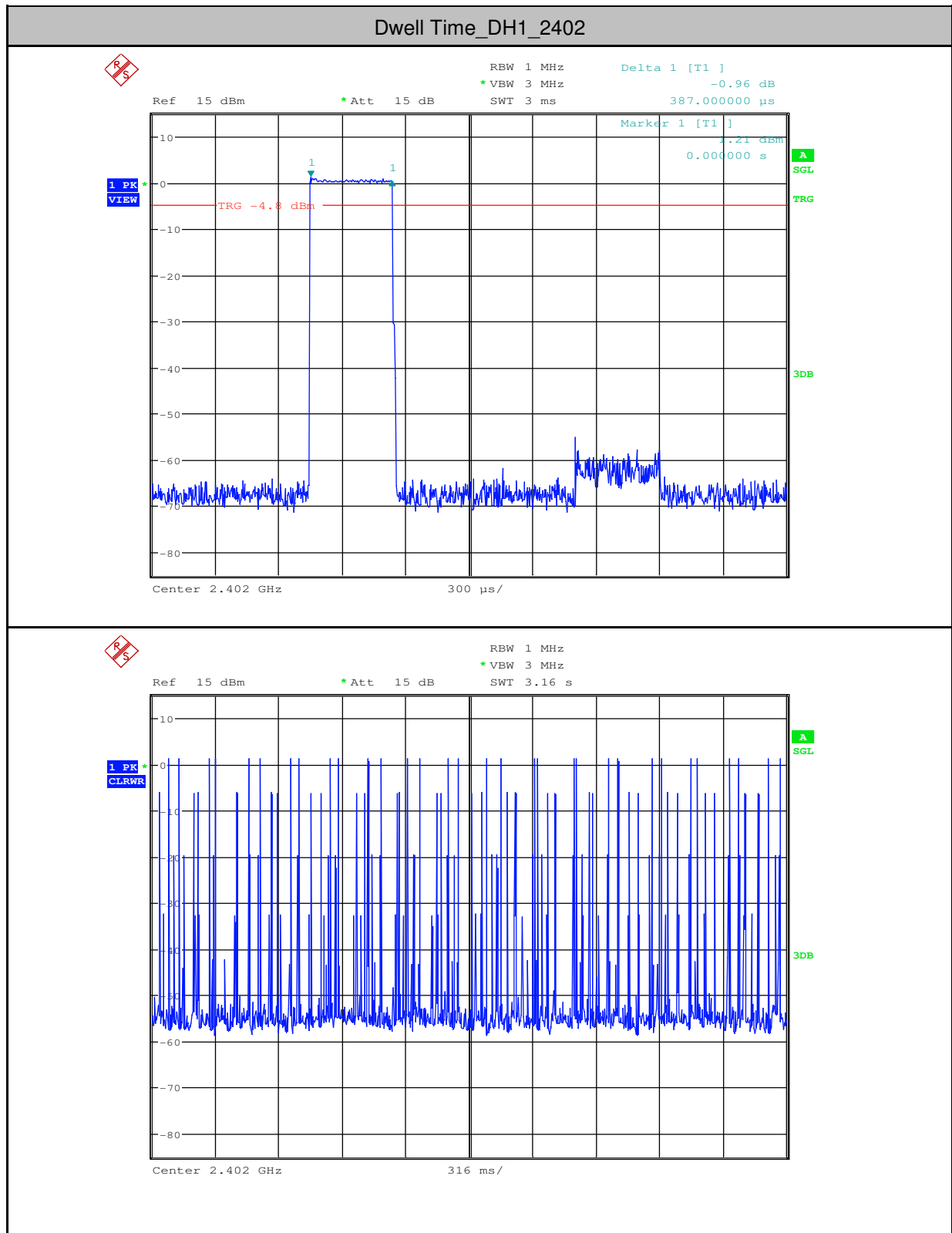
Attention: To check the authenticity of testing/inspection report & certificate, please contact us at telephone: (86-755) 83071443, or email: [CN.Doccheck@sgs.com](mailto:CN.Doccheck@sgs.com)

No.1 Workshop, M-10, Middle Section, Science & Technology Park, Shenzhen, China 518057 t (86-755) 26012053 f (86-755) 26710594 www.sgs.com.cn  
中国·深圳·科技园中区M-10栋一号厂房 邮编: 518057 t (86-755) 26012053 f (86-755) 26710594 sgs.china@sgs.com

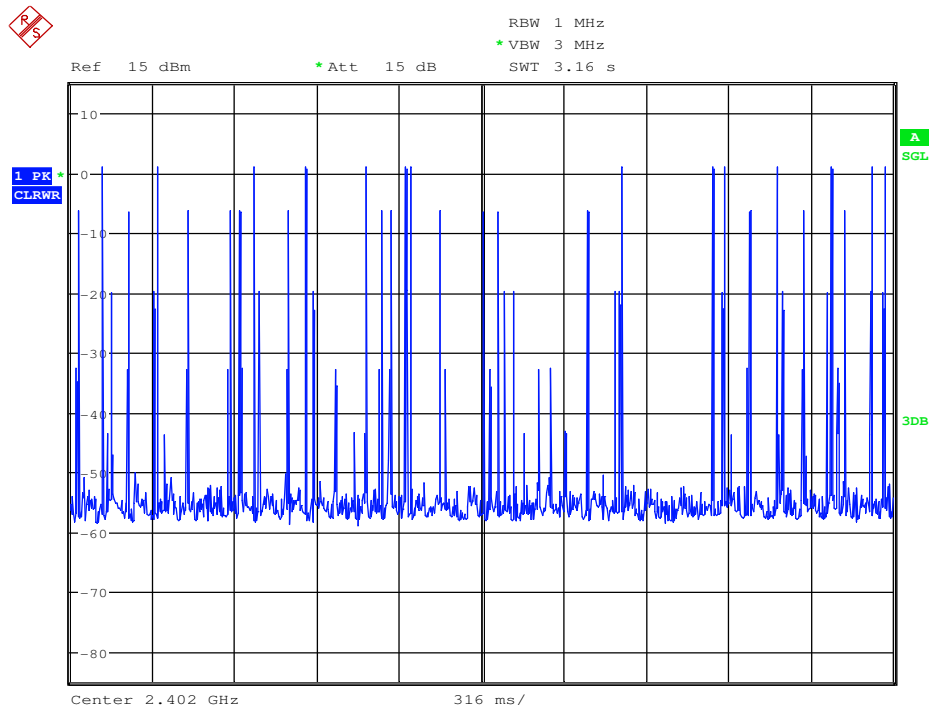
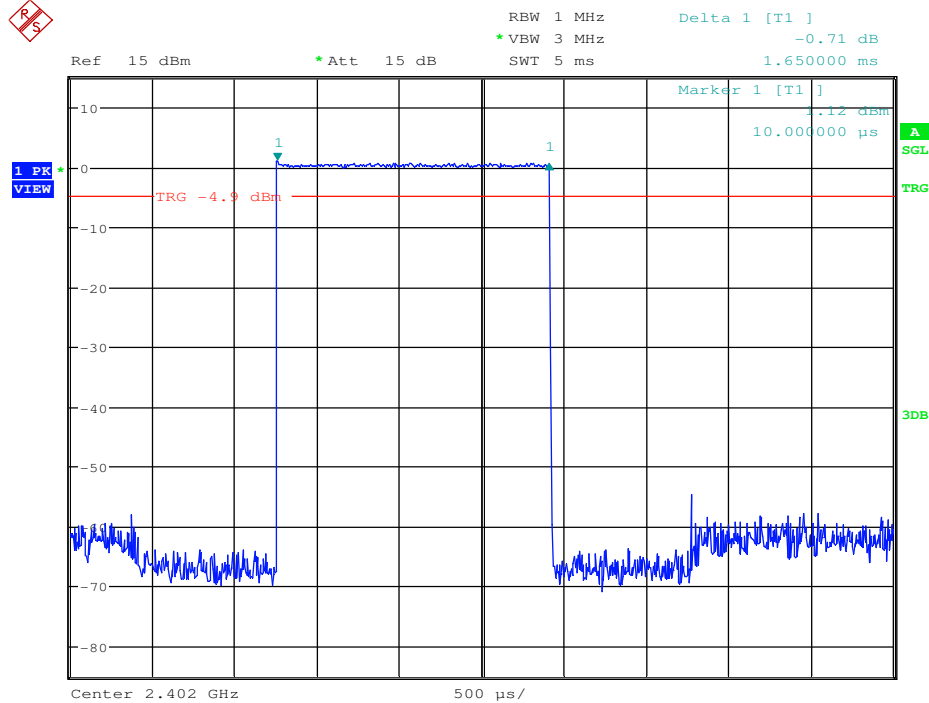


#### 4.Dwell Time

| Test Mode | Test Channel | Burst Width[ms/hop/ch] | Total Hops[hop*ch] | Dwell Time[s] | Limit[s] | Verdict |
|-----------|--------------|------------------------|--------------------|---------------|----------|---------|
| DH1       | 2402         | 0.39                   | 320                | 0.125         | <0.4     | PASS    |
| DH3       | 2402         | 1.65                   | 140                | 0.231         | <0.4     | PASS    |
| DH5       | 2402         | 2.89                   | 80                 | 0.231         | <0.4     | PASS    |
| 2DH1      | 2402         | 0.4                    | 320                | 0.128         | <0.4     | PASS    |
| 2DH3      | 2402         | 1.66                   | 160                | 0.266         | <0.4     | PASS    |
| 2DH5      | 2402         | 2.9                    | 100                | 0.29          | <0.4     | PASS    |
| 3DH1      | 2402         | 0.4                    | 320                | 0.128         | <0.4     | PASS    |
| 3DH3      | 2402         | 1.65                   | 150                | 0.248         | <0.4     | PASS    |
| 3DH5      | 2402         | 2.9                    | 70                 | 0.203         | <0.4     | PASS    |

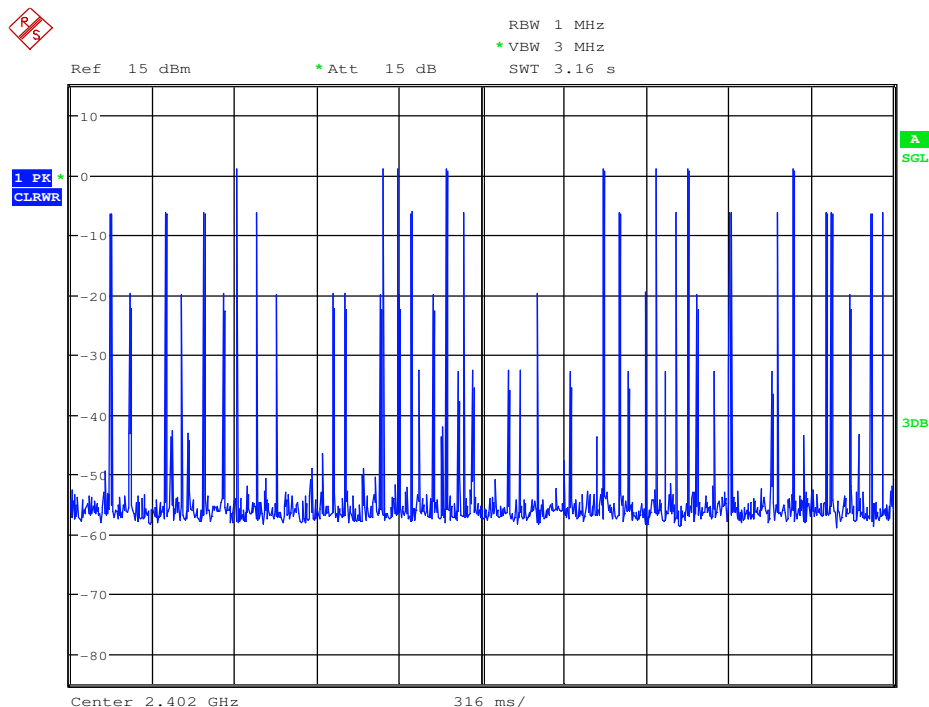
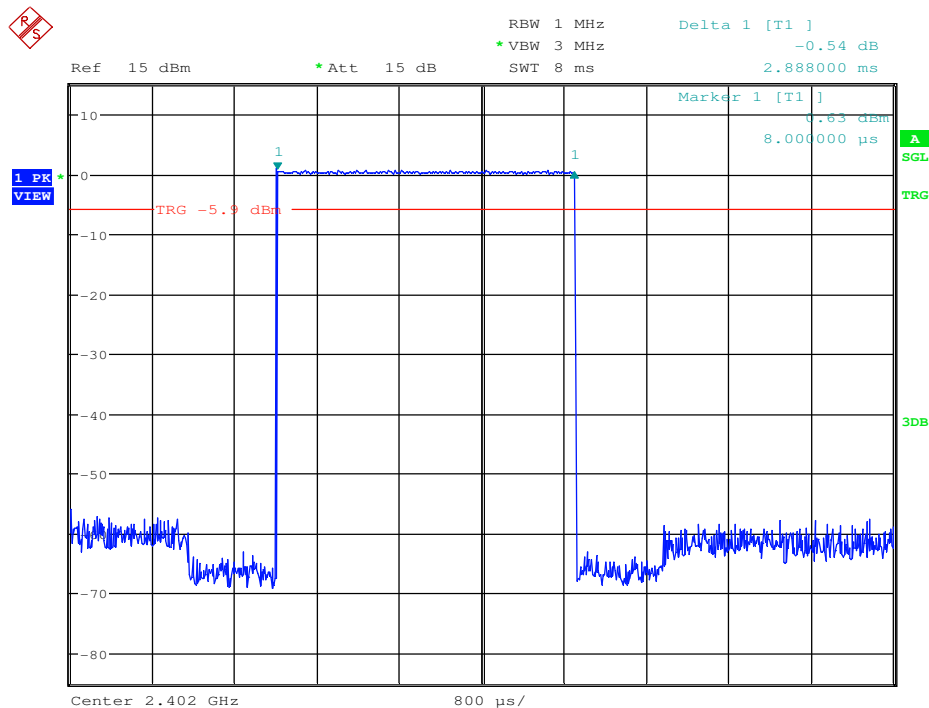


### Dwell Time\_DH3\_2402





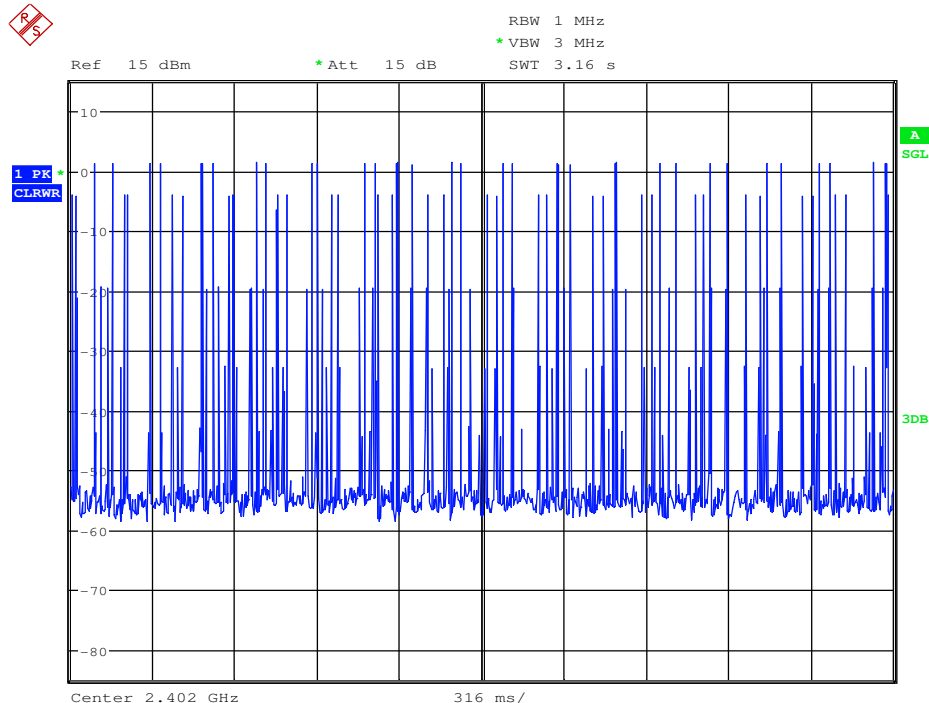
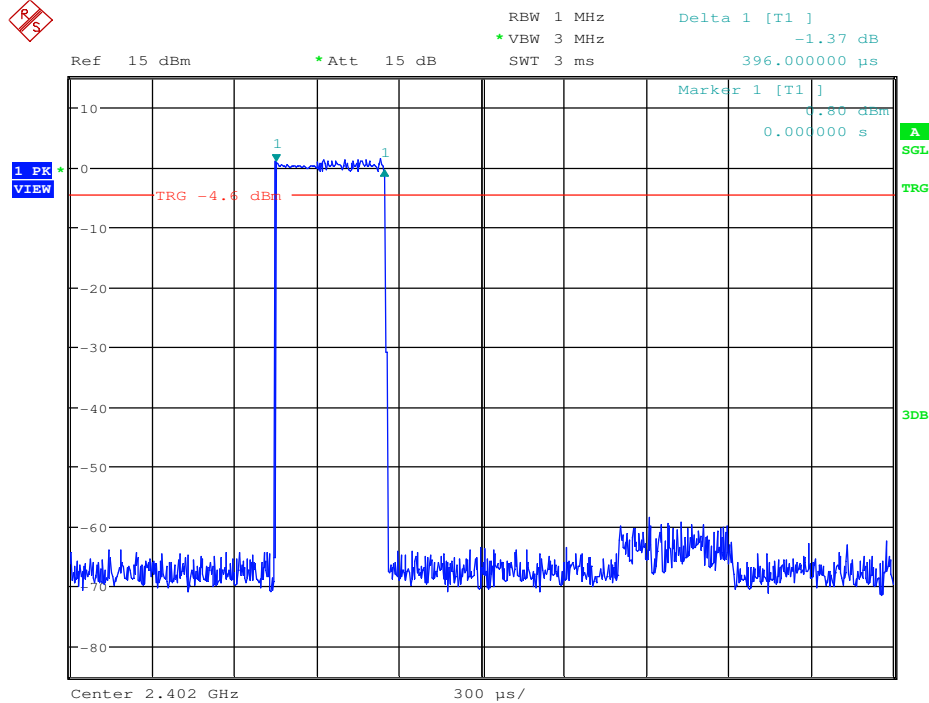
### Dwell Time\_DH5\_2402



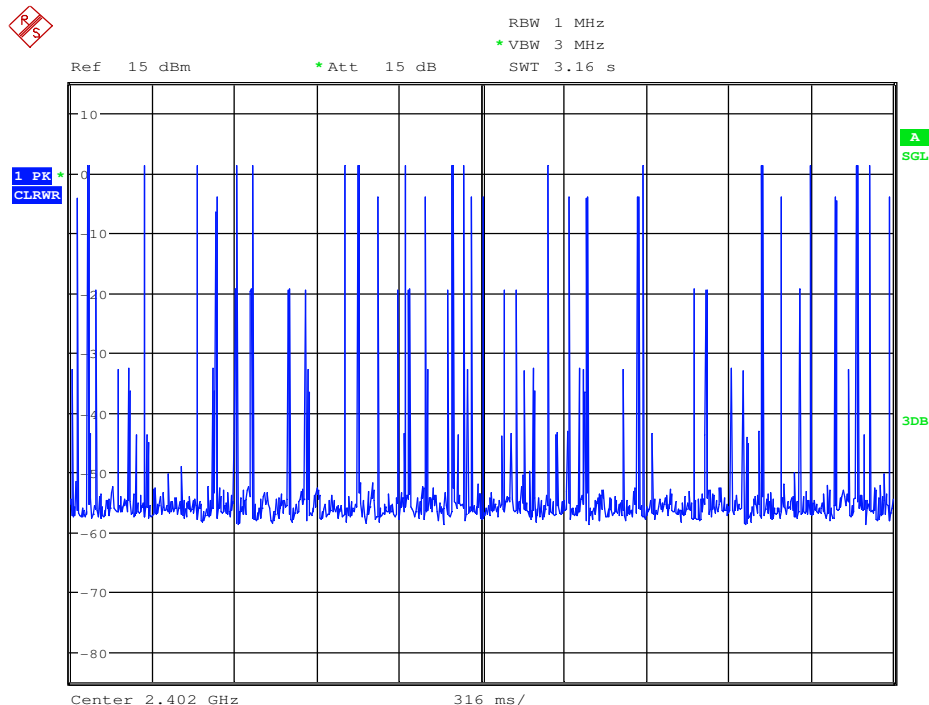
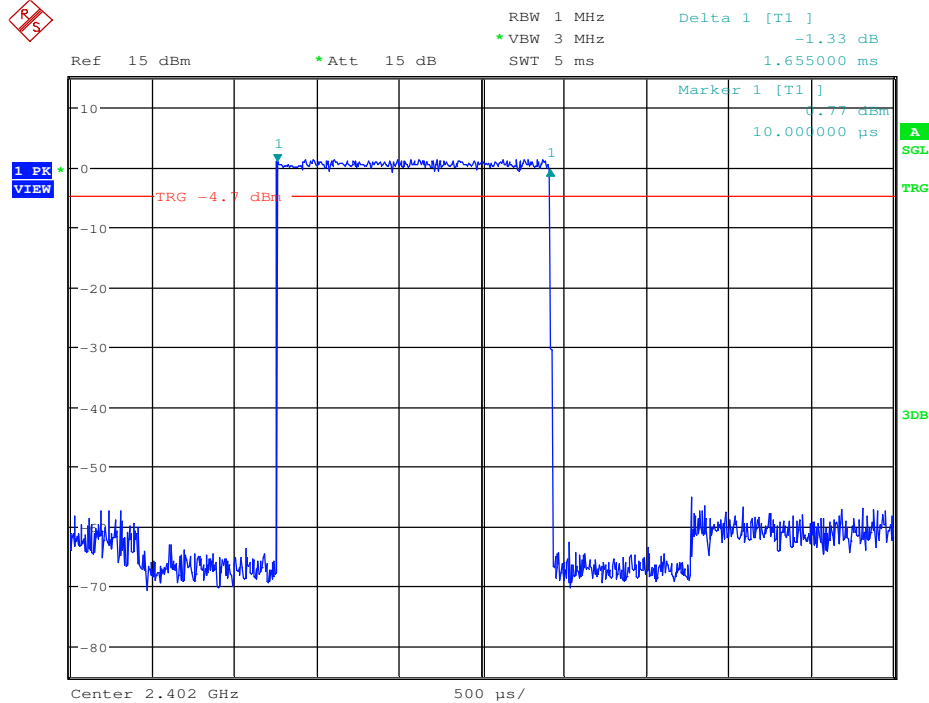
Unless otherwise agreed in writing, this document is issued by the Company subject to its General Conditions of Service printed overleaf, available on request or accessible at <http://www.sgs.com/en/Terms-and-Conditions.aspx> and, for electronic format documents, subject to Terms and Conditions for Electronic Documents at <http://www.sgs.com/en/Terms-and-Conditions/Terms-e-Documents.aspx>. Attention is drawn to the limitation of liability, indemnification and jurisdiction issues defined therein. Any holder of this document is advised that information contained hereon reflects the Company's findings at the time of its intervention only and within the limits of Client's instructions, if any. The Company's sole responsibility is to its Client and this document does not exonerate parties to a transaction from exercising all their rights and obligations under the transaction documents. This document cannot be reproduced except in full, without prior written approval of the Company. Any unauthorized alteration, forgery or falsification of the content or appearance of this document is unlawful and offenders may be prosecuted to the fullest extent of the law. Unless otherwise stated the results shown in this test report refer only to the sample(s) tested and such sample(s) are retained for 30 days only.

Attention: To check the authenticity of testing / inspection report and certificate, please contact us at telephone: (86-755) 83071443, or email: [CN.Doccheck@sgs.com](mailto:CN.Doccheck@sgs.com)

### Dwell Time\_2DH1\_2402

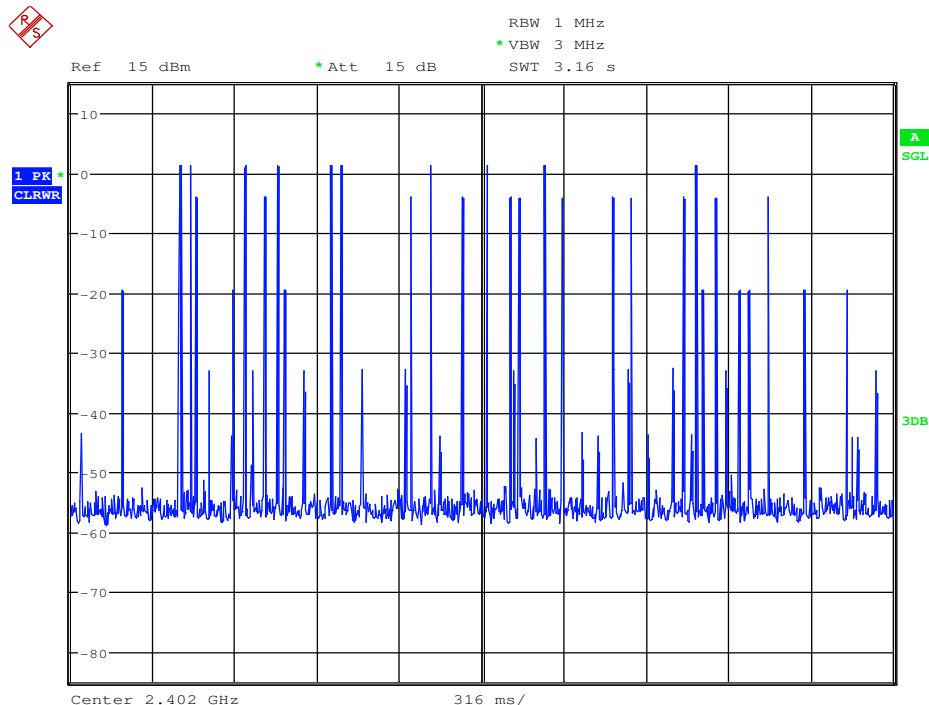
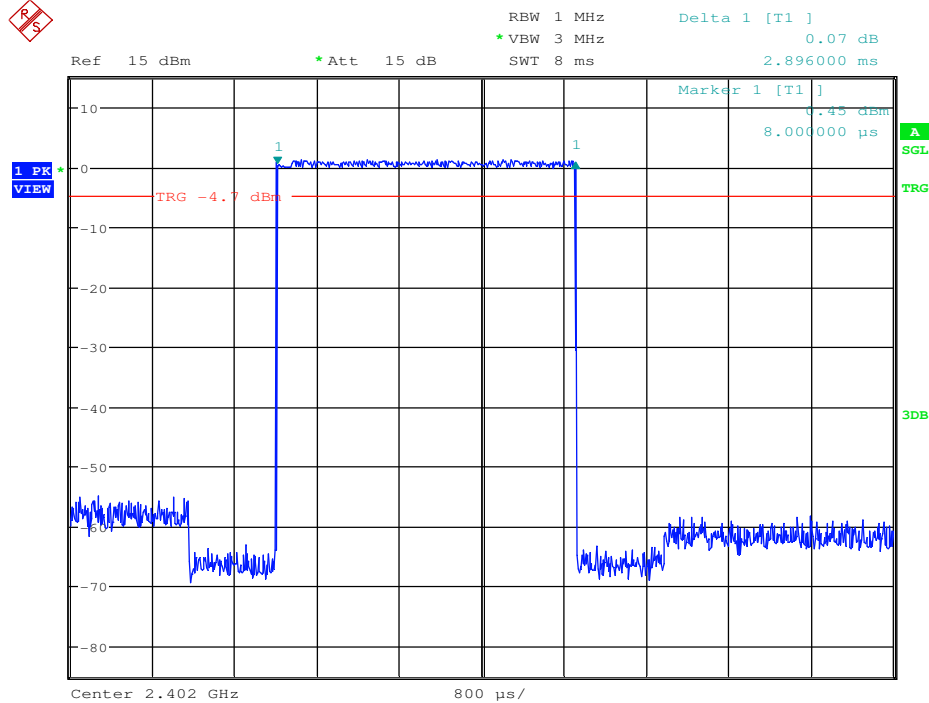


### Dwell Time\_2DH3\_2402



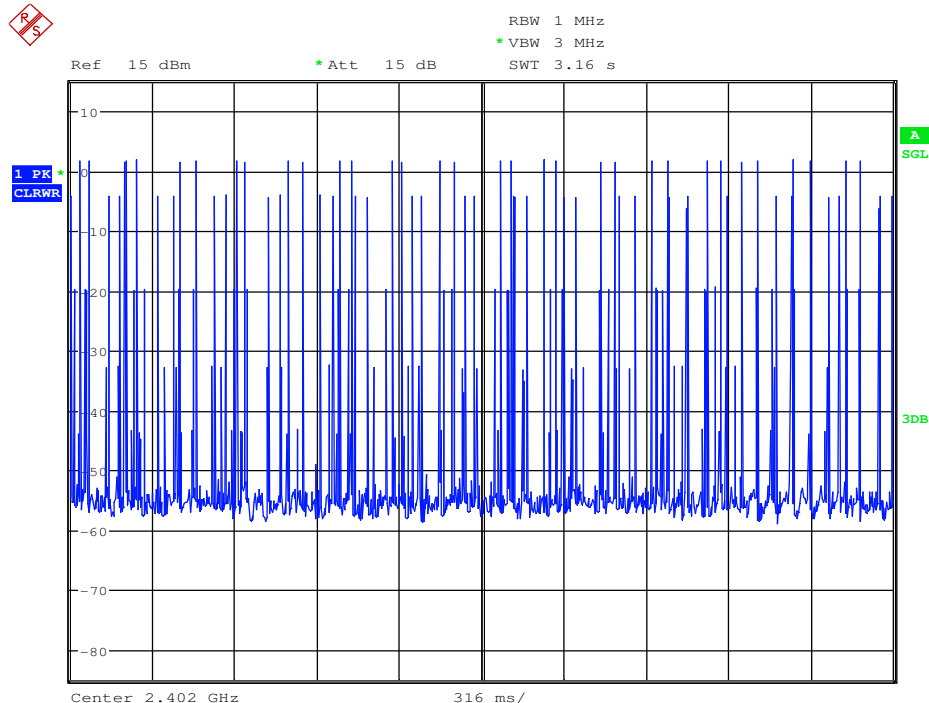
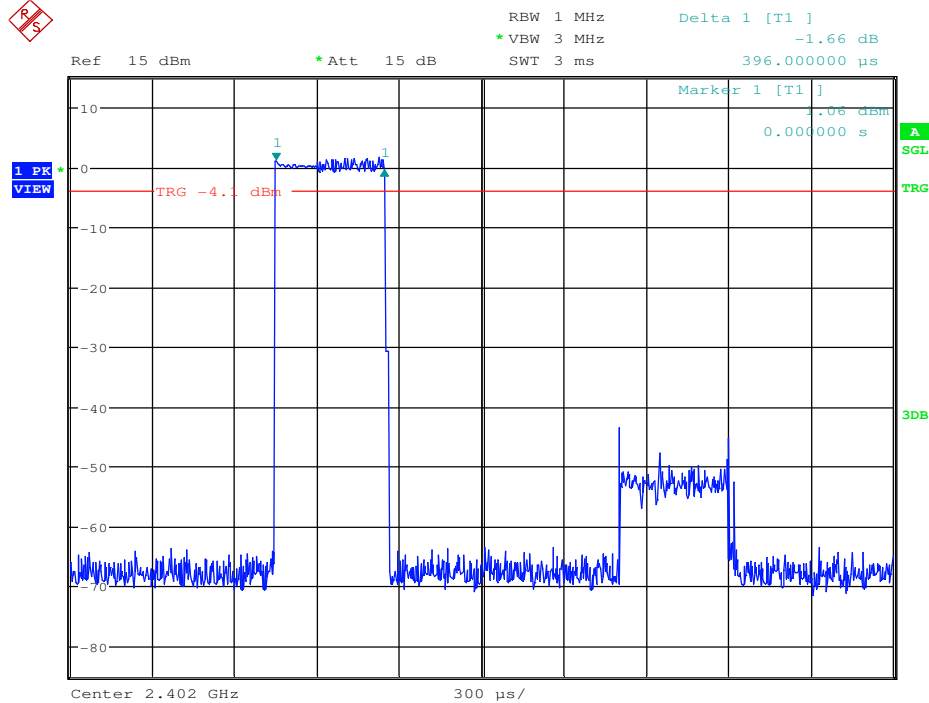
Unless otherwise agreed in writing, this document is issued by the Company subject to its General Conditions of Service printed overleaf, available on request or accessible at <http://www.sgs.com/en/Terms-and-Conditions.aspx> and, for electronic format documents, subject to Terms and Conditions for Electronic Documents at <http://www.sgs.com/en/Terms-and-Conditions/Terms-e-Documents.aspx>. Attention is drawn to the limitation of liability, indemnification and jurisdiction issues defined therein. Any holder of this document is advised that information contained hereon reflects the Company's findings at the time of its intervention only and within the limits of Client's instructions, if any. The Company's sole responsibility is to its Client and this document does not exonerate parties to a transaction from exercising all their rights and obligations under the transaction documents. This document cannot be reproduced except in full, without prior written approval of the Company. Any unauthorized alteration, forgery or falsification of the content or appearance of this document is unlawful and offenders may be prosecuted to the fullest extent of the law. Unless otherwise stated the results shown in this test report refer only to the sample(s) tested and such sample(s) are retained for 30 days only.  
Attention: To check the authenticity of testing / inspection report & certificate, please contact us at telephone: (86-755) 8307 1443, or email: [CN.Doccheck@sgs.com](mailto:CN.Doccheck@sgs.com)

### Dwell Time\_2DH5\_2402

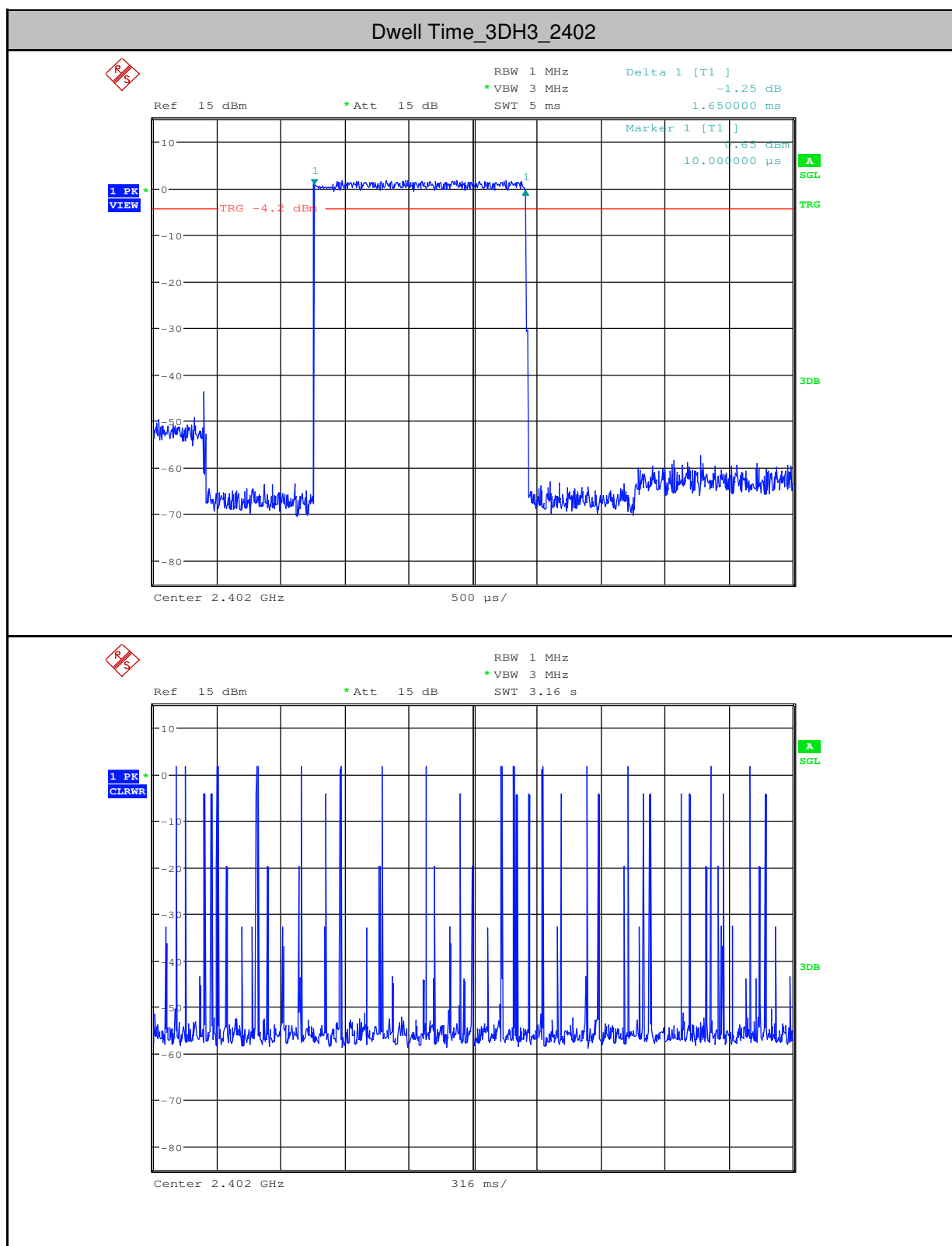




### Dwell Time\_3DH1\_2402



Unless otherwise agreed in writing, this document is issued by the Company subject to its General Conditions of Service printed overleaf, available on request or accessible at <http://www.sgs.com/en/Terms-and-Conditions.aspx> and, for electronic format documents, subject to Terms and Conditions for Electronic Documents at <http://www.sgs.com/en/Terms-and-Conditions/Terms-e-Documents.aspx>. Attention is drawn to the limitation of liability, indemnification and jurisdiction issues defined therein. Any holder of this document is advised that information contained hereon reflects the Company's findings at the time of its intervention only and within the limits of Client's instructions, if any. The Company's sole responsibility is to its Client and this document does not exonerate parties to a transaction from exercising all their rights and obligations under the transaction documents. This document cannot be reproduced except in full, without prior written approval of the Company. Any unauthorized alteration, forgery or falsification of the content or appearance of this document is unlawful and offenders may be prosecuted to the fullest extent of the law. Unless otherwise stated the results shown in this test report refer only to the sample(s) tested and such sample(s) are retained for 30 days only.  
Attention: To check the authenticity of testing / inspection report and certificate, please contact us at telephone: (86-755) 83071443, or email: [CN.Doccheck@sgs.com](mailto:CN.Doccheck@sgs.com)



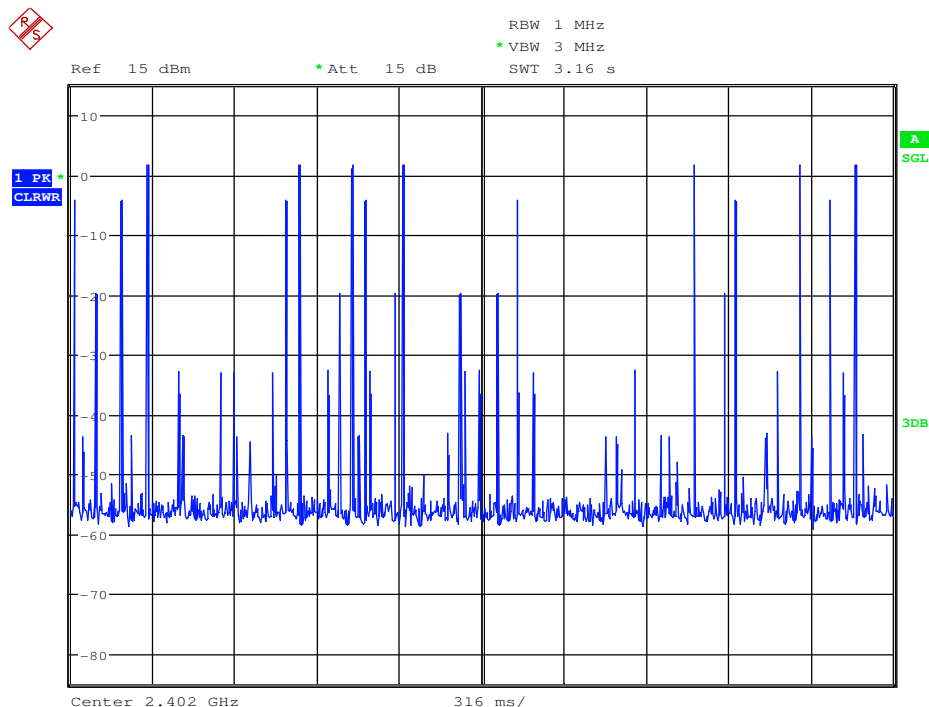
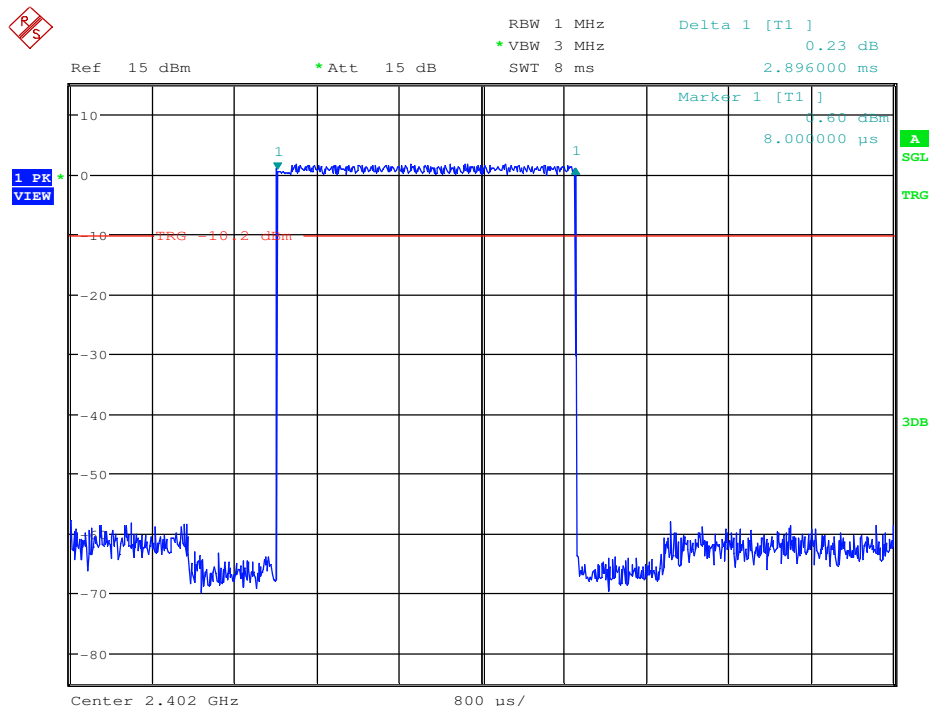
Unless otherwise agreed in writing, this document is issued by the Company subject to its General Conditions of Service printed overleaf, available on request or accessible at <http://www.sgs.com/en/Terms-and-Conditions.aspx>, and for electronic format documents, subject to Terms and Conditions for Electronic Documents at <http://www.sgs.com/en/Terms-and-Conditions/Terms-e-Documents.aspx>. Attention is drawn to the limitation of liability, indemnification and jurisdiction issues defined therein. Any holder of this document is advised that information contained herein reflects the Company's findings at the time of its intervention only and within the limits of a client's instructions, if any. The Company's sole responsibility is to its client. This document cannot generate partial or total compensation for losses from their own negligence under the transaction document. This document cannot be reproduced, except in full, without prior written approval of the Company. Any unauthorized alteration, forgery or falsification of the content or appearance of this document is unlawful and offenders may be prosecuted to the fullest extent of the law. Unless otherwise stated the results shown in this test report refer only to the sample(s) tested and such sample(s) are retained for 30 days only.

For more information or to book a test, contact us at [sgs@sgs.com](mailto:sgs@sgs.com) or by telephone: (86-755) 8307 1443, or email: [CN.Doechech@sgs.com](mailto:CN.Doechech@sgs.com).

SGS-CSTC Standards Technical Services Co., Ltd.  
Shenzhen Branch (Jisheng) Center EEC Laboratory.

No. 1 Workshop, M-10, Middle Section, Science & Technology Park, Shenzhen, China 518057 t (86-755) 26012053 f (86-755) 26710594 www.sgsgroup.com.cn  
中国·深圳·科技园中区M-10栋一号厂房 邮编: 518057 t (86-755) 26012053 f (86-755) 26710594 sgs.china@sgs.com

### Dwell Time\_3DH5\_2402





#### 5.Hopping Channel Number

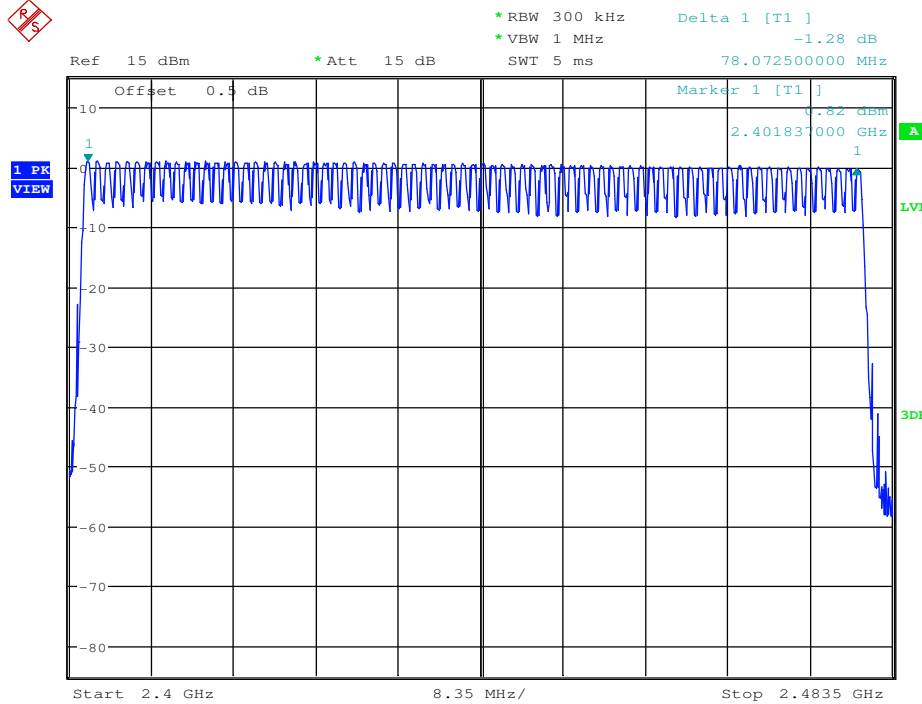
| Test Mode | Test Channel | Number of Hopping Channel[N] | Limit[N]  | Verdict |
|-----------|--------------|------------------------------|-----------|---------|
| DH5       | 2402         | 79                           | $\geq 15$ | PASS    |
| 2DH5      | 2402         | 79                           | $\geq 15$ | PASS    |
| 3DH5      | 2402         | 79                           | $\geq 15$ | PASS    |



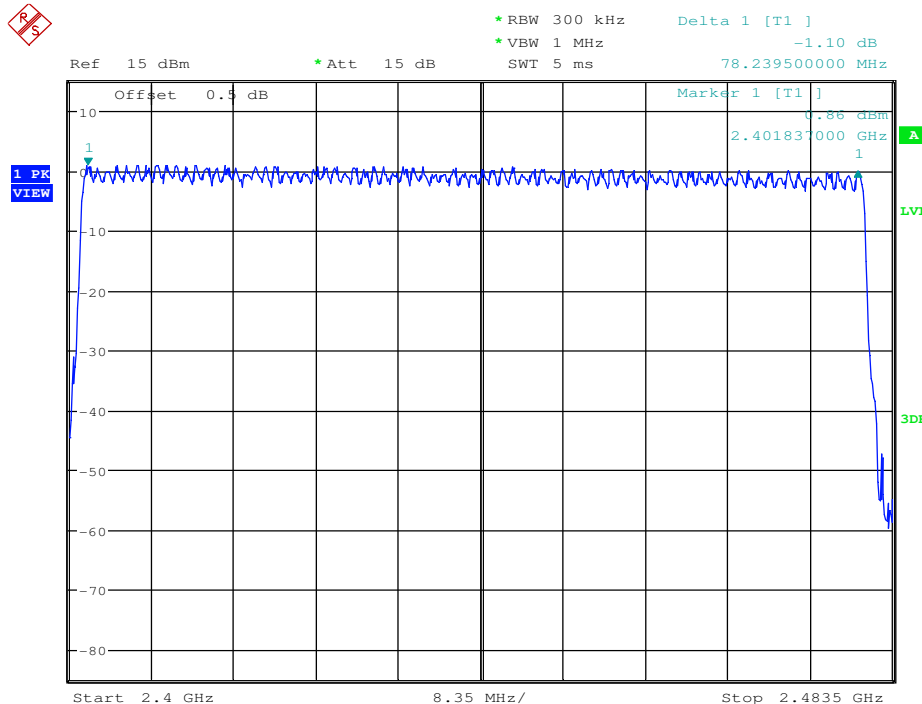
Unless otherwise agreed in writing, this document is issued by the Company subject to its General Conditions of Service printed overleaf, available on request or accessible at <http://www.sgs.com/en/Terms-and-Conditions.aspx> and, for electronic format documents, subject to Terms and Conditions for Electronic Documents at <http://www.sgs.com/en/Terms-and-Conditions/Terms-e-Documents.aspx>. Attention is drawn to the limitation of liability, indemnification and jurisdiction issues defined therein. Any holder of this document is advised that information contained hereon reflects the Company's findings at the time of its intervention only and within the limits of Client's instructions, if any. The Company's sole responsibility is to its Client and this document does not exonerate parties to a transaction from exercising all their rights and obligations under the transaction documents. This document cannot be reproduced except in full, without prior written approval of the Company. Any unauthorized alteration, forgery or falsification of the content or appearance of this document is unlawful and offenders may be prosecuted to the fullest extent of the law. Unless otherwise stated the results shown in this test report refer only to the sample(s) tested and such sample(s) are retained for 30 days only.  
Attention: To check the authenticity of testing / inspection report & certificate, please contact us at telephone: (86-755) 8307 1443, or email: [CN.Doccheck@sgs.com](mailto:CN.Doccheck@sgs.com)



### Hopping Channel Number\_DH5\_2402

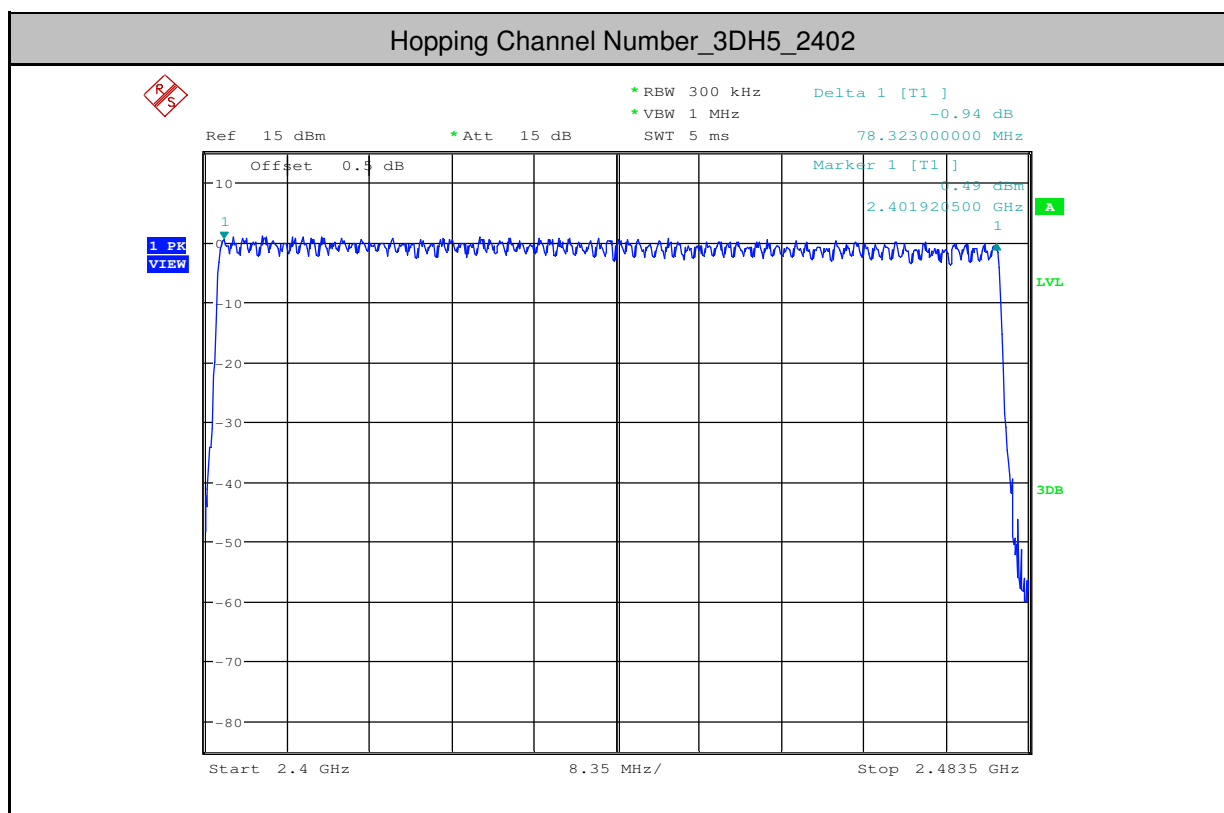


### Hopping Channel Number\_2DH5\_2402



Unless otherwise agreed in writing, this document is issued by the Company subject to its General Conditions of Service printed overleaf, available on request or accessible at <http://www.sgs.com/en/Terms-and-Conditions.aspx> and, for electronic format documents, subject to Terms and Conditions for Electronic Documents at <http://www.sgs.com/en/Terms-and-Conditions/Terms-e-Documents.aspx>. Attention is drawn to the limitation of liability, indemnification and jurisdiction issues defined therein. Any holder of this document is advised that information contained hereon reflects the Company's findings at the time of its intervention only and within the limits of Client's instructions, if any. The Company's sole responsibility is to its Client and this document does not exonerate parties to a transaction from exercising all their rights and obligations under the transaction documents. This document cannot be reproduced except in full, without prior written approval of the Company. Any unauthorized alteration, forgery or falsification of the content or appearance of this document is unlawful and offenders may be prosecuted to the fullest extent of the law. Unless otherwise stated the results shown in this test report refer only to the sample(s) tested and such sample(s) are retained for 30 days only.

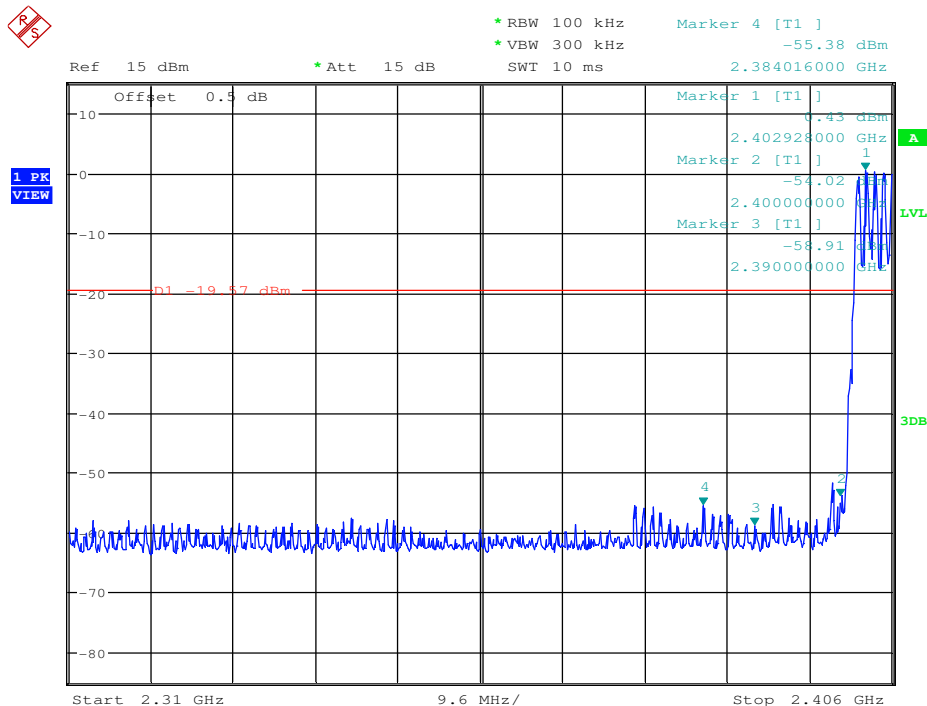
Attention: To check the authenticity of testing/inspection report and certificate, please contact us at telephone: (86-755) 83071443, or email: [CN.Doccheck@sgs.com](mailto:CN.Doccheck@sgs.com)



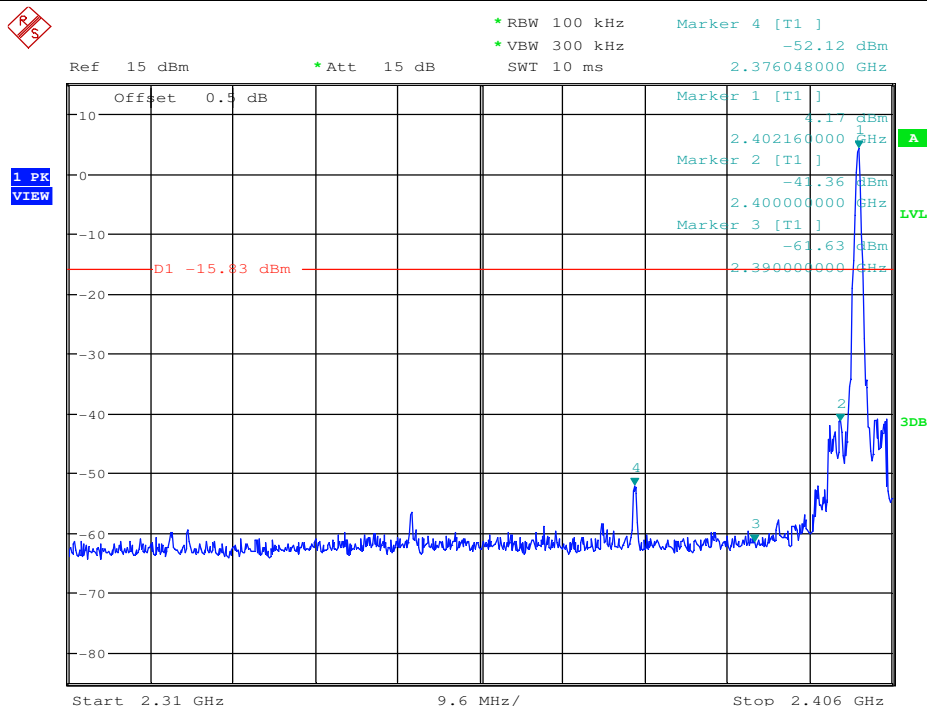
### 6. Band-edge for RF Conducted Emissions

| Test Mode | Test Channel | Hopping | Carrier Power[dBm] | Max. Spurious Level [dBm] | Limit[dBm] | Verdict |
|-----------|--------------|---------|--------------------|---------------------------|------------|---------|
| DH5       | 2402         | On      | 0.430              | -55.382                   | <-19.57    | PASS    |
| DH5       | 2402         | Off     | 4.170              | -52.122                   | <-15.83    | PASS    |
| DH5       | 2480         | On      | -1.530             | -55.292                   | <-21.53    | PASS    |
| DH5       | 2480         | Off     | 2.470              | -54.297                   | <-17.53    | PASS    |
| 2DH5      | 2402         | On      | -0.610             | -55.125                   | <-20.61    | PASS    |
| 2DH5      | 2402         | Off     | 1.200              | -54.206                   | <-18.8     | PASS    |
| 2DH5      | 2480         | On      | -1.640             | -56.059                   | <-21.64    | PASS    |
| 2DH5      | 2480         | Off     | 0.190              | -52.139                   | <-19.81    | PASS    |
| 3DH5      | 2402         | On      | -0.280             | -55.107                   | <-20.28    | PASS    |
| 3DH5      | 2402         | Off     | 1.230              | -53.298                   | <-18.77    | PASS    |
| 3DH5      | 2480         | On      | -0.990             | -56.273                   | <-20.99    | PASS    |
| 3DH5      | 2480         | Off     | -0.040             | -50.571                   | <-20.04    | PASS    |

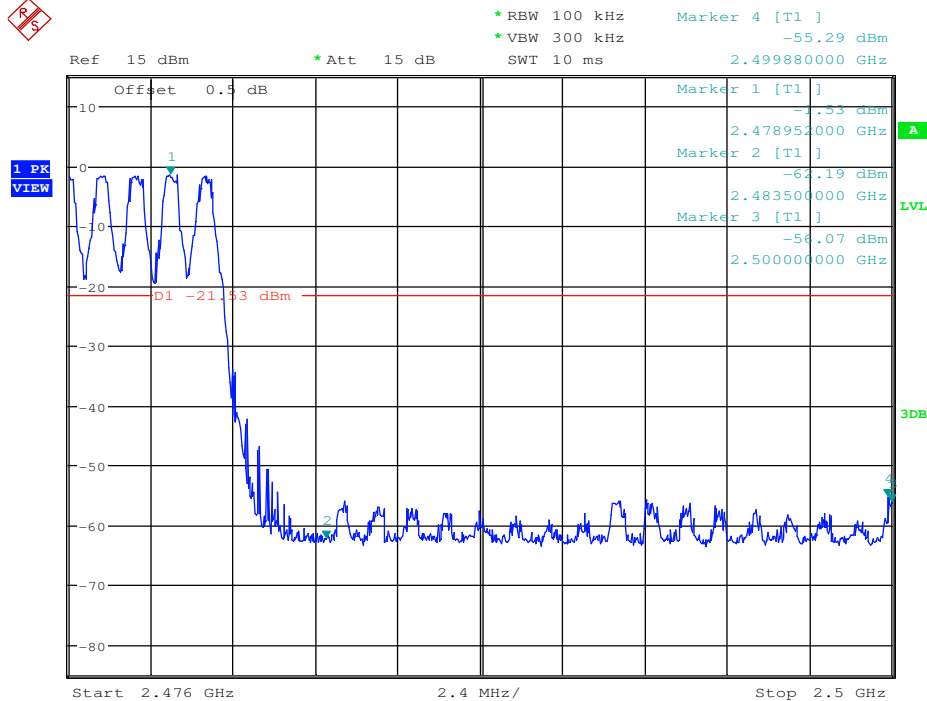
### Band-edge for RF Conducted Emissions\_DH5\_2402\_Hopping On



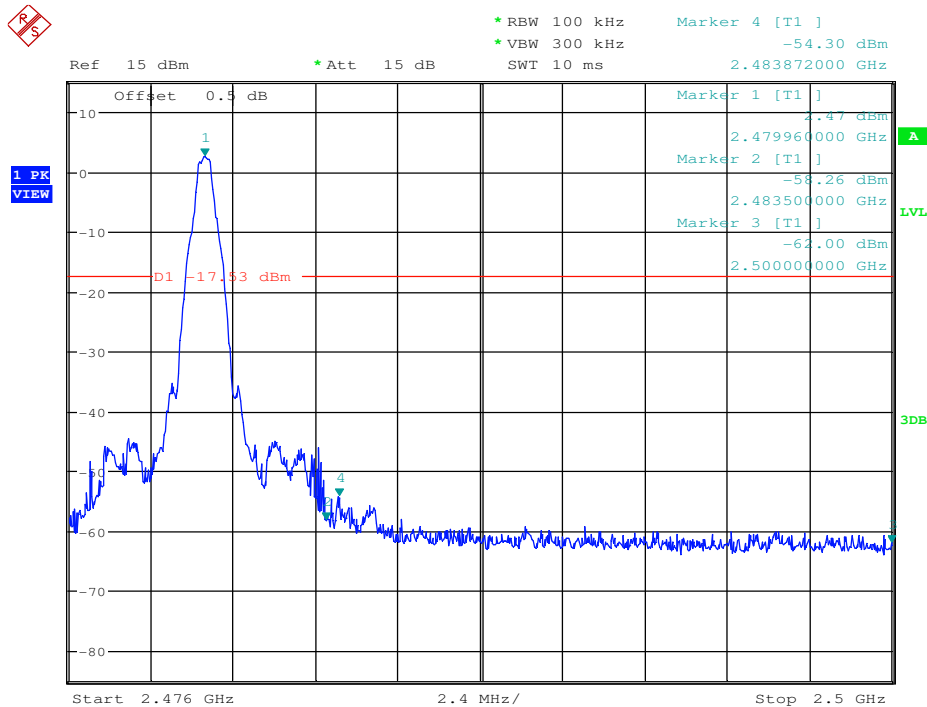
### Band-edge for RF Conducted Emissions\_DH5\_2402\_Hopping Off



### Band-edge for RF Conducted Emissions\_DH5\_2480\_Hopping On

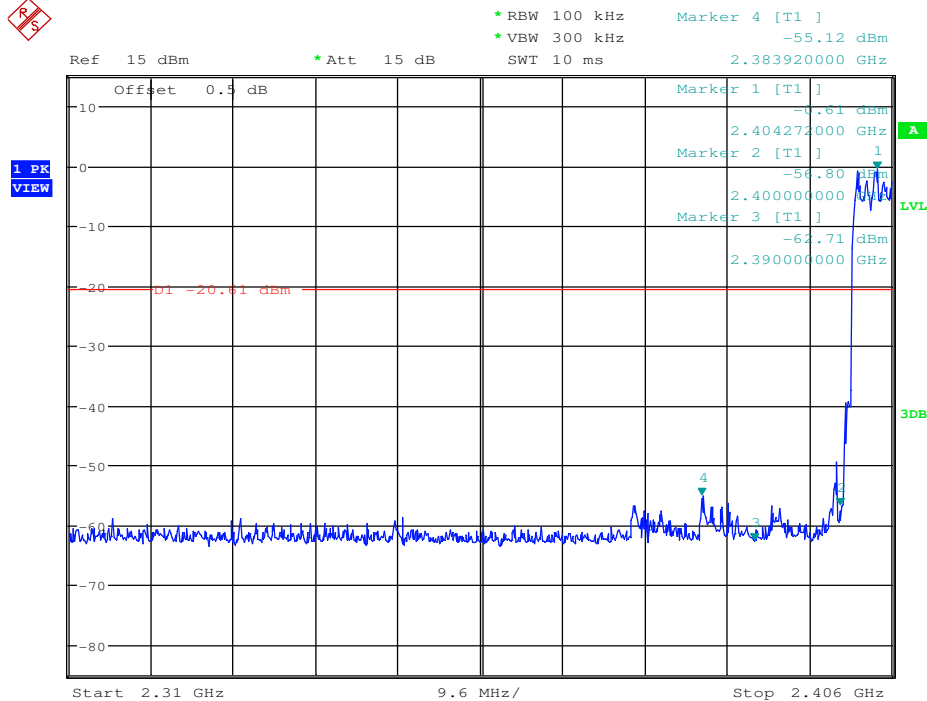


### Band-edge for RF Conducted Emissions\_DH5\_2480\_Hopping Off

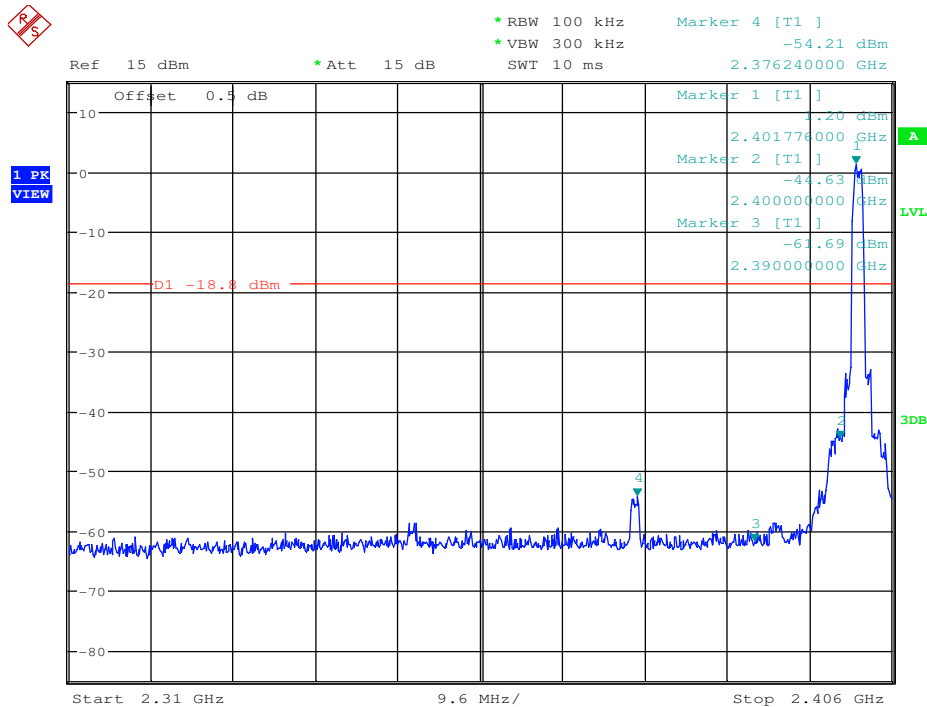




### Band-edge for RF Conducted Emissions\_2DH5\_2402\_Hopping On



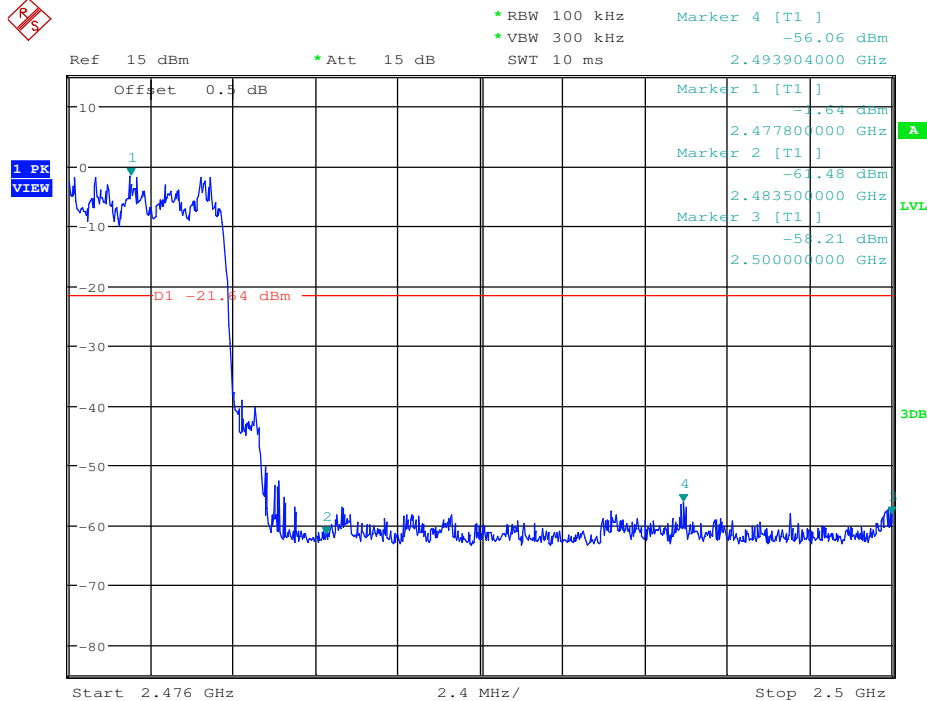
### Band-edge for RF Conducted Emissions\_2DH5\_2402\_Hopping Off



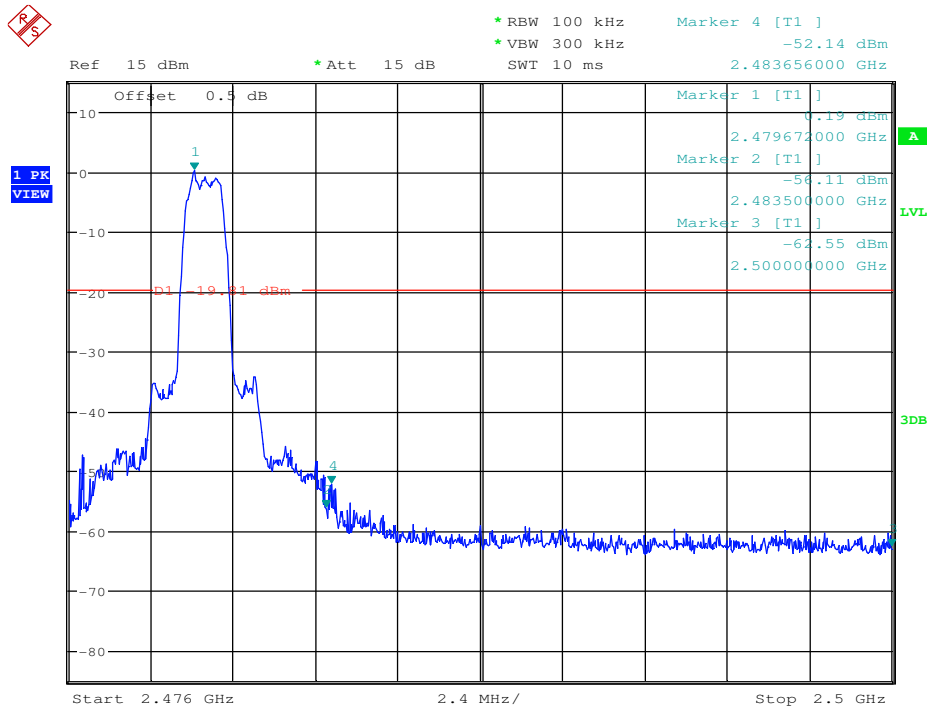
Unless otherwise agreed in writing, this document is issued by the Company subject to its General Conditions of Service printed overleaf, available on request or accessible at <http://www.sgs.com/en/Terms-and-Conditions.aspx> and, for electronic format documents, subject to Terms and Conditions for Electronic Documents at <http://www.sgs.com/en/Terms-and-Conditions/Terms-e-Documents.aspx>. Attention is drawn to the limitation of liability, indemnification and jurisdiction issues defined therein. Any holder of this document is advised that information contained hereon reflects the Company's findings at the time of its intervention only and within the limits of Client's instructions, if any. The Company's sole responsibility is to its Client and this document does not exonerate parties to a transaction from exercising all their rights and obligations under the transaction documents. This document cannot be reproduced except in full, without prior written approval of the Company. Any unauthorized alteration, forgery or falsification of the content or appearance of this document is unlawful and offenders may be prosecuted to the fullest extent of the law. Unless otherwise stated the results shown in this test report refer only to the sample(s) tested and such sample(s) are retained for 30 days only.

Attention: To check the authenticity of testing / inspection report & certificate, please contact us at telephone: (86-755) 83071443, or email: [CN.Doccheck@sgs.com](mailto:CN.Doccheck@sgs.com)

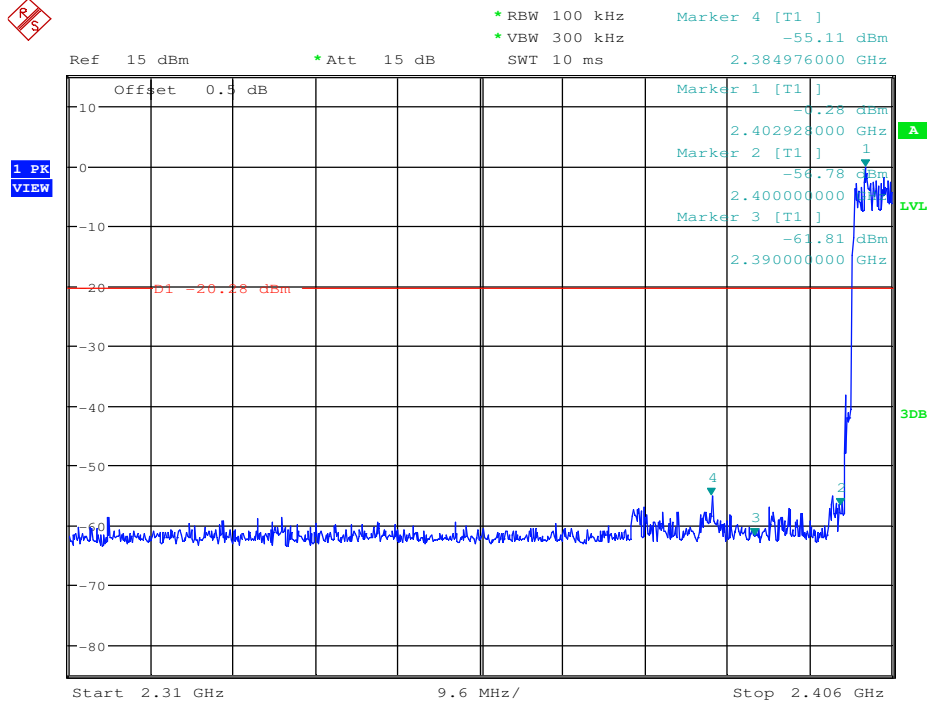
### Band-edge for RF Conducted Emissions\_2DH5\_2480\_Hopping On



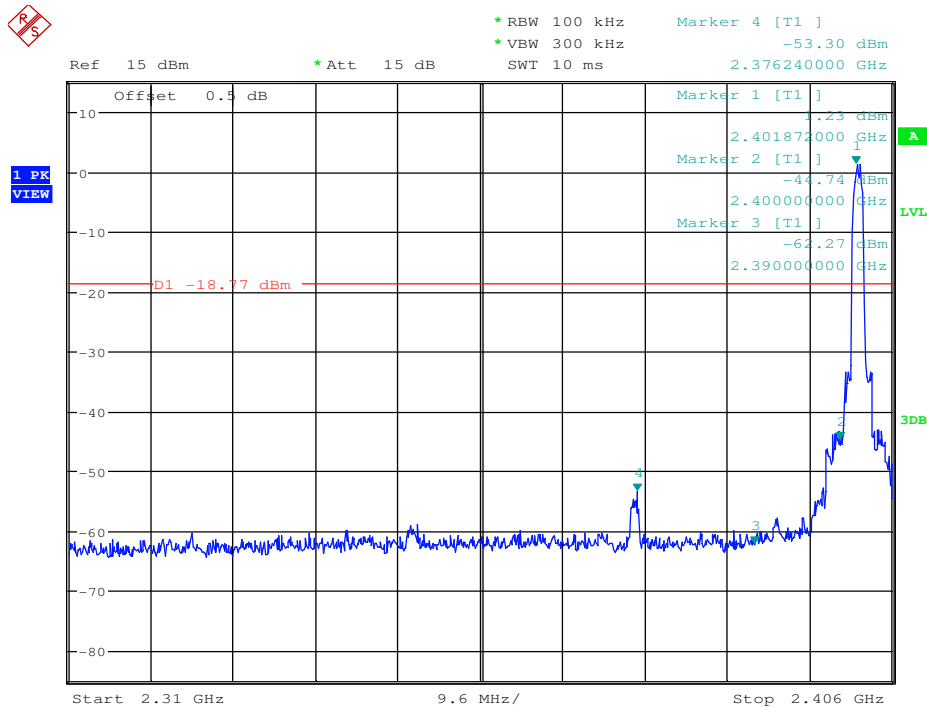
### Band-edge for RF Conducted Emissions\_2DH5\_2480\_Hopping Off



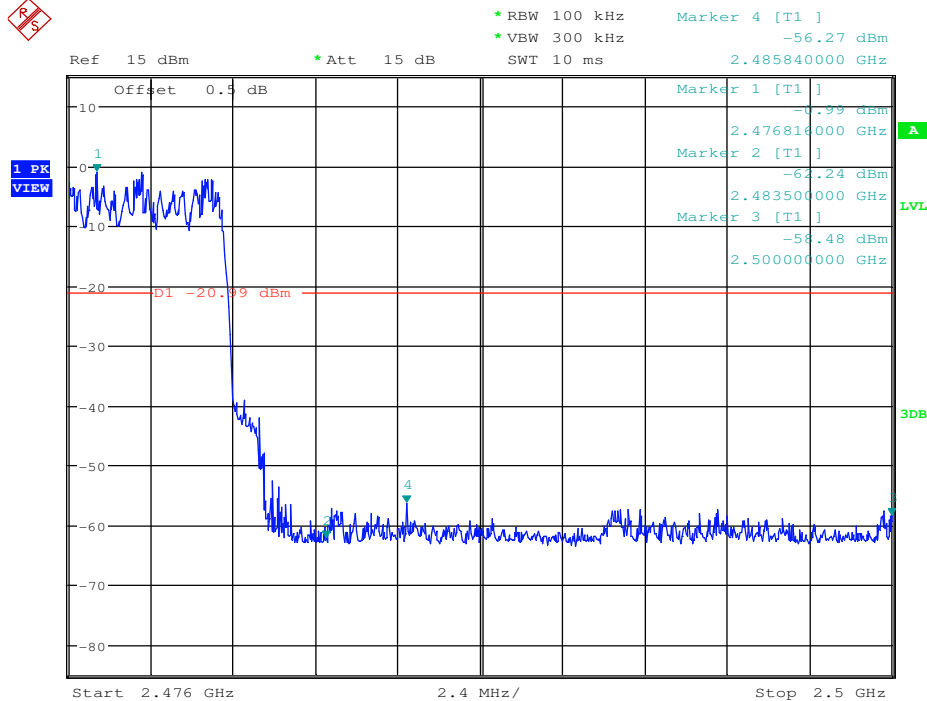
### Band-edge for RF Conducted Emissions\_3DH5\_2402\_Hopping On



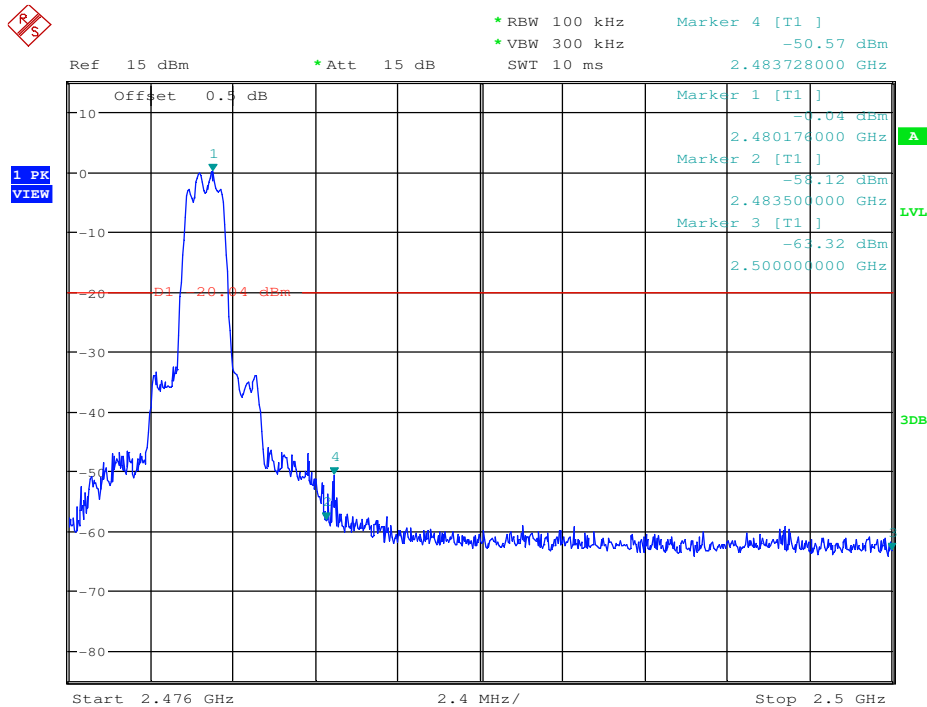
### Band-edge for RF Conducted Emissions\_3DH5\_2402\_Hopping Off



### Band-edge for RF Conducted Emissions\_3DH5\_2480\_Hopping On



### Band-edge for RF Conducted Emissions\_3DH5\_2480\_Hopping Off



Unless otherwise agreed in writing, this document is issued by the Company subject to its General Conditions of Service printed overleaf, available on request or accessible at <http://www.sgs.com/en/Terms-and-Conditions.aspx> and, for electronic format documents, subject to Terms and Conditions for Electronic Documents at <http://www.sgs.com/en/Terms-and-Conditions/Terms-e-Documents.aspx>. Attention is drawn to the limitation of liability, indemnification and jurisdiction issues defined therein. Any holder of this document is advised that information contained hereon reflects the Company's findings at the time of its intervention only and within the limits of Client's instructions, if any. The Company's sole responsibility is to its Client and this document does not exonerate parties to a transaction from exercising all their rights and obligations under the transaction documents. This document cannot be reproduced except in full, without prior written approval of the Company. Any unauthorized alteration, forgery or falsification of the content or appearance of this document is unlawful and offenders may be prosecuted to the fullest extent of the law. Unless otherwise stated the results shown in this test report refer only to the sample(s) tested and such sample(s) are retained for 30 days only.

Attention: To check the authenticity of testing / inspection report & certificate, please contact us at telephone: (86-755) 83071443, or email: [CN.Doccheck@sgs.com](mailto:CN.Doccheck@sgs.com)

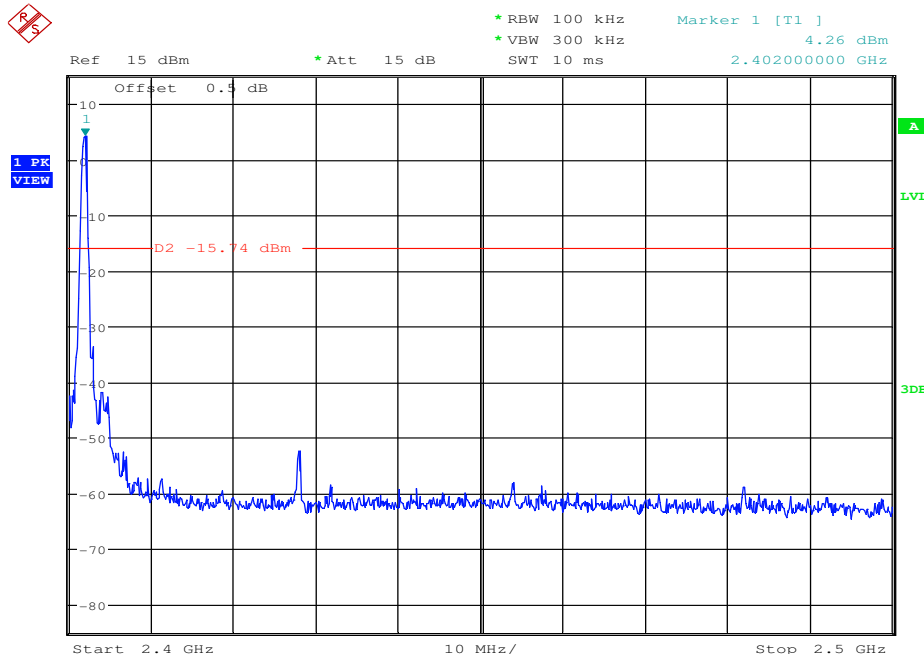


## 7.RF Conducted Spurious Emissions

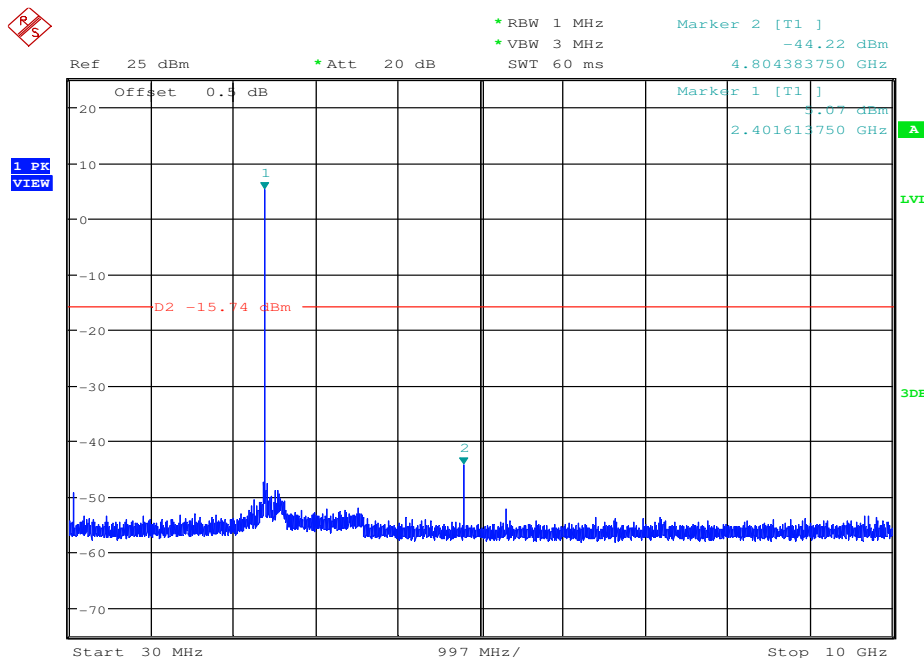
| Test Mode | Test Channel | StartFre [MHz] | StopFre [MHz] | RBW [kHz] | VBW [kHz] | Pref[dBm] | Max. Level [dBm] | Limit [dBm] | Verdict |
|-----------|--------------|----------------|---------------|-----------|-----------|-----------|------------------|-------------|---------|
| DH5       | 2402         | 30             | 10000         | 1000      | 3000      | 4.26      | -44.220          | <-15.74     | PASS    |
| DH5       | 2402         | 10000          | 25000         | 1000      | 3000      | 4.26      | -52.590          | <-15.74     | PASS    |
| DH5       | 2441         | 30             | 10000         | 1000      | 3000      | 3.92      | -45.160          | <-16.08     | PASS    |
| DH5       | 2441         | 10000          | 25000         | 1000      | 3000      | 3.92      | -51.420          | <-16.08     | PASS    |
| DH5       | 2480         | 30             | 10000         | 1000      | 3000      | 2.86      | -46.960          | <-17.14     | PASS    |
| DH5       | 2480         | 10000          | 25000         | 1000      | 3000      | 2.86      | -52.390          | <-17.14     | PASS    |
| 2DH5      | 2402         | 30             | 10000         | 1000      | 3000      | 1.28      | -43.970          | <-18.72     | PASS    |
| 2DH5      | 2402         | 10000          | 25000         | 1000      | 3000      | 1.28      | -51.530          | <-18.72     | PASS    |
| 2DH5      | 2441         | 30             | 10000         | 1000      | 3000      | 0.91      | -44.500          | <-19.09     | PASS    |
| 2DH5      | 2441         | 10000          | 25000         | 1000      | 3000      | 0.91      | -52.780          | <-19.09     | PASS    |
| 2DH5      | 2480         | 30             | 10000         | 1000      | 3000      | -0.01     | -47.240          | <-20.01     | PASS    |
| 2DH5      | 2480         | 10000          | 25000         | 1000      | 3000      | -0.01     | -52.390          | <-20.01     | PASS    |
| 3DH5      | 2402         | 30             | 10000         | 1000      | 3000      | 1.45      | -44.360          | <-18.55     | PASS    |
| 3DH5      | 2402         | 10000          | 25000         | 1000      | 3000      | 1.45      | -52.760          | <-18.55     | PASS    |
| 3DH5      | 2441         | 30             | 10000         | 1000      | 3000      | 1.12      | -45.060          | <-18.88     | PASS    |
| 3DH5      | 2441         | 10000          | 25000         | 1000      | 3000      | 1.12      | -52.570          | <-18.88     | PASS    |
| 3DH5      | 2480         | 30             | 10000         | 1000      | 3000      | 0.24      | -47.420          | <-19.76     | PASS    |
| 3DH5      | 2480         | 10000          | 25000         | 1000      | 3000      | 0.24      | -52.490          | <-19.76     | PASS    |

### RF Conducted Spurious Emissions\_DH5\_2402

Pref



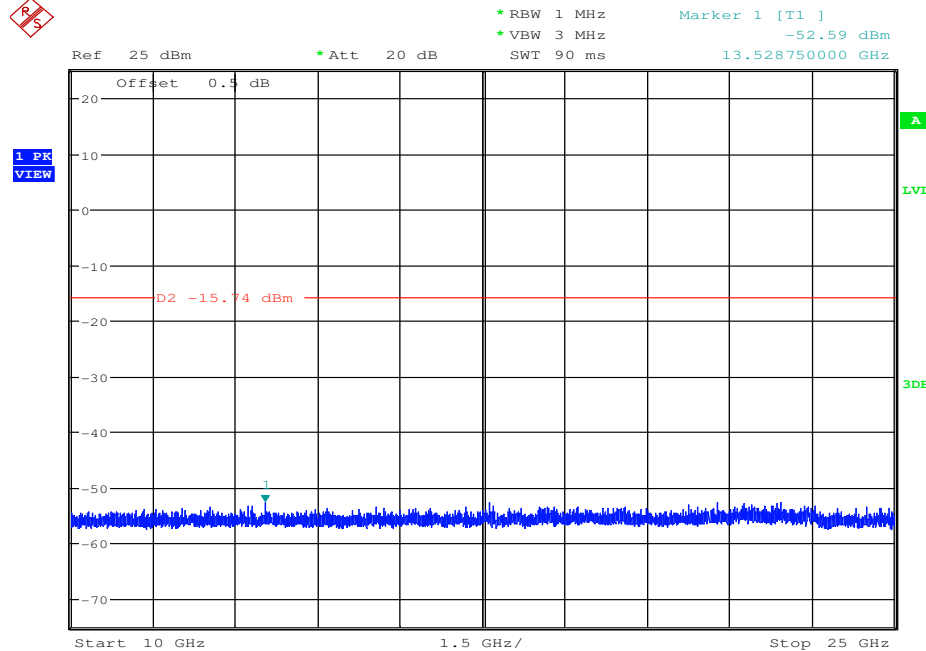
CSE\_1



Unless otherwise agreed in writing, this document is issued by the Company subject to its General Conditions of Service printed overleaf, available on request or accessible at <http://www.sgs.com/en/Terms-and-Conditions.aspx> and, for electronic format documents, subject to Terms and Conditions for Electronic Documents at <http://www.sgs.com/en/Terms-and-Conditions/Terms-e-Documents.aspx>. Attention is drawn to the limitation of liability, indemnification and jurisdiction issues defined therein. Any holder of this document is advised that information contained hereon reflects the Company's findings at the time of its intervention only and within the limits of Client's instructions, if any. The Company's sole responsibility is to its Client and this document does not exonerate parties to a transaction from exercising all their rights and obligations under the transaction documents. This document cannot be reproduced except in full, without prior written approval of the Company. Any unauthorized alteration, forgery or falsification of the content or appearance of this document is unlawful and offenders may be prosecuted to the fullest extent of the law. Unless otherwise stated the results shown in this test report refer only to the sample(s) tested and such sample(s) are retained for 30 days only.

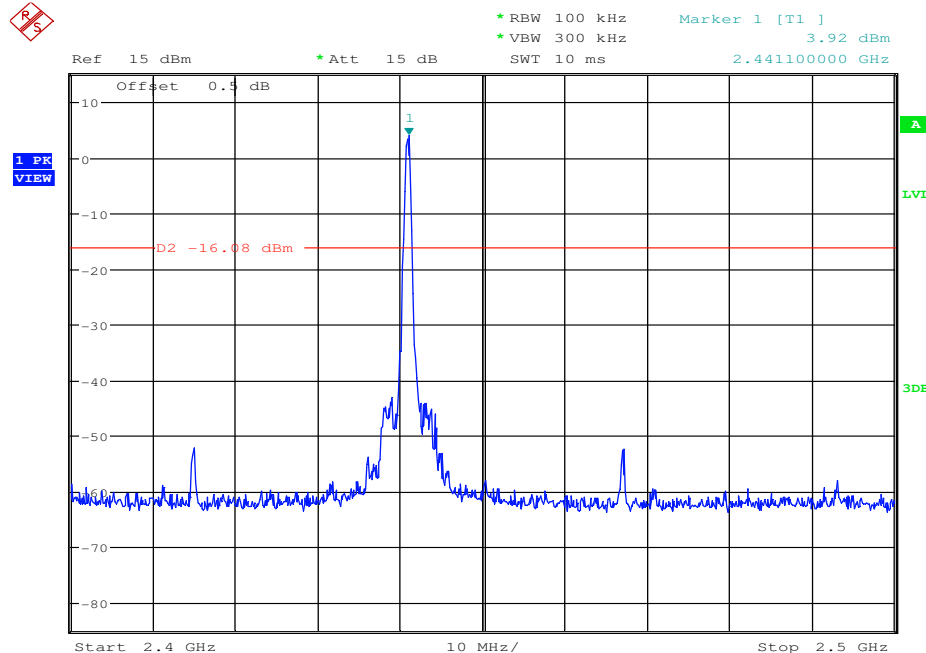
Attention: To check the authenticity of testing / inspection report & certificate, please contact us at telephone: (86-755) 83071443, or email: [CN.Doccheck@sgs.com](mailto:CN.Doccheck@sgs.com)

CSE\_2

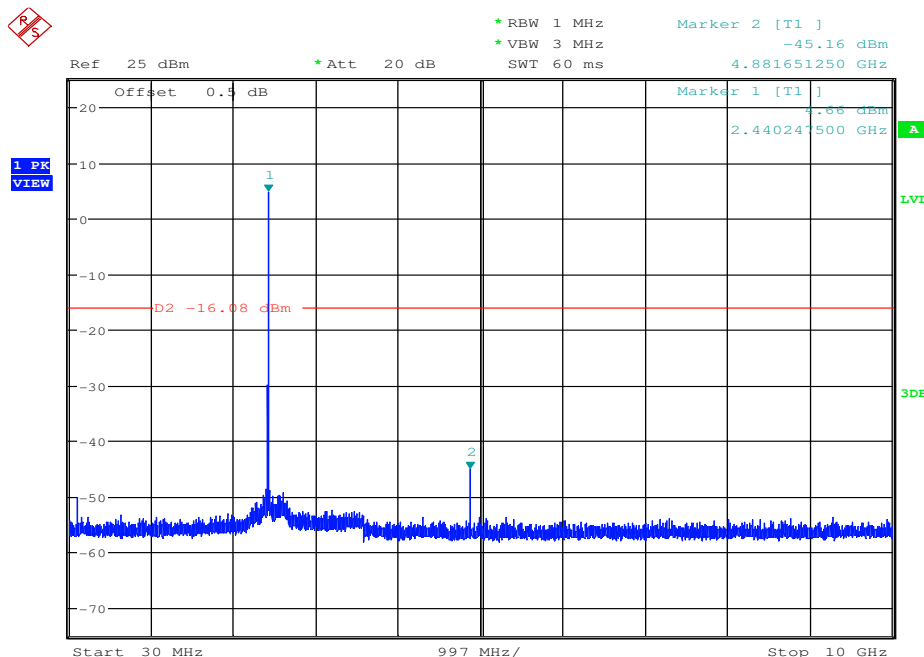


### RF Conducted Spurious Emissions\_DH5\_2441

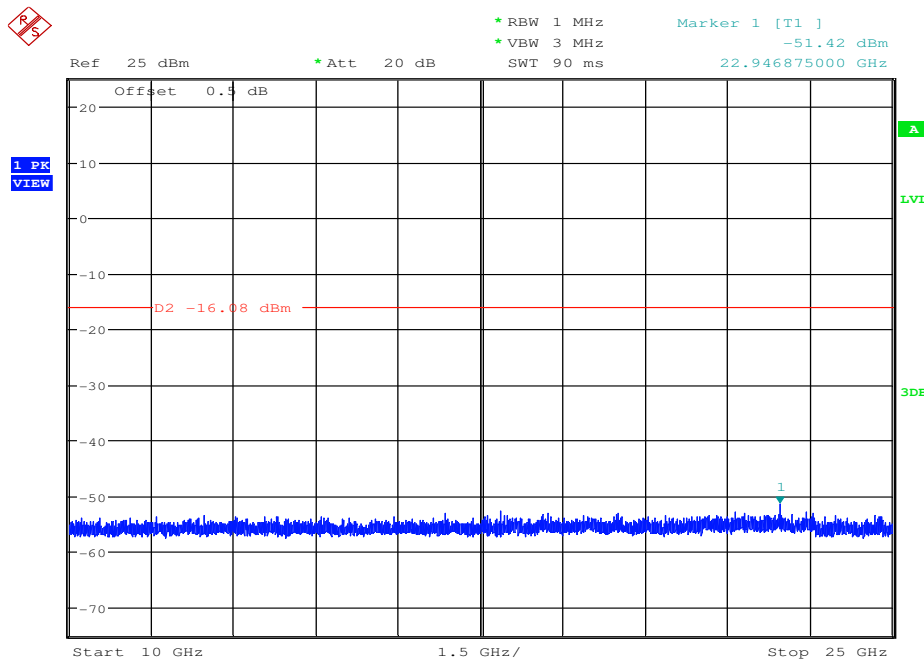
Pref



CSE\_1



CSE\_2



Unless otherwise agreed in writing, this document is issued by the Company subject to its General Conditions of Service printed overleaf, available on request or accessible at <http://www.sgs.com/en/Terms-and-Conditions.aspx> and, for electronic format documents, subject to Terms and Conditions for Electronic Documents at <http://www.sgs.com/en/Terms-and-Conditions/Terms-e-Documents.aspx>. Attention is drawn to the limitation of liability, indemnification and jurisdiction issues defined therein. Any holder of this document is advised that information contained hereon reflects the Company's findings at the time of its intervention only and within the limits of Client's instructions, if any. The Company's sole responsibility is to its Client and this document does not exonerate parties to a transaction from exercising all their rights and obligations under the transaction documents. This document cannot be reproduced except in full, without prior written approval of the Company. Any unauthorized alteration, forgery or falsification of the content or appearance of this document is unlawful and offenders may be prosecuted to the fullest extent of the law. Unless otherwise stated the results shown in this test report refer only to the sample(s) tested and such sample(s) are retained for 30 days only.

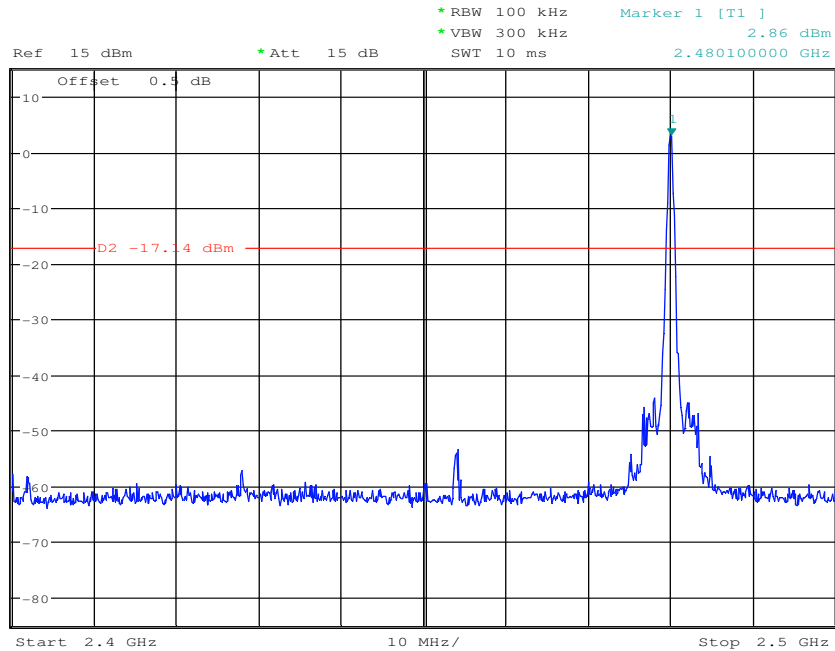


### RF Conducted Spurious Emissions\_DH5\_2480

Pref



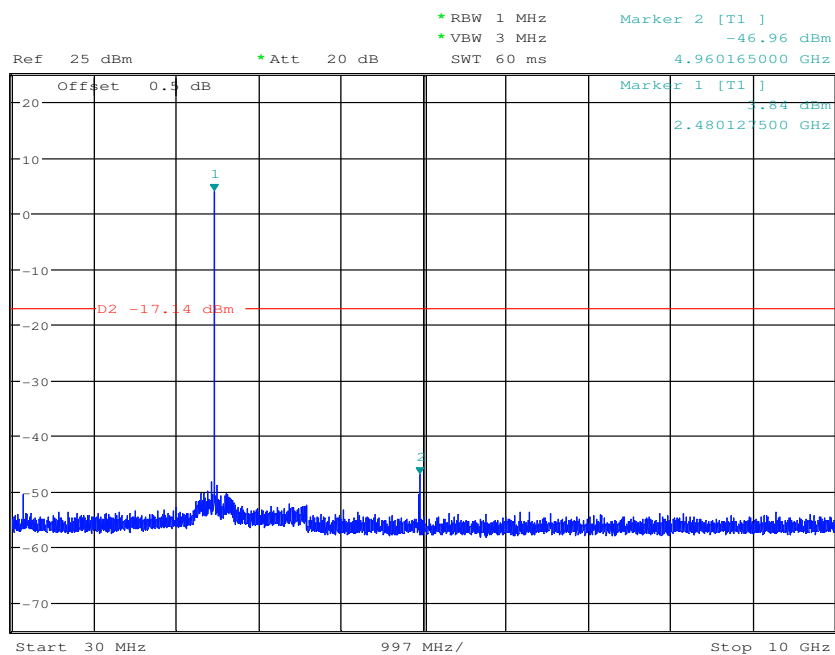
1 PK  
VIEW



CSE\_1



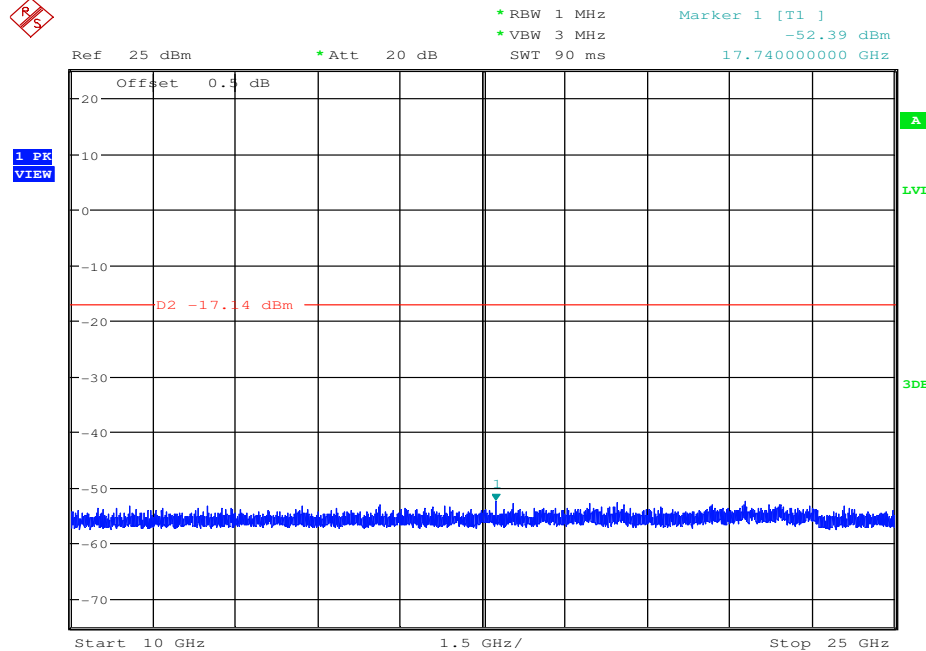
1 PK  
VIEW



Unless otherwise agreed in writing, this document is issued by the Company subject to its General Conditions of Service printed overleaf, available on request or accessible at <http://www.sgs.com/en/Terms-and-Conditions.aspx> and, for electronic format documents, subject to Terms and Conditions for Electronic Documents at <http://www.sgs.com/en/Terms-and-Conditions/Terms-e-Documents.aspx>. Attention is drawn to the limitation of liability, indemnification and jurisdiction issues defined therein. Any holder of this document is advised that information contained hereon reflects the Company's findings at the time of its intervention only and within the limits of Client's instructions, if any. The Company's sole responsibility is to its Client and this document does not exonerate parties to a transaction from exercising all their rights and obligations under the transaction documents. This document cannot be reproduced except in full, without prior written approval of the Company. Any unauthorized alteration, forgery or falsification of the content or appearance of this document is unlawful and offenders may be prosecuted to the fullest extent of the law. Unless otherwise stated the results shown in this test report refer only to the sample(s) tested and such sample(s) are retained for 30 days only.

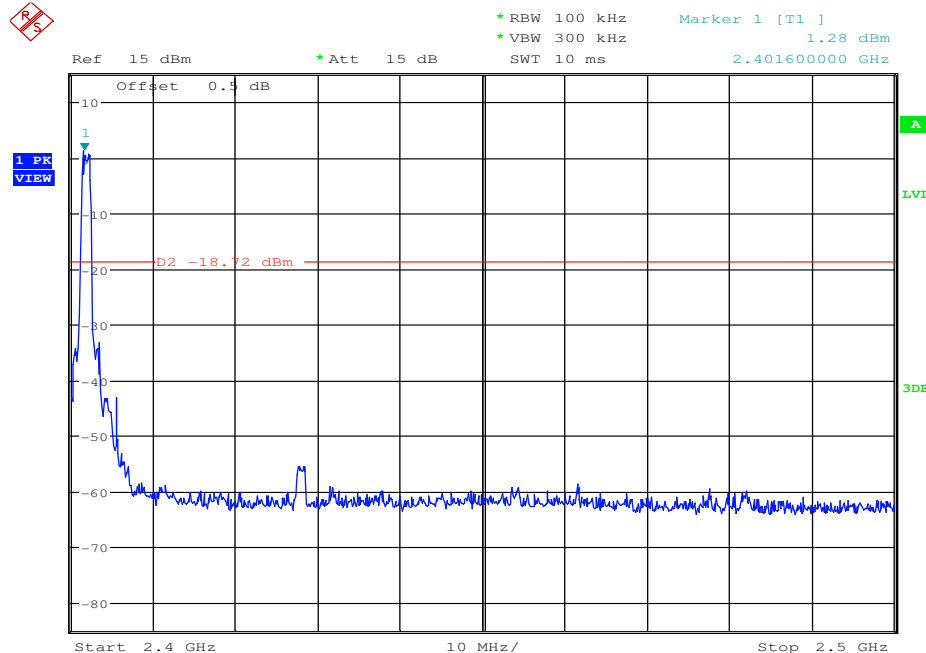
Attention: To check the authenticity of testing / inspection report & certificate, please contact us at telephone: (86-755) 83071443, or email: [CN.Doccheck@sgs.com](mailto:CN.Doccheck@sgs.com)

CSE\_2

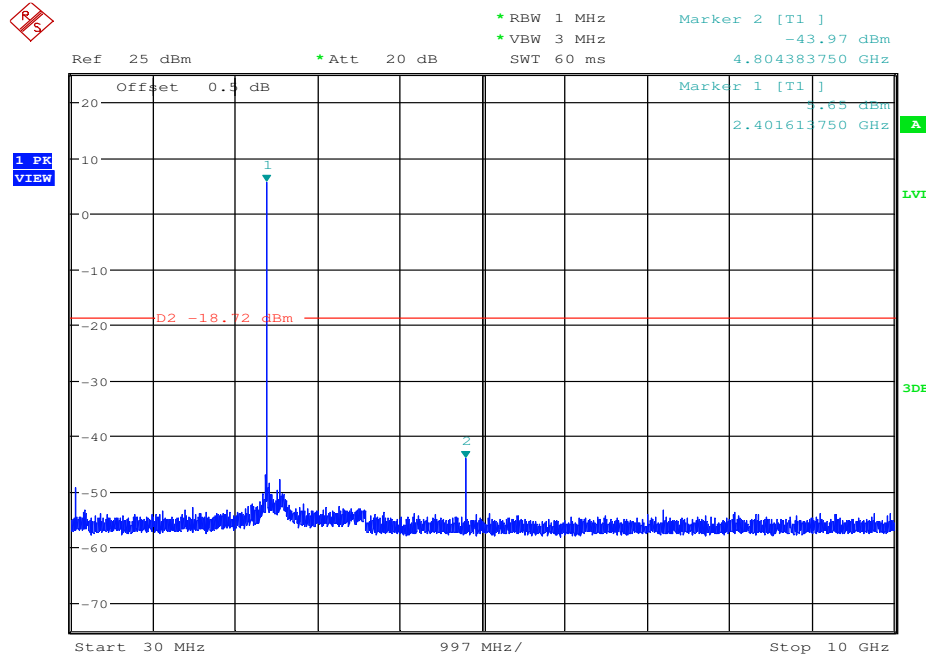


### RF Conducted Spurious Emissions\_2DH5\_2402

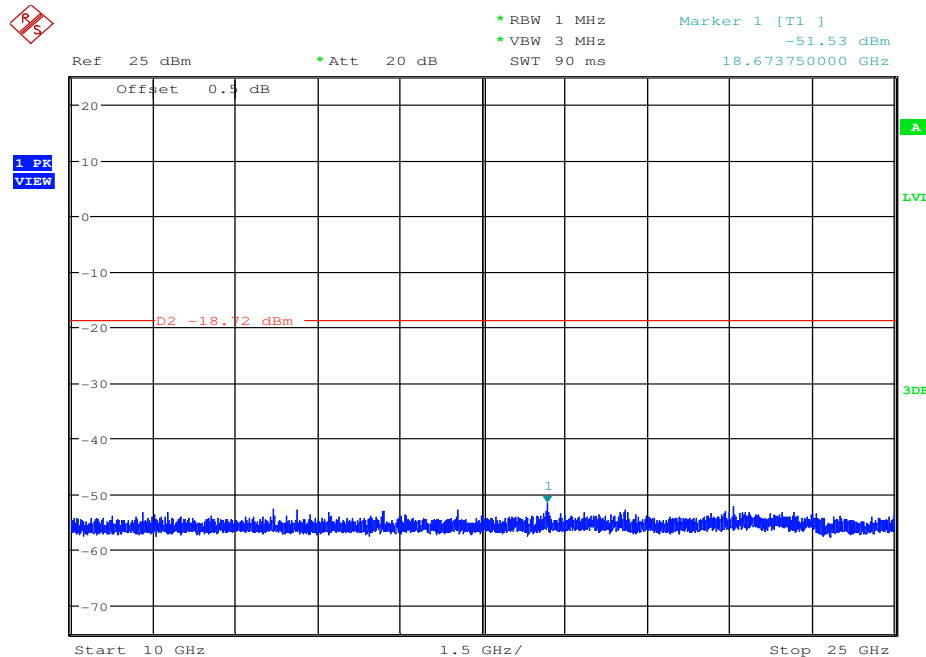
Pref



CSE\_1



CSE\_2

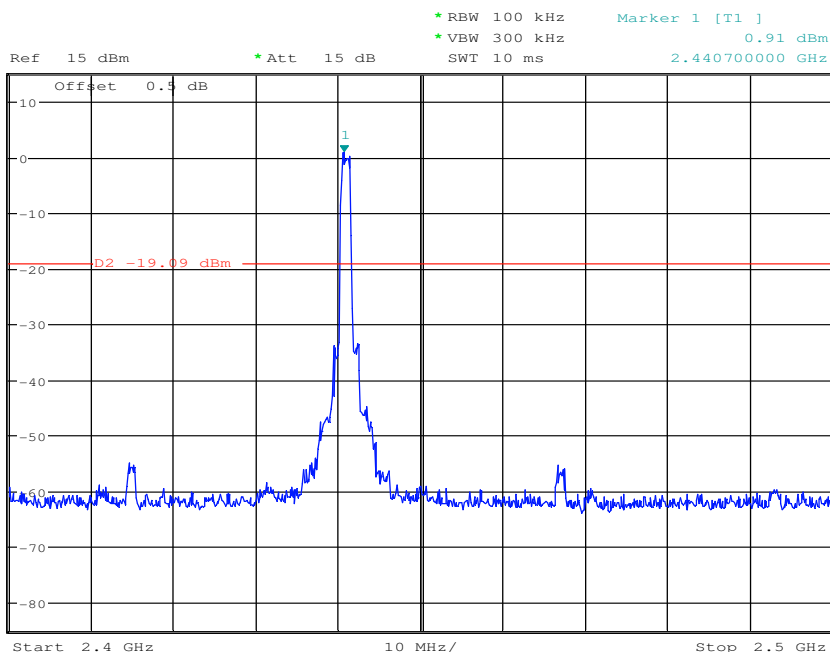


### RF Conducted Spurious Emissions\_2DH5\_2441

Pref



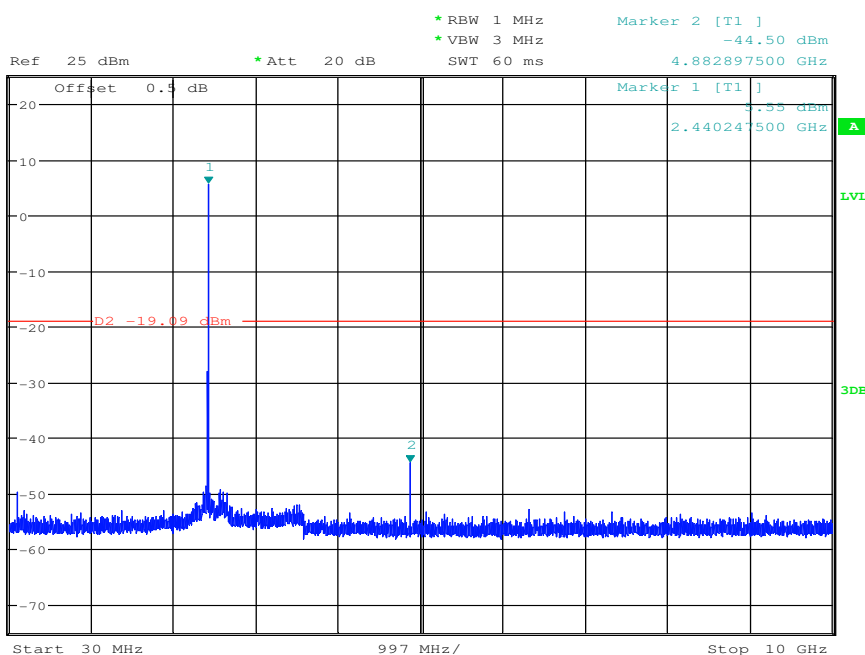
1 PK  
VIEW



CSE\_1



1 PK  
VIEW



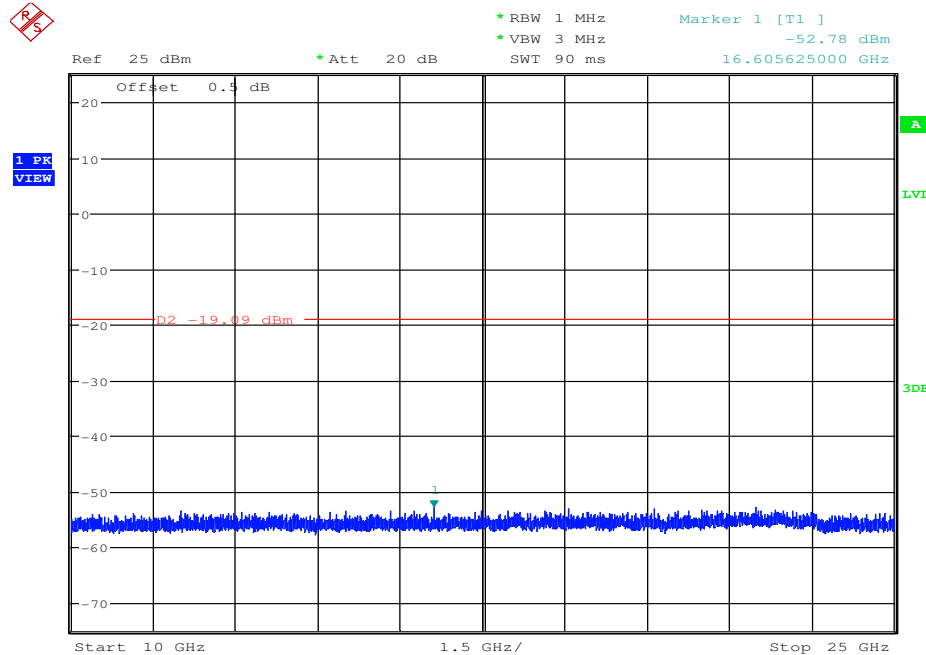
Unless otherwise agreed in writing, this document is issued by the Company subject to its General Conditions of Service printed overleaf, available on request or accessible at <http://www.sgs.com/en/Terms-and-Conditions.aspx> and, for electronic format documents, subject to Terms and Conditions for Electronic Documents at <http://www.sgs.com/en/Terms-and-Conditions/Terms-e-Documents.aspx>. Attention is drawn to the limitation of liability, indemnification and jurisdiction issues defined therein. Any holder of this document is advised that information contained hereon reflects the Company's findings at the time of its intervention only and within the limits of Client's instructions, if any. The Company's sole responsibility is to its Client and this document does not exonerate parties to a transaction from exercising all their rights and obligations under the transaction documents. This document cannot be reproduced except in full, without prior written approval of the Company. Any unauthorized alteration, forgery or falsification of the content or appearance of this document is unlawful and offenders may be prosecuted to the fullest extent of the law. Unless otherwise stated the results shown in this test report refer only to the sample(s) tested and such sample(s) are retained for 30 days only.

Attention: To check the authenticity of testing / inspection report & certificate, please contact us at telephone: (86-755) 83071443, or email: [CN.Doccheck@sgs.com](mailto:CN.Doccheck@sgs.com)

No.1 Workshop, M-10, Middle Section, Science & Technology Park, Shenzhen, China 518057 t (86-755) 26012053 f (86-755) 26710594 www.sgs.com.cn  
中国·深圳·科技园中区M-10栋一号厂房 邮编: 518057 t (86-755) 26012053 f (86-755) 26710594 sgs.china@sgs.com

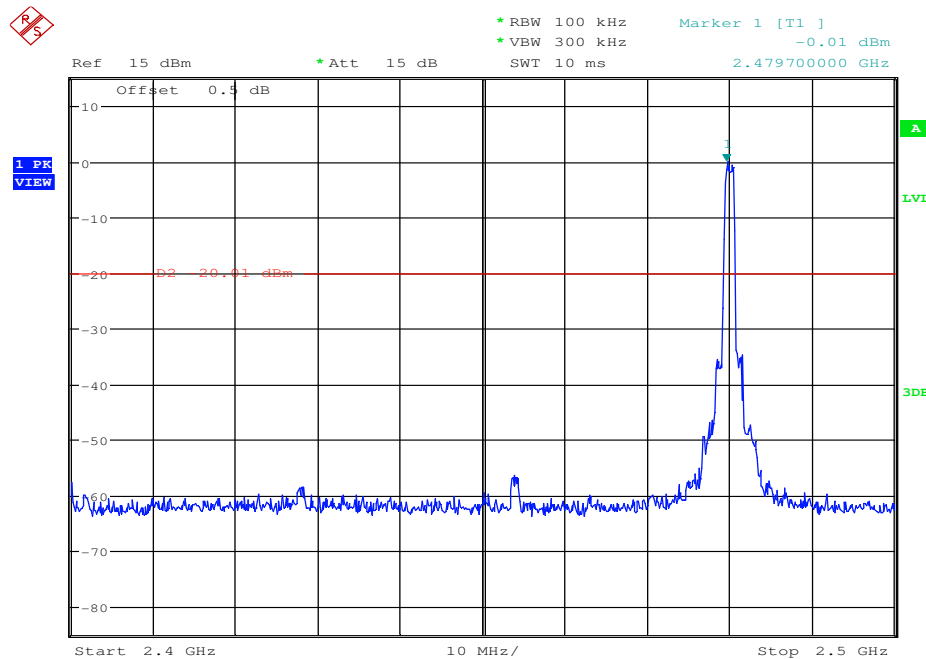


CSE\_2

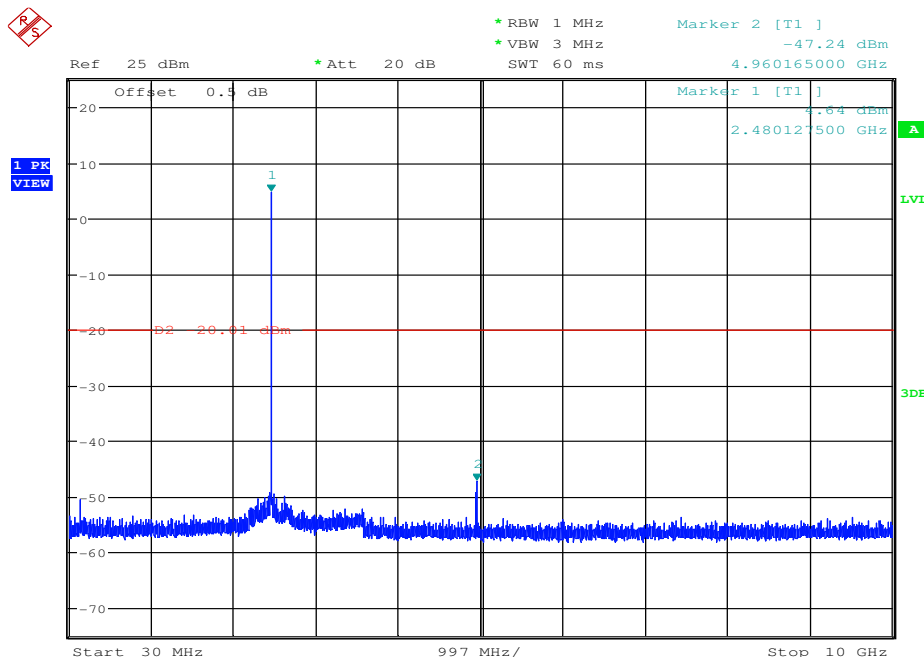


### RF Conducted Spurious Emissions\_2DH5\_2480

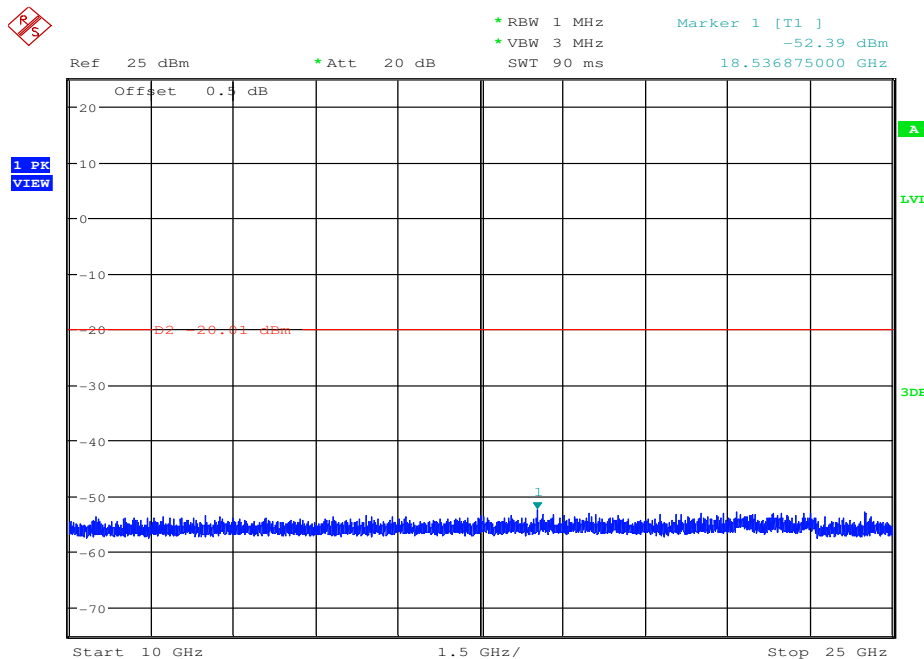
Pref



CSE\_1



CSE\_2



Unless otherwise agreed in writing, this document is issued by the Company subject to its General Conditions of Service printed overleaf, available on request or accessible at <http://www.sgs.com/en/Terms-and-Conditions.aspx> and, for electronic format documents, subject to Terms and Conditions for Electronic Documents at <http://www.sgs.com/en/Terms-and-Conditions/Terms-e-Documents.aspx>. Attention is drawn to the limitation of liability, indemnification and jurisdiction issues defined therein. Any holder of this document is advised that information contained hereon reflects the Company's findings at the time of its intervention only and within the limits of Client's instructions, if any. The Company's sole responsibility is to its Client and this document does not exonerate parties to a transaction from exercising all their rights and obligations under the transaction documents. This document cannot be reproduced except in full, without prior written approval of the Company. Any unauthorized alteration, forgery or falsification of the content or appearance of this document is unlawful and offenders may be prosecuted to the fullest extent of the law. Unless otherwise stated the results shown in this test report refer only to the sample(s) tested and such sample(s) are retained for 30 days only.

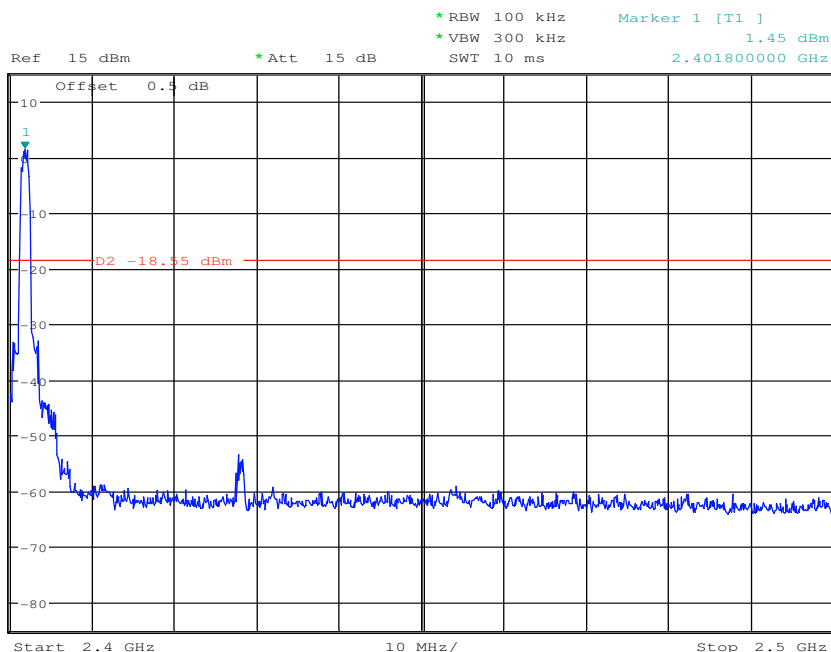
Attention: To check the authenticity of testing / inspection report & certificate, please contact us at telephone: (86-755) 8307 1443, or email: [CN.Doccheck@sgs.com](mailto:CN.Doccheck@sgs.com)

### RF Conducted Spurious Emissions\_3DH5\_2402

Pref



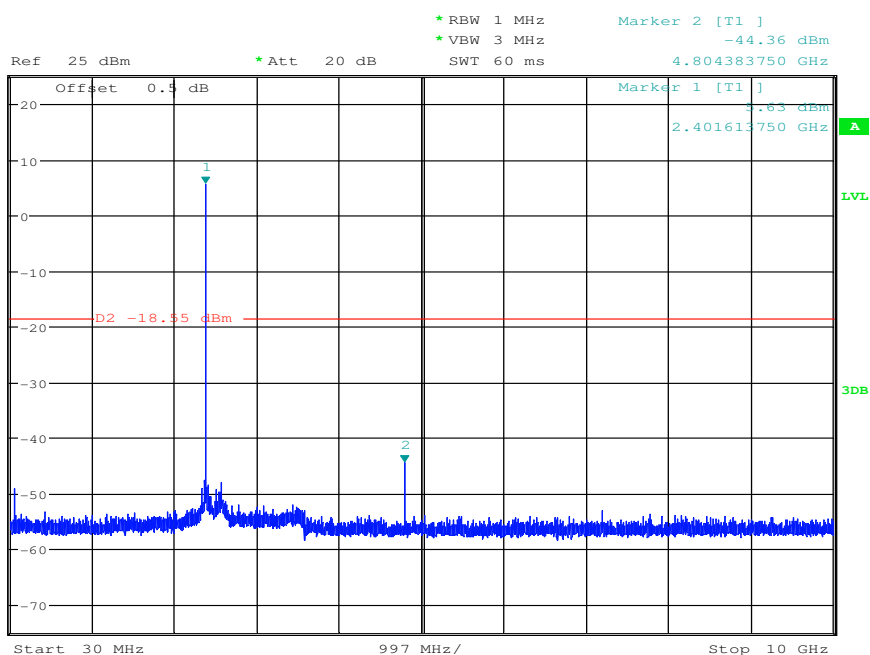
1 PK  
VIEW



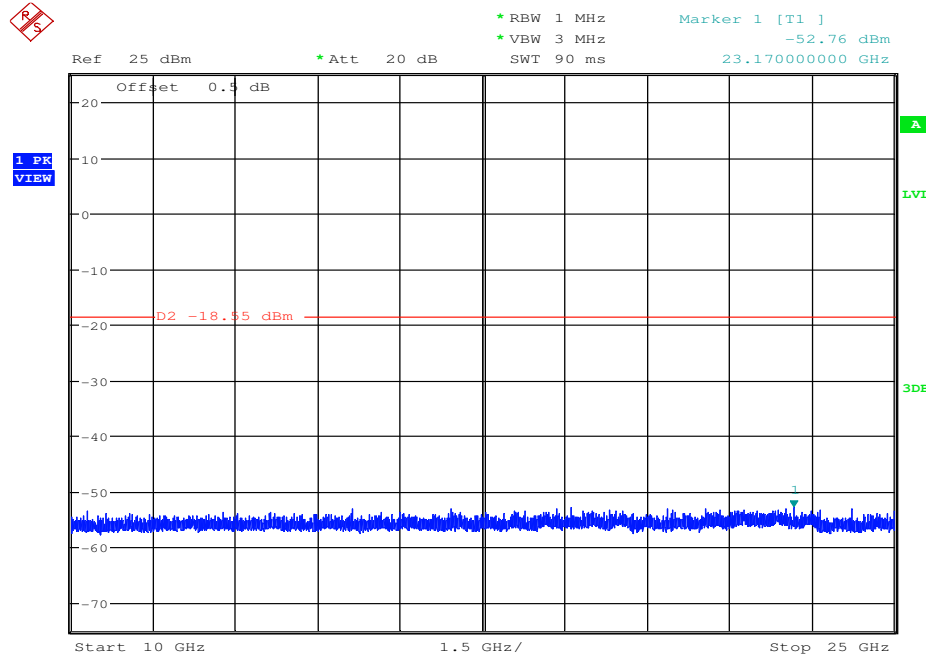
CSE\_1



1 PK  
VIEW

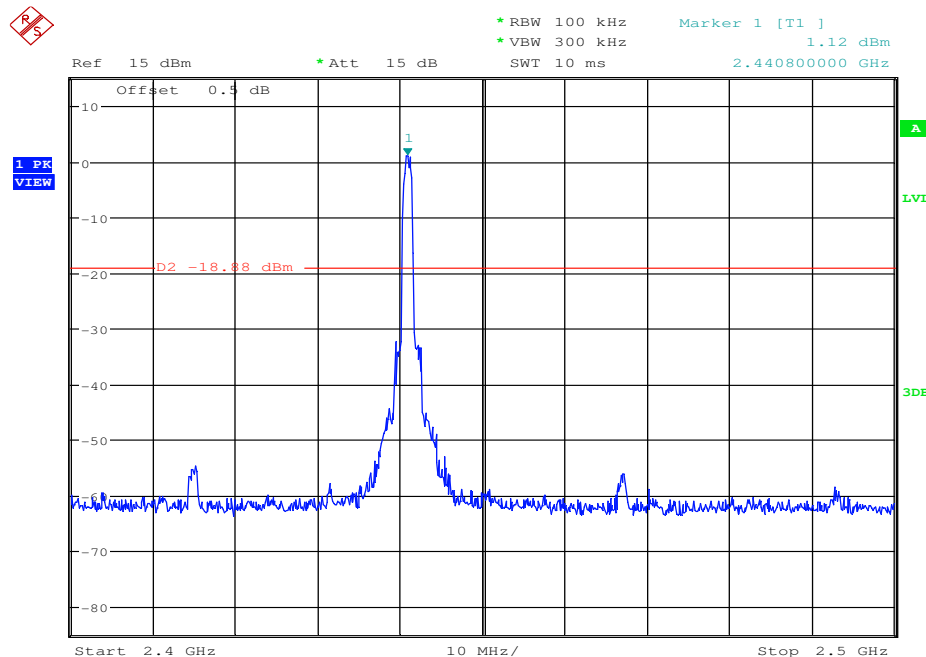


CSE\_2



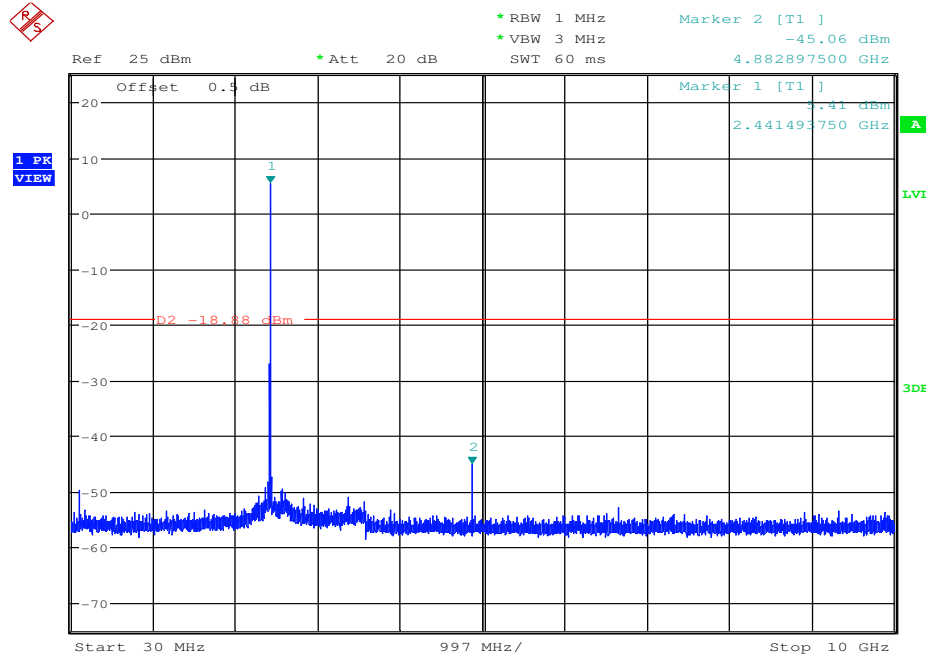
### RF Conducted Spurious Emissions\_3DH5\_2441

Pref

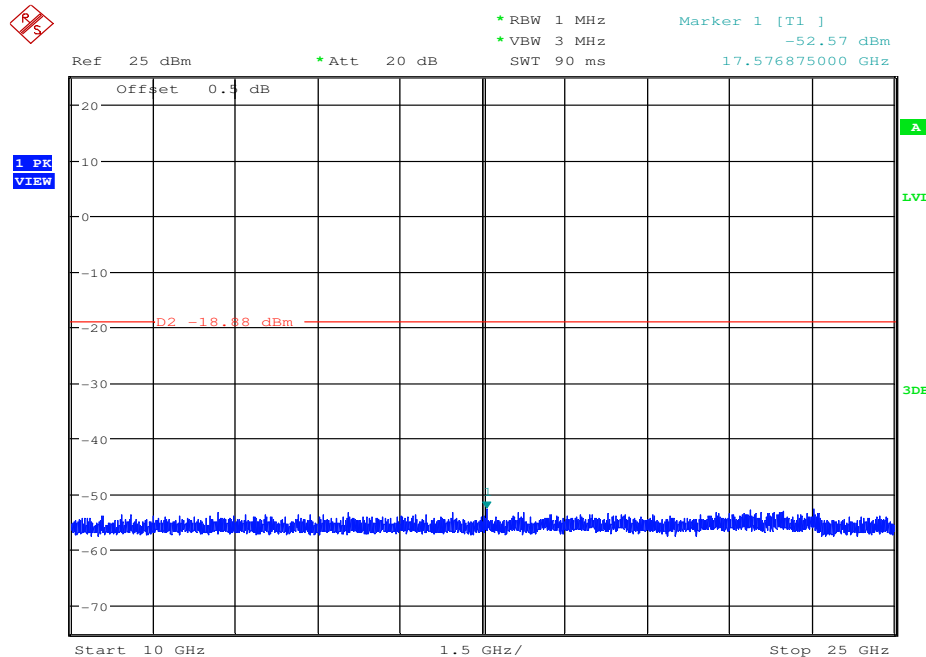




CSE\_1



CSE\_2

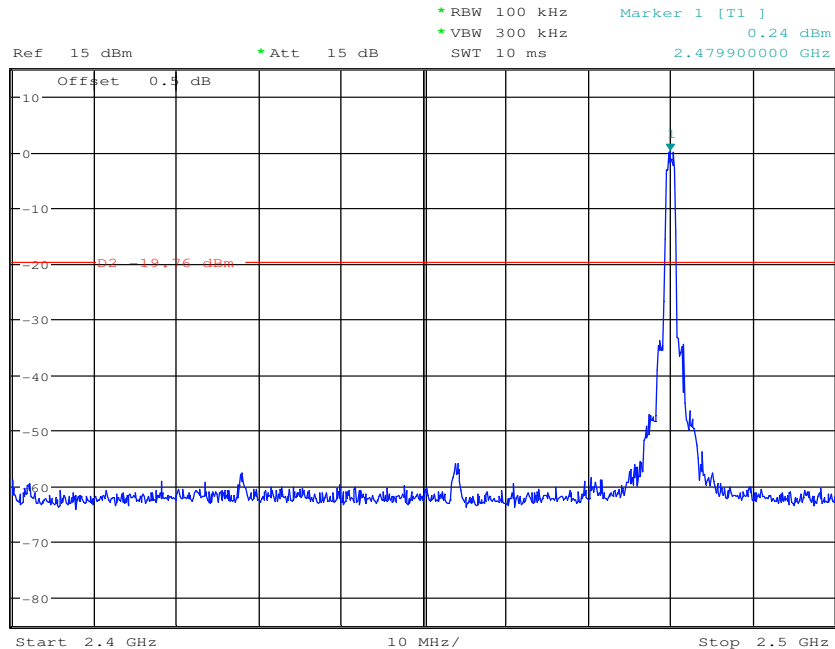


### RF Conducted Spurious Emissions\_3DH5\_2480

Pref



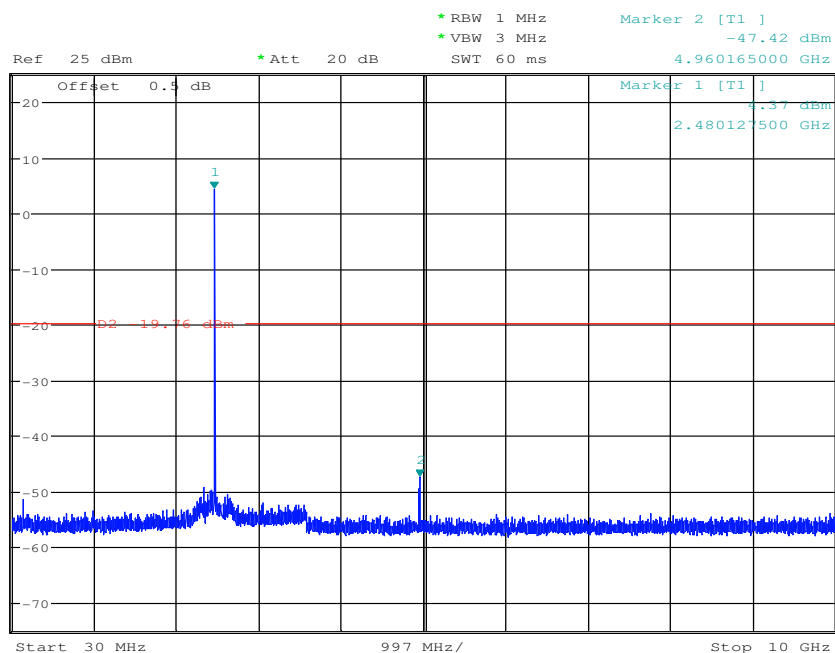
1 PK  
VIEW



CSE\_1



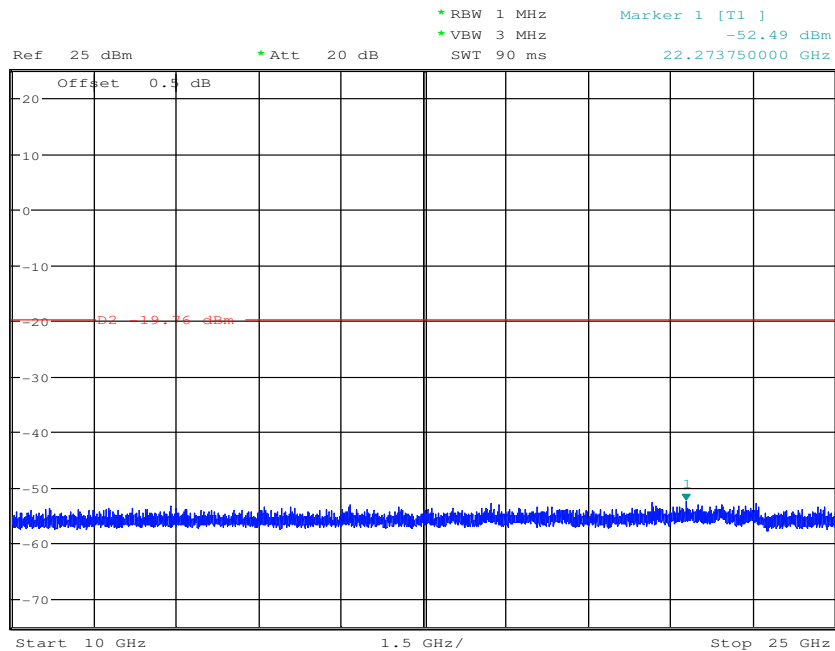
1 PK  
VIEW



CSE\_2



1 PR  
VIEW



- End of the Report -

