


# Appendix D


## Photographs

1. SAR measurement System
2. Photographs of Tissue Simulate Liquid
3. Photographs of EUT test position
4. EUT Constructional Details





## 1. SAR measurement System



## 2. Photographs of Tissue Simulate Liquid

Photo 1: Tissue Simulant Liquid for Head 2450	
	

### 3. Photographs of EUT test position

Photo 2: Front side 5mm	Photo 3: Back side 5mm
	
Photo 4: Bottom side 5mm	Photo 5: Left side 5mm
	

#### **4. EUT Constructional Details**

Details please Refer to the <External Photos> & <Internal Photos>.