



Test Report

Date : 2022-08-05
No. : HMD22070006

Page 1 of 22

Applicant : PIN Genie Inc, DBA LOCKLY.
676 Transfer Rd., St. Paul, MN 55114

Supplier / Manufacturer : Smart Electronic Industrial (Dongguan) Co., Ltd
Qing Long Road, Long Jian Tian Village, Huang Jiang Town, Dong
Guan, Guang Dong, China

Description of Sample(s) : Submitted sample(s) said to be
Product: Secure Plus Deadbolt Edition with RFID
Brand Name: LOCKLY
Model No.: PGD728FC
FCC ID: 2ASIVPGD728FC

Date Samples Received : 2022-07-18

Date Tested : 2022-07-18 to 2022-07-22

Investigation Requested : Perform ElectroMagnetic Interference measurement in accordance
with FCC 47CFR [Codes of Federal Regulations] Part 15 and ANSI
C63.10: 2013 for FCC Certification.

Conclusions : The submitted product COMPLIED with the requirements of Federal
Communications Commission [FCC] Rules and Regulations Part 15,
Subpart C. The tests were performed in accordance with the standards
described above and on Section 2.2 in this Test Report.

Remarks : 13.56MHz


Dr.CHAN Kwok Hung, Brian
Authorized Signatory



Test Report

Date : 2022-08-05
No. : HMD22070006

Page 2 of 22

CONTENT:

| | | |
|-------------------------------|--|------------------|
| Cover | Page 1 of 22 | |
| Content | Page 2 of 22 | |
| <u>1.0</u> | <u>General Details</u> | |
| 1.1 | Test Laboratory | Page 3 of 22 |
| 1.2 | Equipment Under Test [EUT] Description of EUT operation | Page 3 of 22 |
| 1.3 | Date of Order | Page 3 of 22 |
| 1.4 | Submitted Sample(s) | Page 3 of 22 |
| 1.5 | Test Duration | Page 3 of 22 |
| 1.6 | Country of Origin | Page 3 of 22 |
| 1.7 | RF Module Details | Page 4 of 22 |
| 1.8 | Antenna Details | Page 4 of 22 |
| 1.9 | Channel List | Page 4 of 22 |
| <u>2.0</u> | <u>Technical Details</u> | |
| 2.1 | Investigations Requested | Page 5 of 22 |
| 2.2 | Test Standards and Results Summary | Page 5 of 22 |
| <u>3.0</u> | <u>Test Results</u> | |
| 3.1 | Emission | Page 6-18 of 22 |
| <u>Appendix A</u> | | |
| List of Measurement Equipment | | Page 19 of 22 |
| <u>Appendix B</u> | | |
| Photograph(s) of Product | | Page 20-22 of 22 |

The Hong Kong Standards and Testing Centre Limited

10 Dai Wang Street, Taipo Industrial Estate, Tai Po, N.T., Hong Kong

Tel: +852 2666 1888 Fax: +852 2664 4353 Email: hkstc@stc.group Website: www.stc.group

This report shall not be reproduced unless with prior written approval from The Hong Kong Standards and Testing Centre Limited.

For Conditions of Issuance of this test report, please refer to "Conditions of Issuance of Test Reports" section or Website.



Test Report

Date : 2022-08-05
No. : HMD22070006

Page 3 of 22

1.0 General Details

1.1 Test Laboratory

The Hong Kong Standards and Testing Centre Ltd.
EMC Laboratory
10 Dai Wang Street, Taipo Industrial Estate, New Territories, Hong Kong
Telephone: 852 2666 1888
Fax: 852 2664 4353

1.2 Equipment Under Test [EUT]

Description of Sample(s)

| | |
|---------------|--|
| Product: | Secure Plus Deadbolt Edition with RFID |
| Manufacturer: | Smart Electronic Industrial (Dongguan) Co., Ltd Qing Long Road, Long Jian Tian Village, Huang Jiang Town, Dong Guan, Guang Dong, China |
| Brand Name: | LOCKLY |
| Model Number: | PGD728FC |
| Rating: | 6Vd.c.(“AA” battery *4) |

1.2.1 Description of EUT Operation

The Equipment Under Test (EUT) is a Secure Plus Deadbolt Edition with RFID. It is a transceiver operating at 13.56MHz and the RF signal was modulated by IC.

1.3 Date of Order

2022-07-15

1.4 Submitted Sample(s):

1 Sample

1.5 Test Duration

2022-07-15 to 2022-07-22

1.6 Country of Origin

China

The Hong Kong Standards and Testing Centre Limited

10 Dai Wang Street, Taipo Industrial Estate, Tai Po, N.T., Hong Kong

Tel: +852 2666 1888 Fax: +852 2664 4353 Email: hkstc@stc.group Website: www.stc.group

This report shall not be reproduced unless with prior written approval from The Hong Kong Standards and Testing Centre Limited.

For Conditions of Issuance of this test report, please refer to “Conditions of Issuance of Test Reports” section or Website.



Test Report

Date : 2022-08-05
No. : HMD22070006

Page 4 of 22

1.7 RF Module Details

Module Model Number: N/A
Module FCC ID: N/A
Modulation: ASK
Frequency Range: 13.553-13.567MHz
Test Channel: 13.56MHz

1.8 Antenna Details

Antenna Type: FPC antenna
Antenna Gain: N/A

1.9 Channel List

| Channel | Frequency (MHz) | Channel | Frequency (MHz) |
|---------|-----------------|---------|-----------------|
| 1 | 13.56 | | |

The Hong Kong Standards and Testing Centre Limited

10 Dai Wang Street, Taipo Industrial Estate, Tai Po, N.T., Hong Kong

Tel: +852 2666 1888 Fax: +852 2664 4353 Email: hkstc@stc.group Website: www.stc.group

This report shall not be reproduced unless with prior written approval from The Hong Kong Standards and Testing Centre Limited.

For Conditions of Issuance of this test report, please refer to "Conditions of Issuance of Test Reports" section or Website.



Test Report

Date : 2022-08-05
No. : HMD22070006

Page 5 of 22

2.0 Technical Details

2.1 Investigations Requested

Perform Electromagnetic Interference measurements in accordance with FCC 47CFR [Codes of Federal Regulations] Part 15 Regulations and ANSI C63.10: 2013 for FCC Certification.
The device was realized by test software, there is no the power level setting.

2.2 Test Standards and Results Summary Tables

| EMISSION | | | | | | |
|--|---|-------------------|------------------|-------------------------------------|--------------------------|-------------------------------------|
| Results Summary | | | | | | |
| Test Condition | Test Requirement | Test Method | Class / Severity | Test Result | | |
| | | | | Pass | Failed | N/A |
| Field strength of emissions within the band 13.110 MHz -14.010 MHz | FCC 47CFR 15.225(a)(b)(c) | ANSI C63.10: 2013 | N/A | <input checked="" type="checkbox"/> | <input type="checkbox"/> | <input type="checkbox"/> |
| Field strength of emissions outside of the band 13.110 MHz -14.010 MHz | FCC 47CFR 15.225(d) FCC 47CFR 15.209 | ANSI C63.10: 2013 | N/A | <input checked="" type="checkbox"/> | <input type="checkbox"/> | <input type="checkbox"/> |
| AC Mains Conducted Emissions | FCC 47CFR 15.207 | ANSI C63.10: 2013 | N/A | <input type="checkbox"/> | <input type="checkbox"/> | <input checked="" type="checkbox"/> |
| Antenna requirement | FCC 47CFR 15.203 | N/A | N/A | <input checked="" type="checkbox"/> | <input type="checkbox"/> | <input type="checkbox"/> |
| 20dB Emission bandwidth | FCC 47CFR 15.215(c) | ANSI C63.10: 2013 | N/A | <input checked="" type="checkbox"/> | <input type="checkbox"/> | <input type="checkbox"/> |
| The frequency tolerance of the carrier signal | FCC 47CFR 15.225(e) | ANSI C63.10: 2013 | N/A | <input checked="" type="checkbox"/> | <input type="checkbox"/> | <input type="checkbox"/> |

Note: N/A - Not Applicable



Test Report

Date : 2022-08-05
No. : HMD22070006

Page 6 of 22

3.0 Test Results

3.1 Emission

3.1.1 Field strength of emissions within the band 13.110 MHz -14.010 MHz

Ambient temperature 25°C

Relative humidity 57%

| | |
|--------------------|---------------------------|
| Test Requirement: | FCC 47CFR 15.225(a)(b)(c) |
| Test Method: | ANSI C63.10:2013 |
| Test Date: | 2022-07-21 |
| Mode of Operation: | Tx mode |

Test Method:

For emission measurements at or below 1 GHz, the sample was placed 0.8m above the ground plane of semi-anechoic Chamber*. For emission measurements above 1 GHz, the sample was placed 1.5m above the ground plane of semi-anechoic Chamber*. Measurements in both horizontal and vertical polarities were performed. During the test, each emission was maximized by: having the EUT continuously working, investigated all operating modes, rotated about all 3 axis (X, Y & Z) and considered typical configuration to obtain worst position, manipulating interconnecting cables, rotating turntable, varying antenna height from 1m to 4m in both horizontal and vertical polarizations. The emissions worst-case are shown in Test Results of the following pages.

* Semi-Anechoic chamber located on the G/F of The Hong Kong Standards and Testing Centre Ltd. with a metal ground plane filed with the FCC pursuant to section 2.948 of the FCC rules, with Registration Number: 607756.

Test limit:

(a) The field strength of any emissions within the band 13.553-13.567 MHz shall not exceed 15,848 microvolts/meter at 30 meters.

(b) Within the bands 13.410-13.553 MHz and 13.567-13.710 MHz, the field strength of any emissions shall not exceed 334 microvolts/meter at 30 meters.

(c) Within the bands 13.110-13.410 MHz and 13.710-14.010 MHz the field strength of any emissions shall not exceed 106 microvolts/meter at 30 meters.

The Hong Kong Standards and Testing Centre Limited

10 Dai Wang Street, Taipo Industrial Estate, Tai Po, N.T., Hong Kong

Tel: +852 2666 1888 Fax: +852 2664 4353 Email: hkstc@stc.group Website: www.stc.group

This report shall not be reproduced unless with prior written approval from The Hong Kong Standards and Testing Centre Limited.

For Conditions of Issuance of this test report, please refer to "Conditions of Issuance of Test Reports" section or Website.



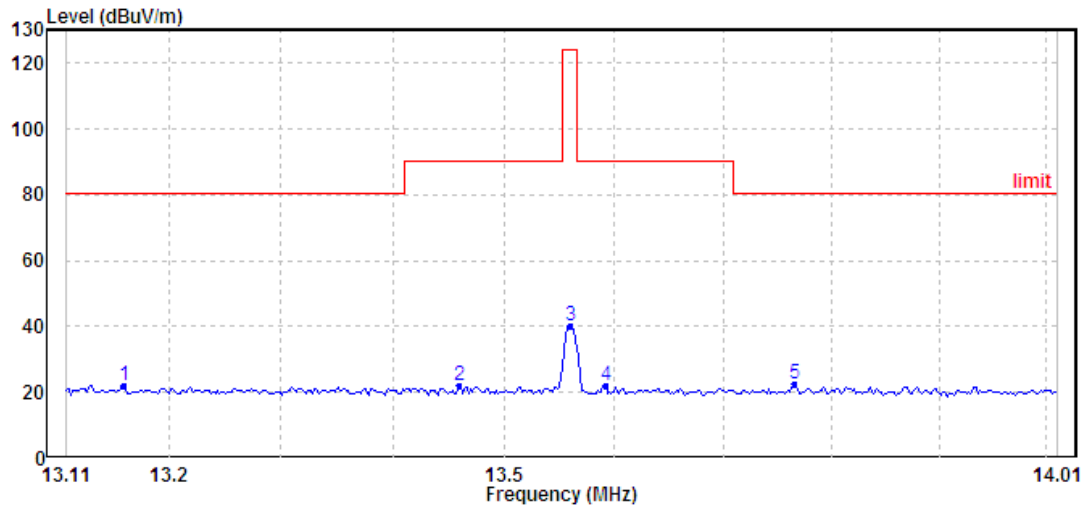
Test Report

Date : 2022-08-05
No. : HMD22070006

Page 7 of 22

Test Result: PASS

Emissions within the band 13.110 MHz -14.010 MHz



Ambient Temperature: 25.0C
Relative Humidity : 50.2%

| | Freq | Level | Limit | Over | | |
|---|--------|--------|--------|--------|--------|------------|
| | MHz | dBuV/m | dBuV/m | dB | Remark | Pol/Phase |
| 1 | 13.160 | 22.17 | 80.50 | -58.33 | QP | Horizontal |
| 2 | 13.459 | 22.17 | 90.50 | -68.33 | QP | Horizontal |
| 3 | 13.560 | 40.26 | 124.00 | -83.74 | QP | Horizontal |
| 4 | 13.592 | 21.87 | 90.50 | -68.63 | QP | Horizontal |
| 5 | 13.765 | 22.39 | 80.50 | -58.11 | QP | Horizontal |

The Hong Kong Standards and Testing Centre Limited

10 Dai Wang Street, Taiipo Industrial Estate, Tai Po, N.T., Hong Kong

Tel: +852 2666 1888 Fax: +852 2664 4353 Email: hkstc@stc.group Website: www.stc.group

This report shall not be reproduced unless with prior written approval from The Hong Kong Standards and Testing Centre Limited.

For Conditions of Issuance of this test report, please refer to "Conditions of Issuance of Test Reports" section or Website.



Test Report

Date : 2022-08-05
No. : HMD22070006

Page 8 of 22

3.1.2 Field strength of emissions outside of the band 13.110 MHz -14.010 MHz

Ambient temperature 25°C

Relative humidity 57%

| | |
|--------------------|--|
| Test Requirement: | FCC 47CFR 15.225(d) & FCC 47CFR 15.209 |
| Test Method: | ANSI C63.10:2013 |
| Test Date: | 2022-07-21 |
| Mode of Operation: | Tx mode |

Test Method:

For emission measurements at or below 1 GHz, the sample was placed 0.8m above the ground plane of semi-anechoic Chamber*. For emission measurements above 1 GHz, the sample was placed 1.5m above the ground plane of semi-anechoic Chamber*. Measurements in both horizontal and vertical polarities were performed. During the test, each emission was maximized by: having the EUT continuously working, investigated all operating modes, rotated about all 3 axis (X, Y & Z) and considered typical configuration to obtain worst position, manipulating interconnecting cables, rotating turntable, varying antenna height from 1m to 4m in both horizontal and vertical polarizations. The emissions worst-case are shown in Test Results of the following pages.

* Semi-Anechoic chamber located on the G/F of The Hong Kong Standards and Testing Centre Ltd. with a metal ground plane filed with the FCC pursuant to section 2.948 of the FCC rules, with Registration Number: 607756.

The Hong Kong Standards and Testing Centre Limited

10 Dai Wang Street, Tai Po Industrial Estate, Tai Po, N.T., Hong Kong

Tel: +852 2666 1888 Fax: +852 2664 4353 Email: hkstc@stc.group Website: www.stc.group

This report shall not be reproduced unless with prior written approval from The Hong Kong Standards and Testing Centre Limited.

For Conditions of Issuance of this test report, please refer to "Conditions of Issuance of Test Reports" section or Website.

Test Report

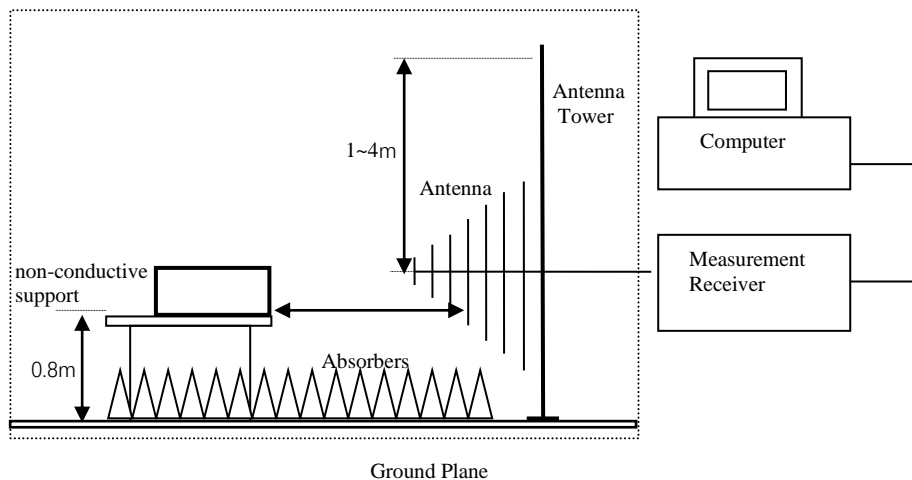
Date : 2022-08-05
No. : HMD22070006

Page 9 of 22

Spectrum Analyzer Setting:

| | |
|--|---|
| 9KHz – 0.15MHz (Pk) | RBW: 200Hz VBW: 1KHz Sweep: Auto Span: Fully capture the emissions being measured Trace: Max. hold |
| 0.15MHz – 30MHz (Pk) | RBW: 10kHz VBW: 30kHz Sweep: Auto Span: Fully capture the emissions being measured Trace: Max. hold |
| 30MHz – 1GHz (QP) | RBW: 120kHz VBW: 120kHz Sweep: Auto Span: Fully capture the emissions being measured Trace: Max. hold |
| Above 1GHz (Pk & Av) (PK value with PK detector AV value with AV detector) | RBW: 1MHz VBW: 1MHz Sweep: Auto Span: Fully capture the emissions being measured Trace: Max. hold |

Test Setup:



- Absorbers placed on top of the ground plane are for measurements above 1000MHz only.
- Measurements between 30MHz to 1000MHz made with Bi-log antennas, above 1000MHz horn antennas are used.

The Hong Kong Standards and Testing Centre Limited

10 Dai Wang Street, Taipo Industrial Estate, Tai Po, N.T., Hong Kong

Tel: +852 2666 1888 Fax: +852 2664 4353 Email: hkstc@stc.group Website: www.stc.group

This report shall not be reproduced unless with prior written approval from The Hong Kong Standards and Testing Centre Limited.

For Conditions of Issuance of this test report, please refer to "Conditions of Issuance of Test Reports" section or Website.



Test Report

Date : 2022-08-05

Page 10 of 22

No. : HMD22070006

Limits for Field Strength of Fundamental & Harmonics Emissions [FCC 47CFR 15.209]:

| Frequency Range [MHz] | Quasi-Peak Limits [μV/m] |
|--------------------------|-----------------------------|
| 0.009-0.490 | 2400/F (kHz) |
| 0.490-1.705 | 24000/F (kHz) |
| 1.705-30 | 30 |
| 30-88 | 100 |
| 88-216 | 150 |
| 216-960 | 200 |
| Above960 | 500 |

The emission limits shown in the above table are based on measurement employing a CISPR quasi-peak detector and above 1000MHz are based on measurements employing an average detector.

Remarks:

Calculated measurement uncertainty (9kHz-30MHz): 2.0dB / (30MHz – 1GHz): 4.9dB

Emissions in the vertical and horizontal polarizations have been investigated and the worst-case test results are recorded in this report.

The Hong Kong Standards and Testing Centre Limited

10 Dai Wang Street, Taipo Industrial Estate, Tai Po, N.T., Hong Kong

Tel: +852 2666 1888 Fax: +852 2664 4353 Email: hkstc@stc.group Website: www.stc.group

This report shall not be reproduced unless with prior written approval from The Hong Kong Standards and Testing Centre Limited.

For Conditions of Issuance of this test report, please refer to “Conditions of Issuance of Test Reports” section or Website.

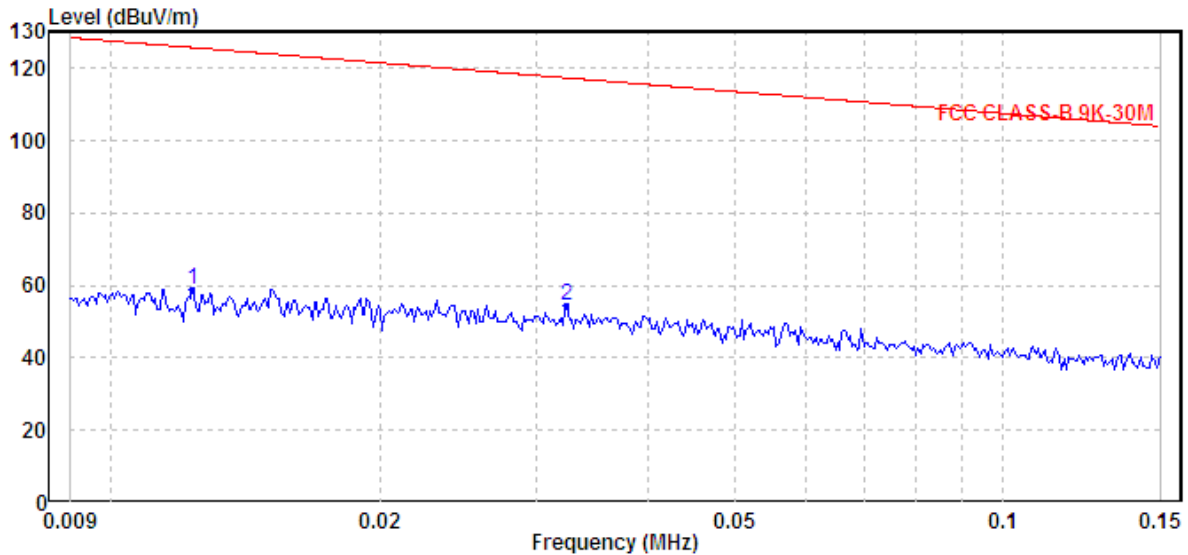


Test Report

Date : 2022-08-05
No. : HMD22070006

Page 11 of 22

Results of TX mode (9kHz – 150KHz): PASS



Ambient Temperature: 25.0C
Relative Humidity : 50.2%

| | Freq | Level | Limit | Over | Remark | Pol/Phase |
|---|-------|--------|--------|--------|--------|------------|
| | MHz | dBuV/m | Line | Limit | | |
| | | | dBuV/m | dB | | |
| 1 | 0.012 | 58.78 | 125.78 | -67.00 | QP | Horizontal |
| 2 | 0.032 | 54.57 | 117.38 | -62.81 | QP | Horizontal |

The Hong Kong Standards and Testing Centre Limited

10 Dai Wang Street, Tai Po Industrial Estate, Tai Po, N.T., Hong Kong

Tel: +852 2666 1888 Fax: +852 2664 4353 Email: hkstc@stc.group Website: www.stc.group

This report shall not be reproduced unless with prior written approval from The Hong Kong Standards and Testing Centre Limited.

For Conditions of Issuance of this test report, please refer to "Conditions of Issuance of Test Reports" section or Website.

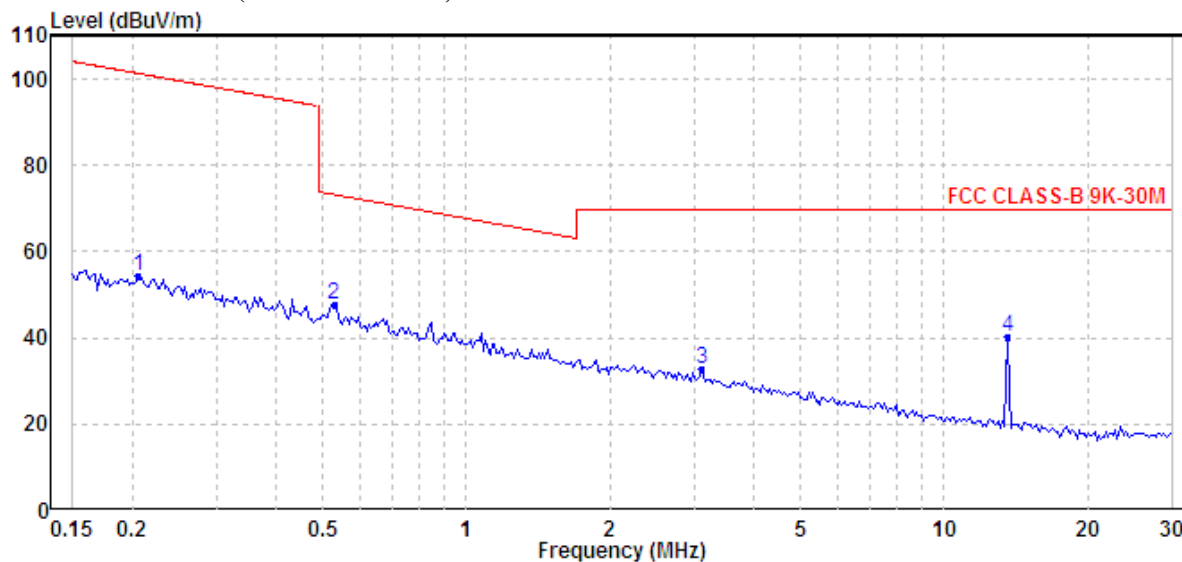


Test Report

Date : 2022-08-05
No. : HMD22070006

Page 12 of 22

Results of TX mode (150KHz - 30MHz): PASS



Ambient Temperature: 25.0C
Relative Humidity : 50.2%

| | Freq | Level | Limit | Over | Remark | Pol/Phase |
|---|--------|--------|--------|--------|--------|------------|
| | MHz | dBuV/m | dBuV/m | dB | | |
| 1 | 0.206 | 54.58 | 101.32 | -46.74 | QP | Horizontal |
| 2 | 0.529 | 47.65 | 73.13 | -25.48 | QP | Horizontal |
| 3 | 3.107 | 32.67 | 69.54 | -36.87 | QP | Horizontal |
| 4 | 13.551 | 40.41 | 69.54 | -29.13 | QP | Horizontal |

The Hong Kong Standards and Testing Centre Limited

10 Dai Wang Street, Taipo Industrial Estate, Tai Po, N.T., Hong Kong

Tel: +852 2666 1888 Fax: +852 2664 4353 Email: hkstc@stc.group Website: www.stc.group

This report shall not be reproduced unless with prior written approval from The Hong Kong Standards and Testing Centre Limited.

For Conditions of Issuance of this test report, please refer to "Conditions of Issuance of Test Reports" section or Website.



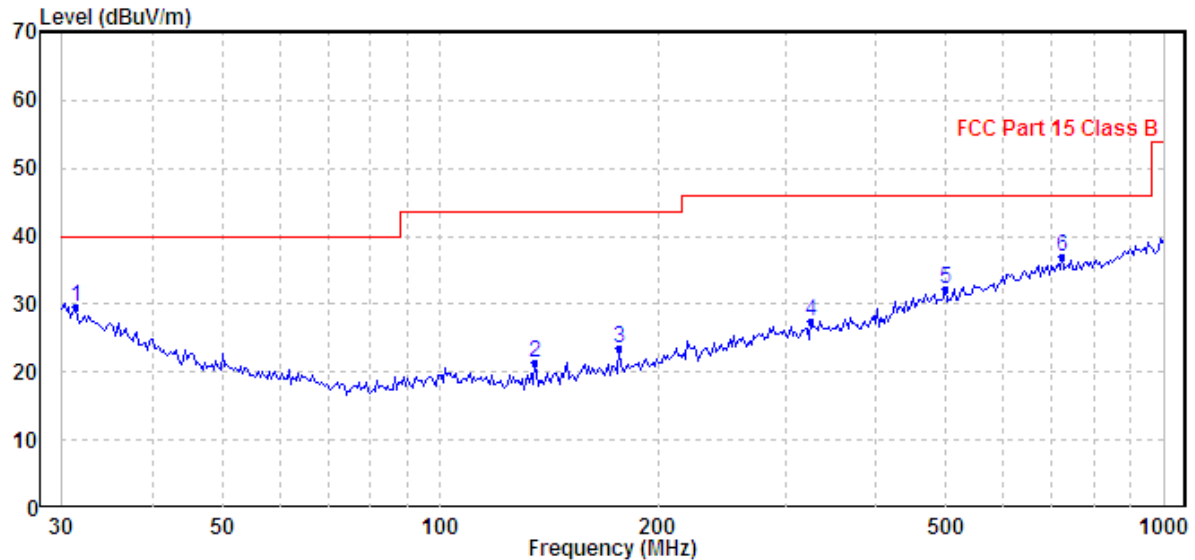
Test Report

Date : 2022-08-05
No. : HMD22070006

Page 13 of 22

Results of TX mode (30MHz – 1GHz): PASS

Horizontal



Ambient Temperature: 25C
Relative Humidity : 50%

| | Freq | Level | Limit | Over | | |
|---|---------|--------|-------|--------|--------|------------|
| | MHz | dBuV/m | Line | Limit | Remark | Pol/Phase |
| 1 | 31.289 | 29.54 | 40.00 | -10.46 | QP | Horizontal |
| 2 | 135.506 | 21.38 | 43.50 | -22.12 | QP | Horizontal |
| 3 | 176.888 | 23.49 | 43.50 | -20.01 | QP | Horizontal |
| 4 | 325.596 | 27.46 | 46.00 | -18.54 | QP | Horizontal |
| 5 | 499.425 | 32.14 | 46.00 | -13.86 | QP | Horizontal |
| 6 | 724.261 | 37.06 | 46.00 | -8.94 | QP | Horizontal |

The Hong Kong Standards and Testing Centre Limited

10 Dai Wang Street, Taipo Industrial Estate, Tai Po, N.T., Hong Kong

Tel: +852 2666 1888 Fax: +852 2664 4353 Email: hkstc@stc.group Website: www.stc.group

This report shall not be reproduced unless with prior written approval from The Hong Kong Standards and Testing Centre Limited.

For Conditions of Issuance of this test report, please refer to "Conditions of Issuance of Test Reports" section or Website.



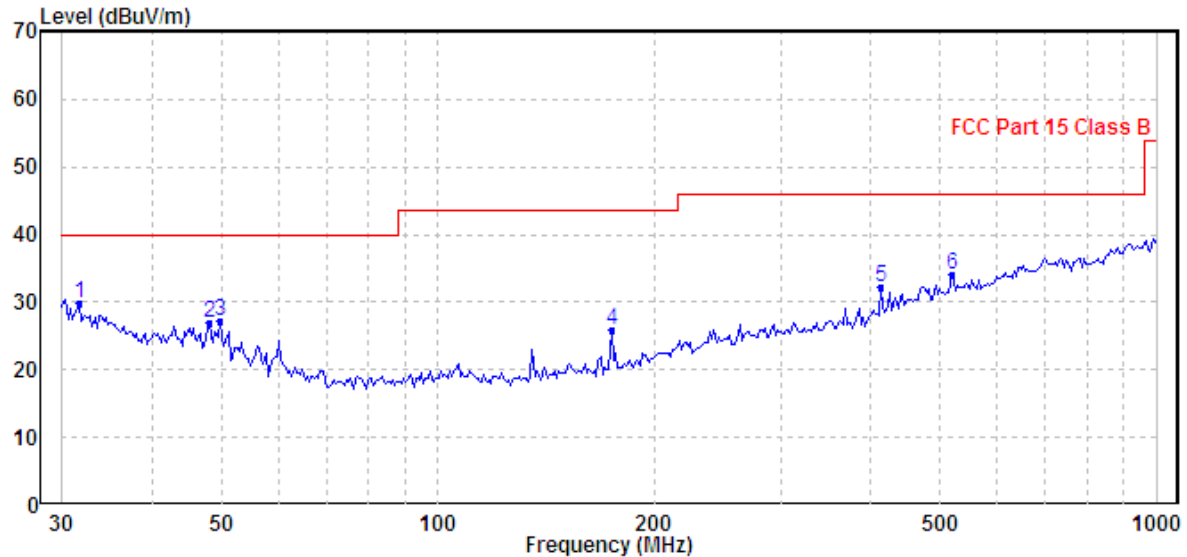
Test Report

Date : 2022-08-05
No. : HMD22070006

Page 14 of 22

Results of TX mode (30MHz – 1GHz): PASS

Vertical



Ambient Temperature: 25C
Relative Humidity : 50%

| | Freq | Level | Limit | Over | Remark | Pol/Phase |
|---|---------|--------|--------|--------|--------|-----------|
| | MHz | dBuV/m | dBuV/m | dB | | |
| 1 | 31.731 | 29.98 | 40.00 | -10.02 | QP | Vertical |
| 2 | 47.994 | 26.85 | 40.00 | -13.15 | QP | Vertical |
| 3 | 49.707 | 27.33 | 40.00 | -12.67 | QP | Vertical |
| 4 | 174.424 | 25.98 | 43.50 | -17.52 | QP | Vertical |
| 5 | 413.271 | 32.19 | 46.00 | -13.81 | QP | Vertical |
| 6 | 520.888 | 33.96 | 46.00 | -12.04 | QP | Vertical |

The Hong Kong Standards and Testing Centre Limited

10 Dai Wang Street, Taipo Industrial Estate, Tai Po, N.T., Hong Kong

Tel: +852 2666 1888 Fax: +852 2664 4353 Email: hkstc@stc.group Website: www.stc.group

This report shall not be reproduced unless with prior written approval from The Hong Kong Standards and Testing Centre Limited.

For Conditions of Issuance of this test report, please refer to "Conditions of Issuance of Test Reports" section or Website.



Test Report

Date : 2022-08-05

Page 15 of 22

No. : HMD22070006

3.1.3 Antenna Requirement

Ambient temperature 25°C

Relative humidity 57%

Test Requirements: § 15.203

Test Specification:

An intentional radiator shall be designed to ensure that no antenna other than that furnished by the responsible party shall be used with the device. The use of a permanently attached antenna or of an antenna that uses a unique coupling to the intentional radiator shall be considered sufficient to comply with the provisions of this section. The manufacturer may design the unit so that a broken antenna can be replaced by the user, but the use of a standard antenna jack or electrical connector is prohibited.

Test Results:

This is FPC antenna. There is no external antenna. User is unable to remove or changed the Antenna.

The Hong Kong Standards and Testing Centre Limited

10 Dai Wang Street, Taipo Industrial Estate, Tai Po, N.T., Hong Kong

Tel: +852 2666 1888 Fax: +852 2664 4353 Email: hkstc@stc.group Website: www.stc.group

This report shall not be reproduced unless with prior written approval from The Hong Kong Standards and Testing Centre Limited.

For Conditions of Issuance of this test report, please refer to "Conditions of Issuance of Test Reports" section or Website.



Test Report

Date : 2022-08-05
No. : HMD22070006

Page 16 of 22

3.1.4 20dB Bandwidth of Fundamental Emission

Ambient temperature 25°C

Relative humidity 57%

Test Requirement: FCC 47 CFR 15.215(c)
Test Method: ANSI C63.10:2013
Test Date: 2022-07-25
Mode of Operation: Tx mode

Test Method:

The bandwidth is measured at an amplitude level reduced from the reference level by a specified ratio. The reference level is the level of the highest amplitude signal observed from the transmitter at the fundamental frequency. Once the reference level is established, the equipment is conditioned with typical modulating signal to produce the worst-case (i.e. the widest) bandwidth.

The measurement bandwidth settings are
RBW = 1 kHz
VBW = 3 kHz

The Hong Kong Standards and Testing Centre Limited

10 Dai Wang Street, Tai Po Industrial Estate, Tai Po, N.T., Hong Kong

Tel: +852 2666 1888 Fax: +852 2664 4353 Email: hkstc@stc.group Website: www.stc.group

This report shall not be reproduced unless with prior written approval from The Hong Kong Standards and Testing Centre Limited.

For Conditions of Issuance of this test report, please refer to "Conditions of Issuance of Test Reports" section or Website.



Test Report

Date : 2022-08-05

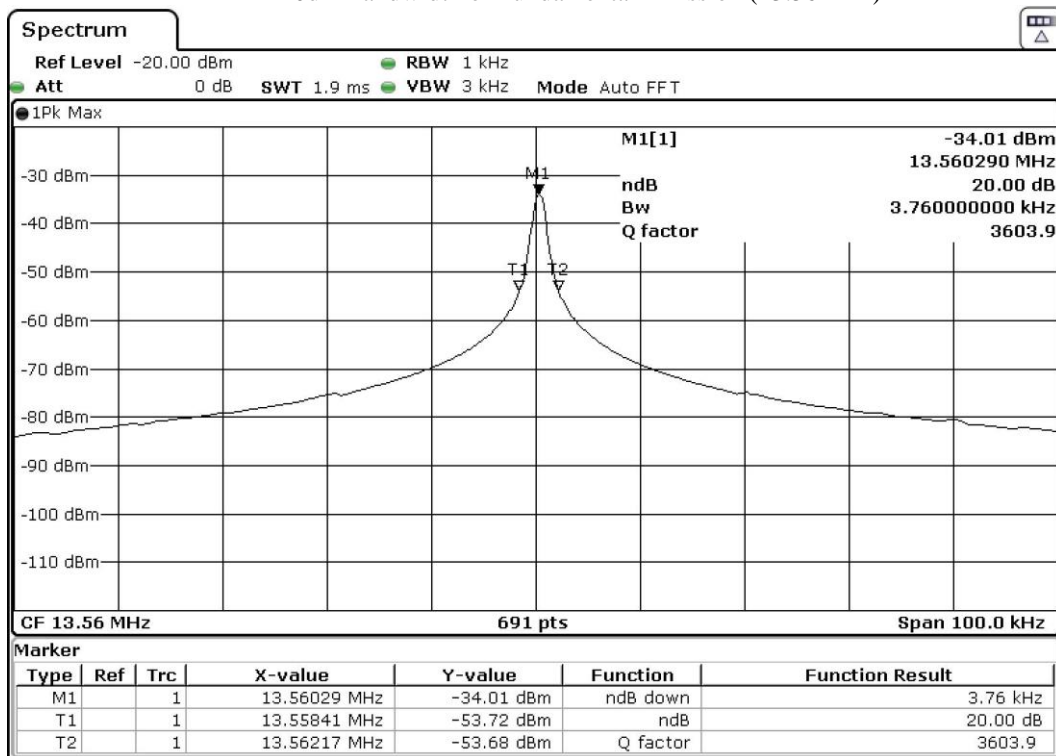
Page 17 of 22

No. : HMD22070006

Limits for 20dB Bandwidth of Fundamental Emission (13.56MHz):

| Frequency [MHz] | 20dB Bandwidth [kHz] | Flow – 20dB [MHz] | Fhigh – 20dB [MHz] | Limit [MHz] | Result |
|-----------------|----------------------|-------------------|--------------------|---------------|--------|
| 13.56 | 3.76 | 13.55841 | 13.56217 | 13.553-13.567 | PASS |

20dB Bandwidth of Fundamental Emission (13.56MHz)



The Hong Kong Standards and Testing Centre Limited

10 Dai Wang Street, Taipo Industrial Estate, Tai Po, N.T., Hong Kong

Tel: +852 2666 1888 Fax: +852 2664 4353 Email: hkstc@stc.group Website: www.stc.group

This report shall not be reproduced unless with prior written approval from The Hong Kong Standards and Testing Centre Limited.

For Conditions of Issuance of this test report, please refer to "Conditions of Issuance of Test Reports" section or Website.



Test Report

Date : 2022-08-05
No. : HMD22070006

Page 18 of 22

3.1.5 The frequency tolerance of the carrier signal

Ambient temperature 20°C

Relative humidity 57%

Test Requirement: FCC 47 CFR 15.215(c)
Test Method: ANSI C63.10:2013
Test Date: 2022-07-22
Mode of Operation: Tx mode

Test Method:

The measurement bandwidth settings are RBW = 1 kHz
VBW = 3 kHz

Limit:

±0.01% of the operating frequency (=100ppm)

Test Results:

| Operating frequency (MHz) | Test Condition | Measured frequency (MHz) | Frequency Drift (ppm) | Limit (ppm) | |
|---------------------------|---------------------------|--------------------------|-----------------------|-------------|------|
| 13.56 | Tnom:50°C, Unom: 6Vd.c. | 13.56035 | 25.81121 | 100 | PASS |
| | Tnom:40°C, Unom: 6Vd.c. | 13.56040 | 29.49853 | 100 | PASS |
| | Tnom:30°C, Unom: 6Vd.c. | 13.56037 | 27.28614 | 100 | PASS |
| | Tnom:20°C, Unom: 6Vd.c. | 13.56033 | 24.33628 | 100 | PASS |
| | Tnom:10°C, Unom: 6Vd.c. | 13.56039 | 28.76106 | 100 | PASS |
| | Tnom:0°C, Unom: 6Vd.c. | 13.56032 | 23.59882 | 100 | PASS |
| | Tnom:-10°C, Unom: 6Vd.c. | 13.56044 | 32.44838 | 100 | PASS |
| | Tnom:-20°C, Unom: 6Vd.c. | 13.56041 | 30.23599 | 100 | PASS |
| | Tnom:20°C, Unom: 6Vd.c. | 13.56043 | 31.71091 | 100 | PASS |
| | Tnom:20°C, Low: 5.1Vd.c. | 13.56033 | 24.33628 | 100 | PASS |
| | Tnom:20°C, High: 6.9Vd.c. | 13.56030 | 22.12389 | 100 | PASS |

The Hong Kong Standards and Testing Centre Limited

10 Dai Wang Street, Tai Po Industrial Estate, Tai Po, N.T., Hong Kong

Tel: +852 2666 1888 Fax: +852 2664 4353 Email: hkstc@stc.group Website: www.stc.group

This report shall not be reproduced unless with prior written approval from The Hong Kong Standards and Testing Centre Limited.

For Conditions of Issuance of this test report, please refer to "Conditions of Issuance of Test Reports" section or Website.



Test Report

Date : 2022-08-05
No. : HMD22070006

Page 19 of 22

Appendix A

List of Measurement Equipment

Radiated Emission

| EQP NO. | DESCRIPTION | MANUFACTURER | MODEL NO. | SERIAL NO. | LAST CAL | DUE CAL |
|---------|---|-------------------------|-----------|------------|------------|------------|
| EM215 | MULTIDEVICE CONTROLLER | EMCO | 2090 | 00024676 | N/A | N/A |
| EM217 | ELECTRIC POWERED TURNTABLE | EMCO | 2088 | 00029144 | N/A | N/A |
| EM218 | ANECHOIC CHAMBER | ETS-LINDGREN | FACT-3 | -- | 2019/04/16 | 2024/04/16 |
| EM356 | ANTENNA POSITIONING TOWER | ETS-LINDGREN | 2171B | 00150346 | N/A | N/A |
| EM293 | SPECTRUM ANALYZER | AGILENT TECHNOLOGIES | N9020A | MY50510152 | 2020/11/25 | 2022/11/25 |
| EM299 | BROADBAND HORN ANTENNA | ETS-LINDGREN | 3115 | 00114120 | 2020/11/24 | 2022/11/24 |
| EM300 | PYRAMIDAL STANDARD GAIN HORN ANTENNA | ETS-LINDGREN | 3160-09 | 00130130 | 2020/11/25 | 2022/11/25 |
| EM301 | PYRAMIDAL STANDARD GAIN HORN ANTENNA | ETS-LINDGREN | 3160-10 | 00130988 | 2020/11/25 | 2022/11/25 |
| EM353 | LOOP ANTENNA | ETS_LINDGREN | 6502 | 00206533 | 2020/06/10 | 2022/09/10 |
| EM355 | Biconilog Antenna | ETS-Lindgren | 3143B | 00094856 | 2020/06/17 | 2022/09/17 |
| EM200 | DUAL CHANNEL POWER METER | R & S | NRVD | 100592 | 2019/10/11 | 2022/10/11 |
| EM012 | PRE-AMPLIFIER | HP | HP8448B | 3008A00262 | 2019/11/08 | 2022/11/08 |
| EM215 | MULTIDEVICE CONTROLLER | EMCO | 2090 | 00024676 | N/A | N/A |

Remarks: -

N/A Not Applicable or Not Available

The Hong Kong Standards and Testing Centre Limited

10 Dai Wang Street, Taipo Industrial Estate, Tai Po, N.T., Hong Kong

Tel: +852 2666 1888 Fax: +852 2664 4353 Email: hkstc@stc.group Website: www.stc.group

This report shall not be reproduced unless with prior written approval from The Hong Kong Standards and Testing Centre Limited.

For Conditions of Issuance of this test report, please refer to "Conditions of Issuance of Test Reports" section or Website.

Test Report

Date : 2022-08-05
No. : HMD22070006

Page 20 of 22

Appendix B Photographs of EUT


View of the product




View of the product




Inside View of the product




View of battery



Inner circuit bottom view



Inner circuit top view



Test Report


Date : 2022-08-05

No. : HMD22070006


Page 21 of 22

Photographs of EUT

Inner circuit bottom view



Inner circuit top view



Inner circuit bottom view



Inner circuit top view



Inner circuit bottom view



Inner circuit top view




Test Report

Date : 2022-08-05
No. : HMD22070006


Page 22 of 22

Photographs of EUT

Measurement of Radiated Emission Test Set Up (9kHz to 30MHz)



Measurement of Radiated Emission Test Set Up (30MHz to 1000MHz)



******* End of Test Report *******

Conditions of Issuance of Test Reports

1. All samples and goods are accepted by The Hong Kong Standards & Testing Centre Limited (the “Company”) solely for testing and reporting in accordance with the following terms and conditions. The Company provides its services on the basis that such terms and conditions constitute express agreement between the Company and any person, firm or company requesting its services (the “Clients”).
2. Any report issued by the Company as a result of this application for testing service (the “Report”) shall be issued in confidence to the Clients and the Report will be strictly treated as such by the Company. It may not be reproduced either in its entirety or in part and it may not be used for advertising or other unauthorized purposes without the written consent of the Company. The Clients to whom the Report is issued may, however, show or send it, or a certified copy thereof prepared by the Company to his customer, supplier or other persons directly concerned. Subject to clause 3, the Company will not, without the consent of the Clients, enter into any discussion or correspondence with any third party concerning the contents of the Report, unless required by the relevant governmental authorities, laws or court orders.
3. The Company shall be at liberty to disclose the testing-related documents and/or files anytime to any third-party accreditation and/or recognition bodies for audit or other related purposes. No liabilities whatsoever shall attach to the Company's act of disclosure.
4. The Company shall not be called or be liable to be called to give evidence or testimony on the Report in a court of law without its prior written consent, unless required by the relevant governmental authorities, laws or court orders.
5. The results in Report apply only to the sample as received and do not apply to the bulk, unless the sampling has been carried out by the Company and is stated as such in the Report.
6. When a statement of conformity to a specification or standard is provided, the ILAC-G8 Guidance document (and/or IEC Guide 115 in the electrotechnical sector) will be adopted as a decision rule for the determination of conformity unless it is inherent in the requested specification or standard, or otherwise specified in the Report.
7. In the event of the improper use the report as determined by the Company, the Company reserves the right to withdraw it, and to adopt any other additional remedies which may be appropriate.
8. Sample submitted for testing are accepted on the understanding that the Report issued cannot form the basis of, or be the instrument for, any legal action against the Company.
9. The Company will not be liable for or accept responsibility for any loss or damage howsoever arising from the use of information contained in any of its Reports or in any communication whatsoever about its said tests or investigations.
10. Clients wishing to use the Report in court proceedings or arbitration shall inform the Company to that effect prior to submitting the sample for testing.
11. Subject to the variable length of retention time for test data and report stored hereinto as to otherwise specifically required by individual accreditation authorities, the Company will only keep the supporting test data and information of this test report for a period of three years. The data and information will be disposed of after the aforementioned retention period has elapsed. Under no circumstances shall we provide any data and information which has been disposed of after the retention period. Under no circumstances shall we be liable for damages of any kind, including (but not limited to) compensatory damages, lost profits, lost data, or any form of special, incidental, indirect, consequential or punitive damages of any kind, whether based on breach of contract of warranty, tort (including negligence), product liability or otherwise, even if we are informed in advance of the possibility of such damages.
12. Issuance records of the Report are available on the internet at www.stc.group. Further enquiry of validity or verification of the Reports should be addressed to the Company.