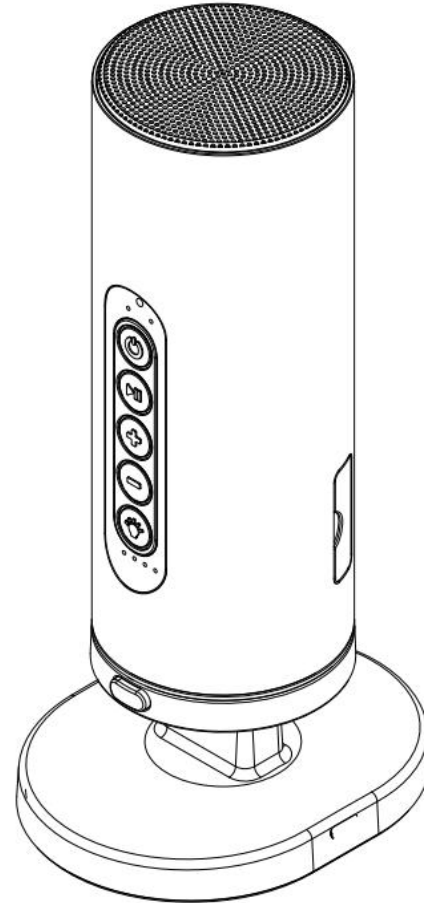


BLUETOOTH SPEAKER

LWB0501A

USER MANUAL



LAIWIN

Trademark: LAIWIN

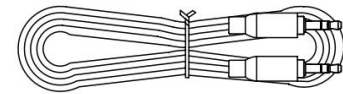
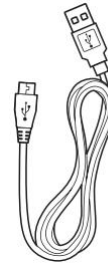
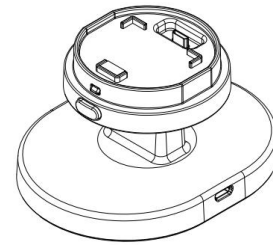
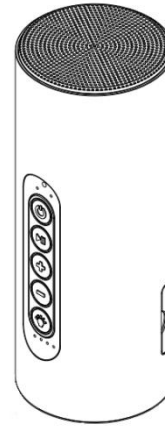
Package Content

1 x Bluetooth Speaker with a base

1 x USB Charging Cable

1 x 3.5mm Audio Cable (Purchase goods)

1 x User Manual



(Purchase goods)

Structure Introduction

1.Speaker

2.Bluetooth speaker with metal unibody

3. 3 type Mode indicator lights

4.Power,Volume,Play,Stop,LED Power Buttons

5.4-stage LED charging indicator

6.Button for disconnect the base and the body

7.Base

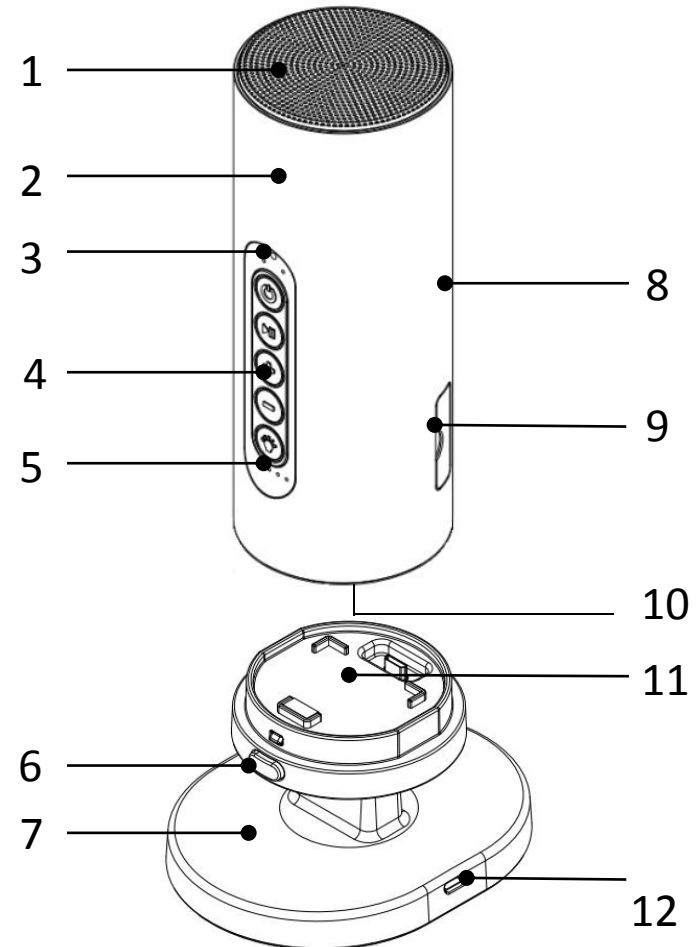
8.LED lamp

9.TF Card & Auxiliary $\Phi 3.5\text{mm}$ jack

10.USB Charging port

11.SD Card Saving place

12.USB Charging port



Specifications






1. SIZE: 147mm*58mm*58mm(BODY)
95mm*76mm*48mm(BASE)
2. WEIGHT: 580g
3. 3W Speaker
4. Lithium Battery 5200mAh
5. Bluetooth 3.0 technology
6. Support 64GB TF memory card
7. Support 3.5mm audio cable
8. 3 type brightness :low/middle/high
9. Input power: DC5V/2A Max

Intro

1. 3 type brightness :low/middle/high , and easy to adjust the angle of the lights when it setting on the base with the Speaker.
2. Support 64GB TF memory card.
3. Support blurtooth connected to paly music.
4. Connect the speaker with your PC, MP3/MP4, player, tablet, Mobile and other playback devices with 3.5mm cable jack by 3.5mm audio cable.

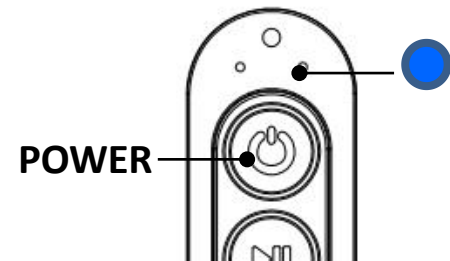
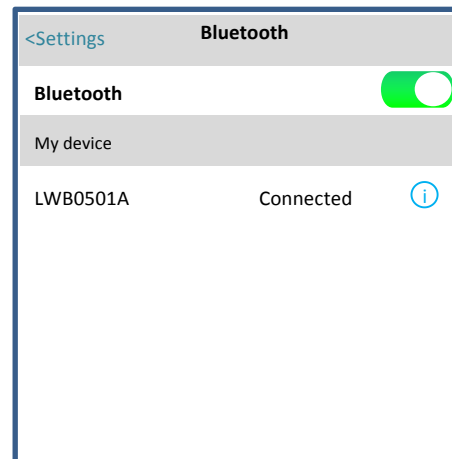


Mode Switch (executes in one single mode)

	Power On - Bluetooth - TF Card - AUX - Power Off	
	Play - Pause	1.5s : Bluetooth parallel connection
	Volume UP	1.5s : Next MP3
	Volume DOWN	1.5s : Previous MP3
	LED 10% - 50% - 100% - Off	

Bluetooth Mode

1. Press the function key to the Bluetooth function.
2. Turn on the phone Bluetooth, search for the name LWB0501A and connect.
3. Play music on your phone.

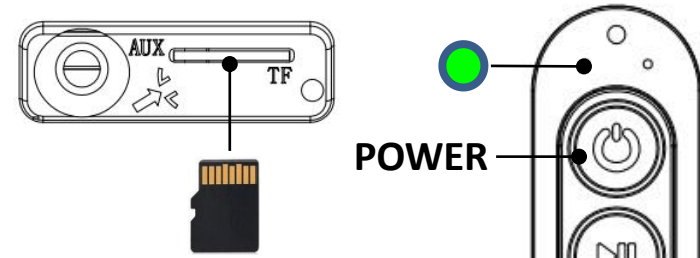


Mode Switch (executes in one single mode)

Touch **POWER** button to toggle play mode among Bluetooth, TF Card and Aux-in connection.

TF card mode:

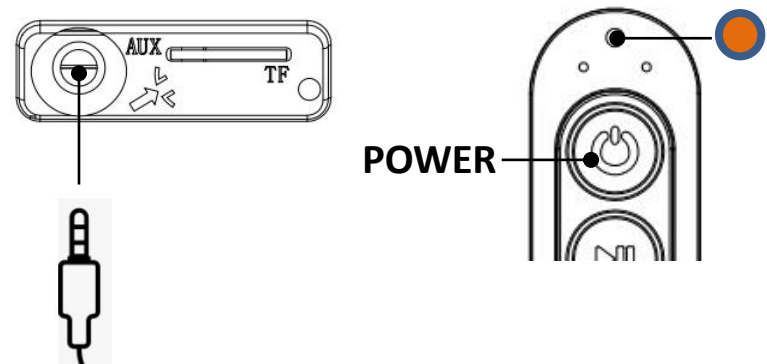
Use it for TF card (with music) playback.



AUX mode

(additional purchase 3.5mm Audio Cable)

Auxiliary $\Phi 3.5\text{mm}$ jack: Use it for cabled playback with compatible devices.

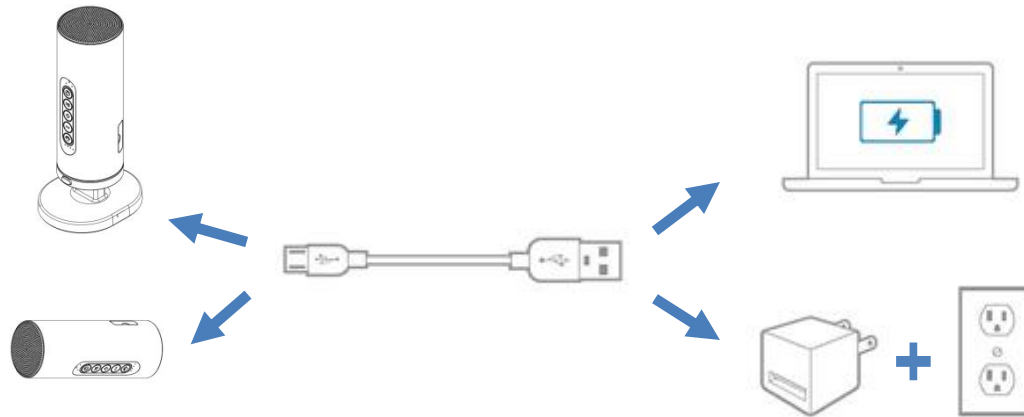


Charging the Bluetooth Speaker

There are **2 way** to charge the Bluetooth Speaker .

1. Connect the USB port on the button of the Bluetooth Speaker with 5V USB cable.
2. Set the Bluetooth Speaker on the base , and connect the USB port on the base with 5V USB cable.

5V@1A(normal) 8-12 hours , 5V@2A (fast) 4-6 hours





- Do not try to destruct the device.
- Avoid exposing your device to very cold or very hot temperatures.
- Use this product only for its intended use as described in this manual. Do not use attachments not recommended by Laiwin.
- Do not expose this product to rain or moisture
- Keep your device and all accessories out of the reach of small children

※根據 NCC 低功率電波輻射性電機管理辦法規定：

第十二條 經型式認證合格之低功率射頻電機，非經許可，公司、商號或使用者均不得擅自變更頻率、加大功率或變更原設計之特性及功能。**第十四條** 低功率射頻電機之使用不得影響飛航安全及干擾合法通信；經發現有干擾現象時，應立即停用，並改善至無干擾時方得繼續使用。前項合法通信，指依電信法規定作業之無線電通信。低功率射頻電機須忍受合法通信或工業、科學及醫療用電波輻射性電機設備之干擾。減少電磁波影響，請妥適使用。

設備名稱:音悅藍牙搖擺音響				型號：LWB0501A		
Equipmentname：BLUETOOTH SPEAKER				Type：LWB0501A		
單元	限用物質及其化學符號 Restricted substances and chemical symbols					
	鉛	汞	鎘	六價鎘	多溴聯苯	多溴二苯醚
	Lead (Pb)	Mercury (Hg)	Cadmium (Cd)	(Cr ⁺⁶)	(PBB)	(PBDE)
外殼	○	○	○	○	○	○
電路板	○	○	○	○	○	○
喇叭	○	○	○	○	○	○
線材	○	○	○	○	○	○
USB孔	○	○	○	○	○	○

備註1：“超出0.1wt %”及“超出0.01wt %”係指限用物質之百分比含量超出百分比含量基準值。

備註2："○"係指該項限用物質之百分比含量未超出百分比含量基準值。

備註3：“-”係指該項限用物質為排除項目。

Note1 : "Exceeding 0.1 wt %" and " exceeding 0.01 wt %" indicate that the percentage content of the restricted substance exceeds the reference percentage value of presence condition.

Note2: "○" indicates that the percentage content of the restricted substance does not exceed the percentage of reference value of presence.

Note3 : "-" indicates that the restricted substance corresponds to the exemption.

FEDERAL COMMUNICATIONS COMMISSION INTERFERENCE STATEMENT

This equipment has been tested and found to comply with the limits for a Class B digital device, pursuant to part 15 of the FCC Rules. These limits are designed to provide reasonable protection against harmful interference in a residential installation. This equipment generates, uses and can radiate radio frequency energy and, if not installed and used in accordance with the instructions, may cause harmful interference to radio communications. However, there is no guarantee that interference will not occur in a particular installation. If this equipment does cause harmful interference to radio or television reception, which can be determined by turning the equipment off and on, the user is encouraged to try to correct the interference by one or more of the following measures:

- Reorient or relocate the receiving antenna.
- Increase the separation between the equipment and receiver.
- Connect the equipment into an outlet on a circuit different from that to which the receiver is connected.
- Consult the dealer or an experienced radio/ TV technician for help.

CAUTION:

Any changes or modifications not expressly approved by the grantee of this device could void the user's authority to operate the equipment.

This device complies with Part 15 of the FCC Rules. Operation is subject to the following two conditions:

- (1) this device may not cause harmful interference, and
- (2) this device must accept any interference received, including interference that may cause undesired operation.

RF exposure warning

The equipment complies with FCC RF exposure limits set forth for an uncontrolled environment.

The equipment must not be co-located or operating in conjunction with any other antenna or transmitter.