材质：80G书纸+胶装
尺寸：86*98mm

简中

封底

www.1more.com

制造商：万魔声学科技有限公司
地址：深圳市南山区桃源街道田寮工业 A 区田寮大厦 1403
服务热线：400-992-0909
Manufacturer: Tiinlab Acoustic Technology Limited
Add: Tianliao Building 1403, Zone A Tianliao Industrial Park,
Taoyuan Str., Nanshan Dist., Shenzhen, P.R. China
Made in China

CMIIT ID:2020DP4858 IC: 24662-ESS3001T FCC ID: 2ASDIESS3001T

封面

ESS3001T

1MORE

1MORE ComfoBuds 舒适豆真无线耳机 用户指南
1MORE ComfoBuds True Wireless Headphones User Guide

SC

包装内容

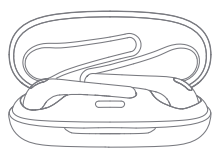

耳机 × 1 副
充电盒 × 1

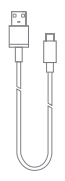

Type-C 充电线 × 1

耳机佩戴

SC

开、关机

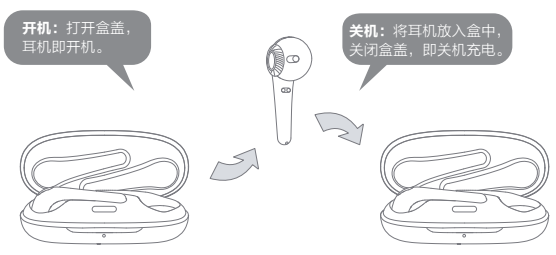

*** 上述功能适用于单、双模式使用时的任一耳机。**

左、右耳机配对

SC

耳机与蓝牙设备配对连接

1. 首次连接，开机后即进入搜索配对。如 3 分钟后无法正常连接，耳机将关机。
2. 已连接过设备的耳机，将自动与该设备进行蓝牙配对。
3. 耳机与新设备连接：非通话状态下，长按配对按钮 3 秒，选择新设备名，即可与新设备进行配对连接。

*** 上述功能适用于单、双模式使用时的任一耳机。**

充电

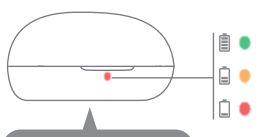

使用 Type-C 充电线充电，一次充满需约 80 分钟。

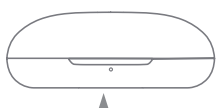

使用充电盒给耳机充电，一次充满需约 85 分钟。

SC

电量提示

敲击控制

敲击耳机表面可操控通话和播放功能。

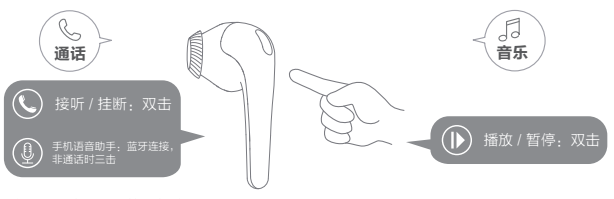

* 拒接电话，请在手机等设备端进行操作。
* 选曲及音量调节，可通过 1MORE MUSIC APP 进行设置或在手机等设备端进行操作。
* 上述功能适用于单、双模式使用时的任一耳机。
* 以上功能定义因设备不同可能略有差异。

SC

自动暂停 / 播放功能

播放时取下耳机，将自动暂停；戴上后，继续播放。
1MORE Music APP 可关闭“自动播放”功能。

其它功能

1. 如开机时，左、右耳机无法正常配对，打开盒盖，3 连击配对按钮，进入强制配对。
2. 清除手机连接记录：
   将左、右耳机放入充电盒中，长按配对按钮 8 秒，强制清除手机连接记录。
3. OTA 固件升级：左、右耳机蓝牙连接时，可直接在 1MORE MUSIC APP 上同步升级。

* 1MORE MUSIC APP 的所有功能，在不同手机及操作系统上使用或有不同，请联系客服了解更多详情。

SC

售后产品保修说明

1MORE ComfoBuds 舒适豆真无线耳机产品售后服务严格依照《中华人民共和国消费者权益保护法》、《中华人民共和国产品质量法》实行产品售后服务，服务内容如下：
在产品自购买之日起一年的免费保修期内，您可以依照本规定享受退货、换货、维修的权利，修理、换货、退货应当凭相关订单号或发票办理。
1. 7 日无理由的退货（电商渠道），由用户承担物流费用；
2. 免费维修或以换代修的产品的保修期仍然按原始产品的购买日期计算一年免费保修期。
3. 本产品出现《产品性能故障表》所列性能故障的情况，经检测确定后，可以免费享受如下服务。

服务类型	服务政策
退货	自签收次日起 7 天内产品质量原因退货
换货	自签收次日起 15 天内产品质量原因换货
维修	自签收次日起 1 年内产品质量原因维修

产品性能故障表

名称	性能故障
1MORE ComfoBuds 舒适豆真无线耳机	蓝牙耳机听不到声音 通话过程中，对方听不到声音 无法为蓝牙耳机充电

非保修条例

1. 未经授权的维修、误用、碰撞、疏忽、滥用、进液、事故、改动、不正确的使用非本产品配件，或撕毁、涂改标贴、防伪标记；
2. 已超过一年保修期；
3. 因不可抗力造成的损坏；
4. 不符合《产品性能故障表》所列性能故障的情况；
5. 因人为原因导致本产品及其配件产生《产品性能故障表》所列性能故障；
6. 产品附送的任何配件或赠品。

更多服务可登录 1MORE 官方网站 www.1more.com 点击“服务”项
或咨询服务热线：400-992-0909

环保支持

产品中有害物质的名称及含量

部件名称	有害物质					
	铅 (Pb)	汞 (Hg)	镉 (Cd)	六价铬 (CrVI)	多溴联苯 (PBB)	多溴二苯醚 (PBDE)
耳机外壳	○	○	○	○	○	○
电路板及组件	×	○	○	○	○	○
电池	×	○	○	○	○	○
耳套	○	○	○	○	○	○
配件	○	○	○	○	○	○
充电线	×	○	○	○	○	○

SC

本表格依据 SJ/T 11364 的规定编制。
○:表示该有害物质在该部件所有均质材料中的含量 GB/T 26572 规定的限量要求以下。
×:表示该有害物质至少在该部件的某一均质材料中的含量超出 GB/T 26572 规定的限量要求。

提示

1. 使用产品前请仔细阅读本使用说明书并请妥善保管；
2. 首次使用，请先将本产品充满电；
3. 如果产品长期（超过 3 个月）不使用，请对其充电；
4. 必须选择正规厂家生产的经过第三方权威机构认证的充电线和电源适配器；
5. 在干燥环境佩戴，静电可能会触到耳朵产生瞬间发麻的感觉，这与产品质量性能无关 。

警告

1. 请勿以任何理由拆除或维修改装耳机，否则可能会导致起火、电子击穿甚至彻底损坏本产品；
2. 请勿将设备置于温度过低或过高（0℃ 以下或 45℃ 以上）的环境中；
3. 请勿在雷暴天气下使用该设备，雷暴可导致设备工作不正常，并增加触电的危险；
4. 请勿用油及其它挥发性液体擦拭本产品；
5. 请勿连续长时间佩戴耳机（超过 6 小时），尤其不要长时间开最大音量听耳机；
6. 请勿在骑车或开车的状态下佩戴耳机，因为这种行为在某些国家属于违法行为；
7. 6 岁以下儿童请在成人监护下使用耳机；
8. 本产品内含锂电池，禁止拆解、撞击、挤压或投入火中。若出现鼓胀，请勿使用。请勿置于高温环境中。

SC

FAQ

1. 耳机无法开机，该如何解决?
   请确认耳机有电，若耳机没有电，请充电 30 分钟以上再开机。
2. 耳机与手机蓝牙无法正常连接，连接时间长，该如何解决?
   1）如左、右耳机无法配对、仅一个耳机可与手机连接时，可将左、右耳机放入盒中，快速 3 击配对按钮，选择设备名，耳机即可与手机连接。
   2）如需与新手机连接，开机且非通话状态下，将左、右耳机放回盒内，长按配对按钮 3 秒，选择新设备名，耳机将与新手机进行蓝牙配对。
3. 安卓系统手机连接耳机成功后，无法听到音乐，该如何解决?
   在耳机与手机连接成功后，点击所连接设备名称右边的图标，进入后确保“媒体音频”选项已被开启。
4. 在安卓系统手机连接耳机成功后，无法通话，该如何解决?
   在耳机与手机连接成功后，点击所连接设备名称右边的图标，进入后确保“手机音频”选项已被开启。
5. 蓝牙连接不稳定，出现断续情况，该如何解决?
   1）请尽量缩短设备与耳机之间的距离，避开实体障碍物；
   2）请远离强干扰源环境（Wi-Fi / GPRS 等）；
   3）请确保手机天线不被遮挡。
6. 使用第三方音乐播放软件时，为什么部分按键功能与说明书定义不一致?
   1）手机软件与第三方软件因定义不同而导致耳机按键功能有差异；
   2）建议使用品牌手机系统自带音乐播放器。
7. 调节耳机音量加按键到最大后，声音仍偏小，该如何解决?
   在不同的手机操作系统内（如安卓），耳机音量加减功能与手机音量加减功能是独立操作状态，请根据您的具体需求，分别调节手机及耳机的音量。

*** 更多更细节的产品实际使用问题解析，请登录 1MORE 官方网站“技术支持”项进行查询。**

SC

扫描、关注 1MORE 官方微信公众号

欢迎访问 1MORE 社区：bbs.1more.com
登录 www.1more.com，注册成为 1MORE 会员，更多精彩在等你。

型号：ESS3001T
耳机重量（单个）：3.8 克
充电盒重量：28.9 克
整机重量：36.5 克
耳机尺寸：39.2 × 17.9 × 18.7 mm
充电盒尺寸：68.7 × 30 × 25 mm
喇叭阻抗：30Ω
通讯距离：10 米
耳机电池容量（单个）：35 mAh
充电盒电池容量：410 mAh
耳机充电时间：85 分钟
充电盒充电时间：80 分钟

使用时长
* 耳机满电状态
音乐播放：4 小时*
* 耳机满电 + 充电盒满电状态
音乐播放：18 小时*
蓝牙规范：Bluetooth® 5.0
蓝牙协议：HFP / A2DP / AVRCP
输入：5V⎓0.5A
工作温度：0 ℃ ~ 45 ℃
频率波段：2.400 GHz ~ 2.4835 GHz

规格参数为实验室测试数据。
* 播放时长为 AAC 格式、50% 音量条件下的实验室测算数据，依设备设置、环境、使用情况及诸多其他因素可能有所差异。

制造商：万魔声学科技有限公司
地址：深圳市南山区桃源街道田寮工业 A 区田寮大厦 1403
执行标准：GB8898

英文

EN

In The Box

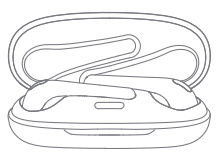

Headphones × 1 Pair
Charging Case

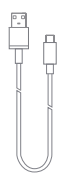

Type-C Charging Cable × 1

Placement

EN

Power

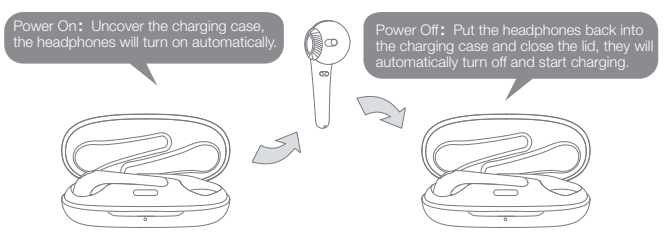

* Above functions are available for either earbud in individual or Stereo mode.

Headphones Pairing

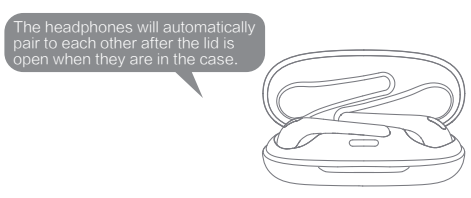

EN

Bluetooth Pairing To The Device

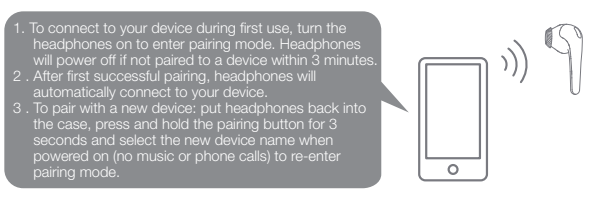

* Above functions are available for either earbud in individual or Stereo mode.

Charging Methods

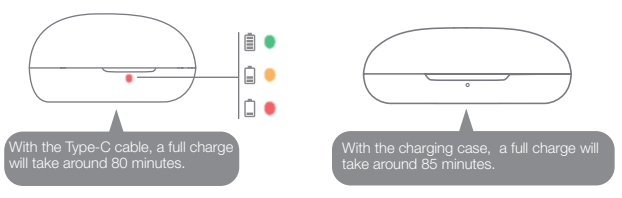

EN

Battery Notification

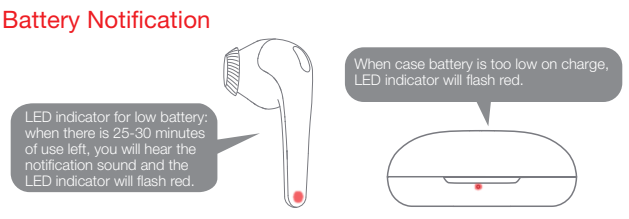

Tap Controls

Phone calls and music can be controlled by tapping the outside of the earbuds.

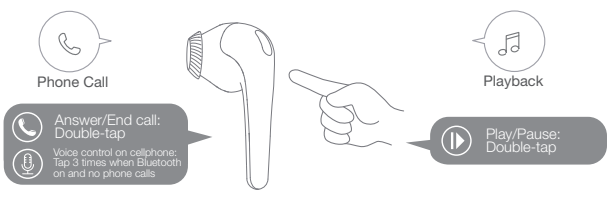

* To decline a call, please operate on paired mobile phone.
* To change a song or control volume, please set up on 1MORE MUSIC APP or operate on paired mobile phone or device.
* Above functions are available for either earbud in individual or Stereo mode.
* Above functions may vary with different devices.

EN

Smart Playback

To stop playback intuitively when taking out your headphones, and to resumes playback when putting them back in.
To turn off Auto-Play connect the headphones to the 1MORE MUSIC APP.



Extra Functions

1. If the headphones cannot pair normally when powered on, open the case and quickly click the pairing button 3 times to reset the Left & Right pairing process.
2. To unpair the cellphone:
   Put both L & R into the case, and then press and hold the pairing button for 8 seconds.
3. OTA Firmware Update: can be done synchronously with 1MORE MUSIC APP when Left and Right headphones Bluetooth paired to each other.

* Functions of 1MORE MUSIC APP may vary with different cellphones or operating systems. For more details, please contact our customer service.

EN

1MORE (1) Year Limited Warranty

1MORE warrants to the original retail purchaser that this product is to be free from defective materials and workmanship for a period of one year from the date of purchase if it is properly used and maintained. If this product proves defective in either material or workmanship, 1MORE, at its option, will (a) repair the product with new or refurbished parts, or (b) replace the product with an equivalent new or refurbished product, at no charge for parts or labor. If the product model is no longer available and cannot be repaired effectively or replaced with an identical model, 1MORE at its sole option may replace the unit with a current model of equal or greater value. In some cases, modification to the mounting surface may be required where a new model is substituted. 1MORE assumes no responsibility or liability for such modification. TO OBTAIN A REPAIR OR REPLACEMENT UNDER THE TERMS OF THIS WARRANTY, PLEASE RETURN TO THE ORIGINAL DEALER FIRST AND THE ORIGINAL DEALER SHALL REPAIR THE PRODUCT WITH NEW OR REFURBISHED PARTS OR REPLACE THE PRODUCT WITH AN EQUIVALENT NEW OR REFURBISHED PRODUCT.
You will be required to submit a proof of purchasing details, including but not limited to a receipt or sales invoice.
Return shipping for exchanges/repairs is the sole responsibility of the original retail purchaser.

Limitations:

- This limited warranty does not cover the failure of the product resulting from improper installation, misuse, abuse, accident, neglect, mishandling, or wear from ordinary use or environmental deterioration.
- This limited warranty does not cover cosmetic damage, including paint damage, or consequential damage to other components or premises which may result for any reason from the failure of the product.
- This limited warranty is null and void for products not used in accordance with 1MORE's instructions.
- This limited warranty is null and void for products with altered or missing serial numbers and for products not purchased from an AUTHORIZED dealer.
- This limited warranty terminates if you sell or otherwise transfer this product to another party.

EN

We Appreciate Your Business

We know you will enjoy new 1MORE headphones as much as we do. At 1MORE, we value your satisfaction. If you would like more details on this product or any of our other products, please visit us online by scanning the QR code. Go to www.1more.com and sign up for VIP, and 1MORE will treat you like one.

Tips

1. Please read this instruction manual carefully and retain for future reference.
2. Please fully charge the battery before first use.
3. If the headphones have been unused for more than 3 months, we recommend that you charge them. This will improve battery capacity.
4. Only use charging cables and adapters that are FCC (Federal Communications Commission) approved.
5. In dry environments, static electricity may numb your ear. This is not related to the quality of the product.

Safety Information

1. Never disassemble the headphones. There are no user-serviceable parts inside.
2. Do not expose the headphones to temperatures below 32 °F (0 °C) or to temperatures above 113 °F (45 °C).
3. Do not use the headphones in a thunderstorm storm. This could prevent the headphones from working properly, and also increase your chance of being electrically shocked.
4. Do not use oil or any volatile liquid to clean this product.
5. Do not listen at high volumes for extended periods of time.
6. Do not use the headphones in traffic. Do not use the headphones any time it would be dangerous to be unaware of noises around you.
7. Adult supervision is required for children of age 6 and under.

EN

FAQ

1. Why the headphones cannot be turned on?
   Check if your headphones have enough battery life. If not, please charge them for at least 30 minutes.
2. Why the headphones cannot connect to my cellphone, or take a long time to connect?
   1) If the earbuds cannot pair to one another, and only one earbud will pair with your cellphone, then put both buds back into the charging case and quickly press the pairing button 3 times, click the device name, they should now pair correctly to the phone.
   2) To pair the earbuds to a new cellphone, simply place them into the charging case and depress the pairing button for 3 seconds. Then click the new device name and pair with the new cellphone.
3. Why the headphones cannot play music after successfully connecting to my Android device?
   After pairing successfully, on the Bluetooth menu of your device, tap the icon on the right of your device name and make sure the "Media Audio" option is on.
4. Why there is no sound from the headphones while making phone calls after successfully connecting to my Android device?
   After pairing successfully, on the Bluetooth menu of your device, tap the icon on the right of your device name and make sure the "Phone Audio" option is on.
5. Why the Bluetooth connection is not stable and causes some interruptions?
   1) Try shortening the distance between your headphones and device. Avoid solid barriers in between.
   2) Please keep away from strong interference sources, such as Wi-Fi and GPRS.
   3) Please make sure the Bluetooth antenna of your device is not blocked.
6. Why some control functions do not match those in the manual while using third party music/video player Apps?
   Your operating system and the third party music/video player apps may have different settings for the in-line remote control functions. We recommend that you use the music/video player apps that your device has originally provided.
7. I turned the headphoens up to the maximum volume, but why the actual volume still sounds low?
   In different operating systems, especially some Android systems, the headphones and your device have separate volume control systems. Please adjust the volume controls on both the device and the headphones according to your preference.

*** For more detailed product FAQs, please visit the product support section under www.1more.com**

EN

WEEE

Electrical and electronic equipment, parts and batteries marked with this symbol must not be disposed of with normal household wastage, it must be collected and disposed of separately to protect the environment.
Your 1MORE retailer will advise you of the correct way of disposal in your country.

Safety Caution

Do not expose batteries or battery packs to excessive heat such as sunshine, fire or the like.

CE

Declaration of Conformity Hereby, Tiinlab Acoustic Technology Limited declares that the radio equipment type 1MORE ComfoBuds True Wireless In-Ear Headphones of ESS3001T is in compliance with Directive 2014/53/EU. The full text of the EU declaration of conformity is available at the following internet address:www.1more.com

RF exposure information: The device has been evaluated to meet general RF exposure requirement. The device can be used in portable exposure condition without restriction. Radiation Exposure Statement Power is so low that no RF exposure calculation is needed.

Declaration for EU Compliance
Operation Frequency/Max. EIRP: 2402-2480MHz, Max. EIRP is 2.22dBm.

EN

Warning

Replacement of a battery with an incorrect type that can defeat a safeguard (such as catching fire, explosion, leakage of corrosive electrolyte etc);

Disposal of a battery into fire or a hot oven, or mechanically crushing or cutting of a battery, that can result in an explosion;
Leaving a battery in an extremely high temperature surrounding environment that can result in an explosion or the leakage of flammable liquid or gas; and A battery subjected to extremely low air pressure that may result in an explosion or the leakage of flammable liquid or gas.

⎓ The symbol indicates DC voltage.

RECYCLING

This product bears the selective sorting symbol for Waste electrical and electronic equipment (WEEE). This means that this product must be handled pursuant to European directive 2014/53/EU in order to be recycled or dismantled to minimize its impact on the environment.

User has the choice to give his product to a competent recycling organization or to the retailer when he buys a new electrical or electronic equipment.

To prevent possible hearing damage, do not listen at high volume levels for long periods.

EN

FCC

The device has been evaluated to meet general RF exposure requirement, The device can be used in portable exposure condition without restriction. Federal Communication Commission (FCC) Radiation Exposure Statement Power is so low that no RF exposure calculation is needed.
This device complies with part 15 of the FCC rules. Operation is subject to the following two conditions: (1) this device may not cause harmful interference, and (2) this device must accept any interference received, including interference that may cause undesired operation.

NOTE: The manufacturer is not responsible for any radio or TV interference caused by unauthorized modifications or changesto this equipment. Such modifications or changes could void the user's authority to operate the equipment.
NOTE: This equipment has been tested and found to comply with the limits for a Class B digital device, pursuant to part 15 of the FCC Rules. These limits are designed to provide reasonable protection against harmful interference in a residential installation. This equipment generates uses and can radiate radio frequency energy and, if not installed and used in accordance with the instructions, may cause harmful interference to radio communications. However, there is no guarantee that interference will not occur in a particular installation. If this equipment does cause harmful interference to radio or television reception, which can be determined by turning the equipment off and on, the user is encouraged to try to correct the interference by one or more of the following measures:
- Reorient or relocate the receiving antenna.
- Increase the separation between the equipment and receiver.
-Connect the equipment into an outlet on a circuit different from that to which the receiver is connected.
-Consult the dealer or an experienced radio/TV technician for help.

EN

Supplier's Declaration of Conformity
47 CFR § 2.1077 Compliance Information
Unique Identifier:
Trade Name: 1MORE
Model No.: ESS3001T
Responsible Party – U.S. Contact Information
1MORE USA, Inc.
Address: 10225 Barnes Canyon Road, Suite A202, San Diego, California, 92121
Tel: 1-855-551-6673
E-Mail: support@1moreusa.com

Complies with IMDA Standards
[199201864D]

EN

IC Statement
This device complies with Industry Canada license-exempt RSS standard(s).
Operation is subject to the following two conditions:
(1) this device may not cause interference, and (2) this device must accept any interference, including interference that may cause undesired operation of the device.
Cet appareil est conforme avec Industrie Canada RSS exemptes de licence standard(s).
Son fonctionnement est soumis aux deux conditions suivantes:
(1) cet appareil ne peut pas provoquer d'interférences, et (2) cet appareil doit accepter toute interférence, y compris celles pouvant causer un mauvais fonctionnement de l'appareil.
This Class B digital apparatus complies with Canadian ICES-003.
Cet appareil numérique de la classe B est conforme à la norme NMB-003 du Canada.

Radiation Exposure Statement:
The product comply with the Canada portable RF exposure limit set forth for an uncontrolled environment and are safe for intended operation as described in this manual. The further RF exposure reduction can be achieved if the product can be kept as far as possible from the user body or set the device to lower output power if such function is available.

Déclaration d'exposition aux radiations:
Le produit est conforme aux limites d'exposition pour les appareils portables RF pour les Etats-Unis et le Canada établies pour un environnement non contrôlé.
Le produit est sûr pour un fonctionnement tel que décrit dans ce manuel. La réduction aux expositions RF peut être augmentée si l'appareil peut être conservé aussi loin que possible du corps de l'utilisateur ou que le dispositif est réglé sur la puissance de sortie la plus faible si une telle fonction est disponible.

EN

Model: ESS3001T
Headphone Weight (Single): 3.8 g
Case Weight: 28.9 g
Product Weight: 36.5 g
Headphone Size: 39.2 × 17.9 × 18.7 mm
Case Size: 68.7 × 30 × 25 mm
Impedance: 30 Ω
Wireless Range: 10 m
Headphone Battery Capacity (Single): 35 mAh
Case Battery Capacity: 410 mAh
Headphone Charging Time: 85 mins
Case Charging Time: 80 mins

Battery Life
* Headphones fully charged
Playback Time: 4 hours*
* Headphones and case fully charged
Playback Time: 18 hours*
Bluetooth: Bluetooth® 5.0
Bluetooth Protocol: HFP / A2DP / AVRCP
Input: 5V⎓0.5A
Working Temperature: 0 ℃ ~ 45 ℃
Frequency Band: 2.400 GHz ~ 2.4835 GHz

The specifications are acquired from laboratory tested data.
* The playback time, tested under the laboratory condition of AAC format and 50% volume, may vary with different device setting, environments, usage and other factors.

Manufacturer: Tiinlab Acoustic Technology Limited
Address: Tianliao Building 1403, Zone A Tianliao Industrial Park, Taoyuan Str., Nanshan Dist., Shenzhen, P.R. China
Product information can be found at www.1more.com