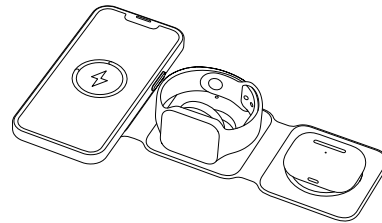




MP750

## Package Includes:

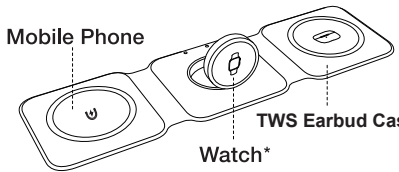
- 3-IN-1 FOLDING CHARGING STATION
- USB-C<sup>®</sup> charging cable \*1
- Manual\*1



## USER MANUAL

## Device Layout:

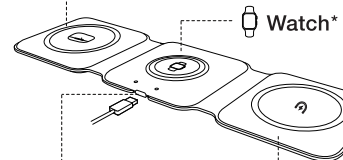
Mobile Phone



TWS Earbud Case

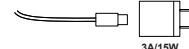
Watch\*

Mobile Phone/TWS Earbud Case  
(TWS 3W)(Mobile phone 5W)



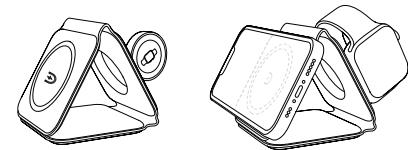
Watch\*

Type-C interface

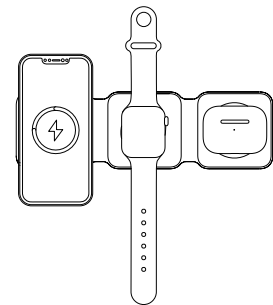


\*compatibility may differ with different brands.

Mobile Phone  
(15W Magnetic  
fast Charging)



## Product Parameter



Product name: 3-IN-1 FOLDING CHARGING STATION  
Material quality: ABS + Silicone  
Dimensions: 247\*74.5\*7.5MM  
Interface: USB-C<sup>®</sup>  
Model No.: MP750  
Input: 9V $\overline{=}$ 3A  
Mobile phone output: 5W/7.5W/10W/15W  
Watch\* output: 2.5W  
TWS Earbud Case: 3W  
FCC ID: 2ASCK-GW50

### NOTE:

1. Charging rates may vary depending on device or power input.
2. Compatibility is subject to differ depending on device and OS
3. The Phone/TWS/Watch\* itself needs supporting wireless charging.

### Steps for usage

- The device is connected to the power supply through the charging cable, and then it can be powered on.
- When charging the mobile phone, place the mobile phone flat in the mobile phone charging area to start charging the mobile phone. After fully charged, simply take off the phone, during the charging process, if you need to terminate the charging, take it directly.
- When charging the Watch\*, place the Watch\* flat in the charging area to start charging the Watch\*. After fully charged, directly remove the Watch\*; During the charging process, if you need to terminate the charging, remove the Watch\* directly.
- When charging the TWS Earbud Case, place the TWS Earbud Case flat in the charging area to start charging. After fully charged, simply remove the TWS Earbud Case; During the charging process, if you need to terminate the charging, remove it directly.

### Special Note:

1. When charging the Watch\*, recommended to use flat and vertical charging at 90 degrees. Do not select 30 degrees as charging may not be possible at this angle.
2. Recommended to use the supplied charging cable for power supply, and not to use the original Phone cable.

Supplier's Declaration of Conformity 47 CFR § 2.1077 Compliance Information  
Model: MP750  
Responsible Party –  
Sentry Industries inc  
One Bridge street, Hillburn, NY 10931  
Tel +1 845 753 2910

### FCC Compliance Statement

This device complies with Part 15 of the FCC Rules. Operation is subject to the following two conditions:

- (1) This device may not cause harmful interference, and (2) this device must accept any interference received, including interference that may cause undesired operation.

"NOTE: This equipment has been tested and found to comply with the limits for a Class B digital device, pursuant to part 15 of the FCC Rules. These limits are designed to provide reasonable protection against harmful interference in a residential installation. This equipment generates, uses and can radiate radio frequency energy and, if not installed and used in accordance with the instructions, may cause harmful interference to radio communications.

However, there is no guarantee that interference will not occur in a particular installation. If this equipment does cause harmful interference to radio or television reception, which can be determined by turning the equipment off and on, the user is encouraged to try to correct the interference by one or more of the following measures:

- Reorient or relocate the receiving antenna.
  - Increase the separation between the equipment and receiver.
  - Connect the equipment into an outlet on a circuit different from that to which the receiver is connected.
  - Consult the dealer or an experienced radio/TV technician for help
- Warning: Changes or modifications to this unit not expressly approved by the party responsible for compliance could void the user's authority to operate the equipment."



This equipment must be installed and operated with a minimum distance of 15 cm between the radiator and user body.

FCC ID : 2ASCK-GW50

### WARNING

- \*CAUTION: To prevent electric shock, use only compatible and certified USB charging devices.
- \*WARNING: To reduce the risk of fire or electric shock, do not expose this apparatus to rain or moisture.
- \*CAUTION: Use of controls or adjustments or performance of procedures other than those specified may damage your device.
- \*WARNING: Changes or modifications to this unit not expressly approved by the party responsible for compliance could void the user's authority to operate the equipment.
- \*WARNING: Always store in a cool dry location.

### Important Safety instructions

1. Read these Instructions.
2. Keep these Instructions.
3. Heed all Warnings.
4. Follow all instructions.
5. Do not use this device near water.
6. Clean only with a dry cloth.
7. Do not block any ventilation openings. Use in accordance with the manufacturer's instructions.
8. Do not charge near any heat sources such as radiators, heat registers, stoves, or other apparatus (including amplifiers) that produce heat.
9. Discontinue use if damaged.

10. Protect the cord from being walked on or pinched particularly at plugs, convenience receptacles, to the point where they exit from the device.
11. Only use attachments/accessories specified by the manufacturer.
12. Unplug this apparatus during lightning storms and when charging is complete.
13. Do NOT charge devices unattended
14. Refer all servicing to qualified service personnel. Servicing is required when the apparatus has been damaged in any way, such as power-supply cord or plug is damaged, liquid has been spilled or objects have fallen into the apparatus, the apparatus has been exposed to rain or moisture, does not operate normally, or has been dropped.

### Charging your device

A USB power adapter with 3A/9V output is required in order for the wireless charging pad to work properly. Only use a USB power adapter with applicable country regulations and international and regional safety standards. Other power adapters may not meet applicable safety standards, and using such adapters could pose a risk of death or injury. Avoid prolonged skin contact with the charging cable and connector when the charging cable is connected to a power source because it may cause discomfort or injury. Avoid charging devices unattended, and unplug when not in use. Sleeping or sitting on the charging cable, wireless pad, or connector should be avoided.

**Choking hazard :** The product, packaging and some of the included accessories may present a choking hazard to small children. Keep these accessories away from small children. The bags themselves or the many small parts they contain may cause choking if ingested. Keep product and packaging away from Children

The Bluetooth<sup>®</sup> word mark and logos are registered trademarks owned by Bluetooth SIG, Inc. and any use of such marks by Sentry Industries Inc is under license. Other trademarks and trade names are those of their respective owners.  
USB Type-C<sup>®</sup> and USB-C<sup>®</sup> are registered trademarks of USB Implementers Forum.

**Limited 90-Day Warranty:** Sentry warrants this product to be free from defects in materials and workmanship for 90 days from the date of original purchase. This warranty does not pertain to damage resulting from accident, abnormal use, misuse or neglect. Any defective product will be replaced if returned to an authorized Sentry dealer or to Sentry directly at: PO Box 885, One Bridge Street, Hillburn, NY 10931. Please enclose a \$5 check for return shipping.

Sentry is a registered trademark of Sentry Industries, Inc.  
All other trademarks are property of their respective owners.