

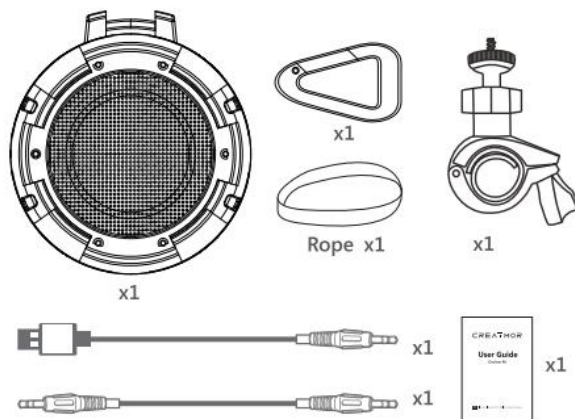
User Guide

Bluetooth speaker

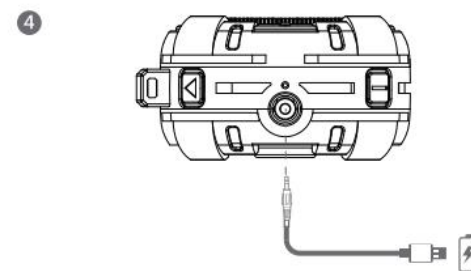
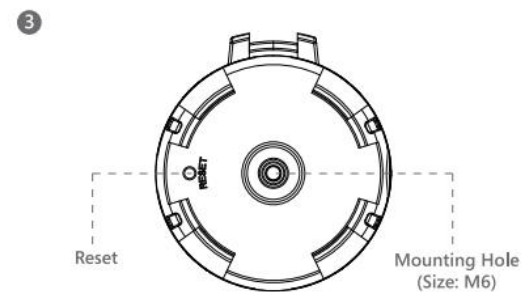
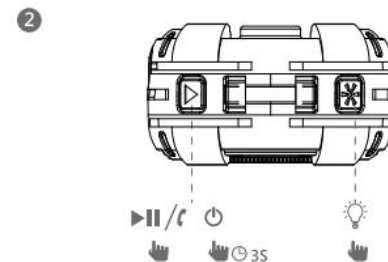
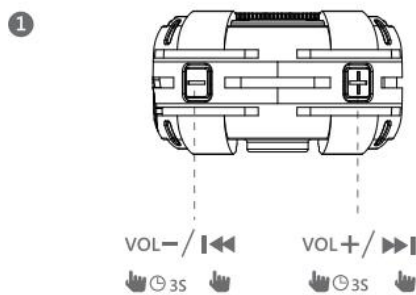
HB688

EN

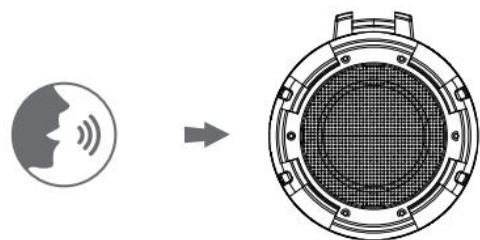
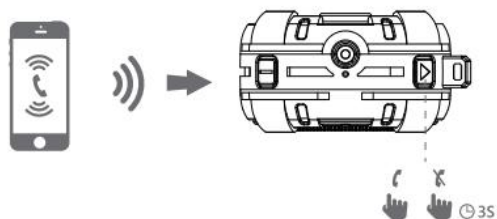
1 What's in the box



2 Operation Interface



4 Speakerphone



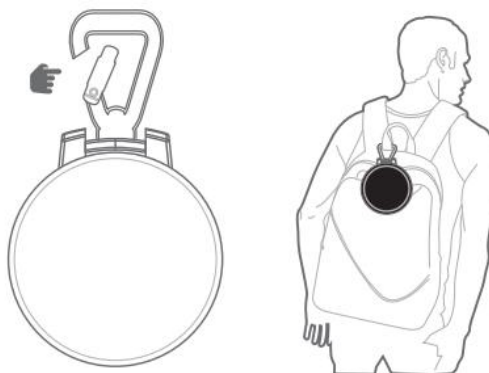
5 LED Indicator

LED Light	Status
Flash Blue Fast	BT Pairing
Solid Blue	BT Paired/Line-in Mode
Flash Blue Slowly	BT Playing
Solid Red	Charging

6 Specifications

Parameters	Index
Bluetooth Version	4.2
Bluetooth Communication Range	10M
Frequency response	100HZ-20KHZ
Output power	5W
Battery	1500mAh
Playing time	12hours
Size	Φ90 mm x 52 mm

7 Carabiner



8 Waterproof

1 IPX8 waterproof

2 Warning



Safety Information:

- Fully charged before using.
- If speaker is damaged, please seek professional consultation, do not repair it by yourself.
- Do not take apart the speaker.
- Keep speaker away from flame.
- Keep out of reach of children.

NOTE:

This device complies with Part 15 of the FCC Rules. Operation is subject to the following two conditions:

- (1) this device may not cause harmful interference, and
- (2) this device must accept any interference received, including interference that may cause undesired operation.

This equipment has been tested and found to comply with the limits for a Class B digital device, pursuant to part 15 of the FCC Rules. These limits are designed to provide reasonable protection against harmful interference in a residential installation. This equipment generates uses and can radiate radio frequency energy and, if not installed and used in accordance with the instructions, may cause harmful interference to radio communications. However, there is no guarantee that interference will not occur in a particular installation. If this equipment does cause harmful interference to radio or television reception, which can be determined by turning the equipment off and on, the user is encouraged to try to correct the interference by one or more of the following measures:

- Reorient or relocate the receiving antenna.
- Increase the separation between the equipment and receiver.
- Connect the equipment into an outlet on a circuit different from that to which the receiver is connected.
- Consult the dealer or an experienced radio/TV technician for help.

Changes or modifications not expressly approved by the party responsible for compliance could

void the user's authority to operate the equipment.