

# USER MANUAL

(Part Name : ASUNBM00 or/and  
ASUNBM01)

## CONTENTS

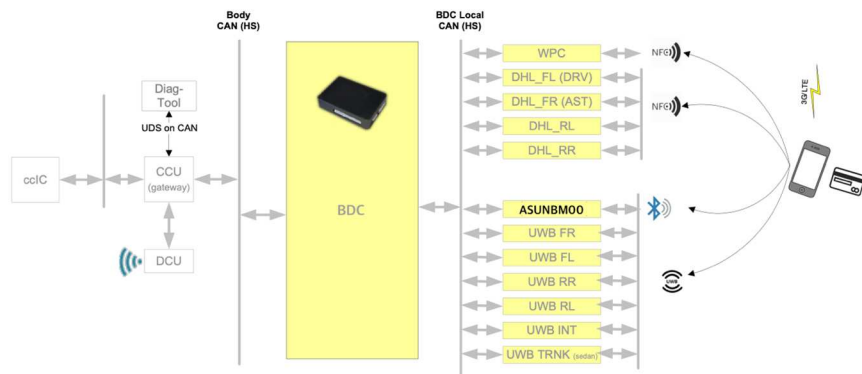
1. Description	-----	2
2. Specification	-----	2
3. Drawing	-----	3
4. Pin map	-----	3
5. Label information	-----	4
6. Install Guide	-----	4

2022. 11. 1

## 1. Description



It is a module that relays wired/wireless communication between the BDC(Body domain controller) installed in the vehicle and the user's mobile phone for the vehicle owner authentication and location detection.

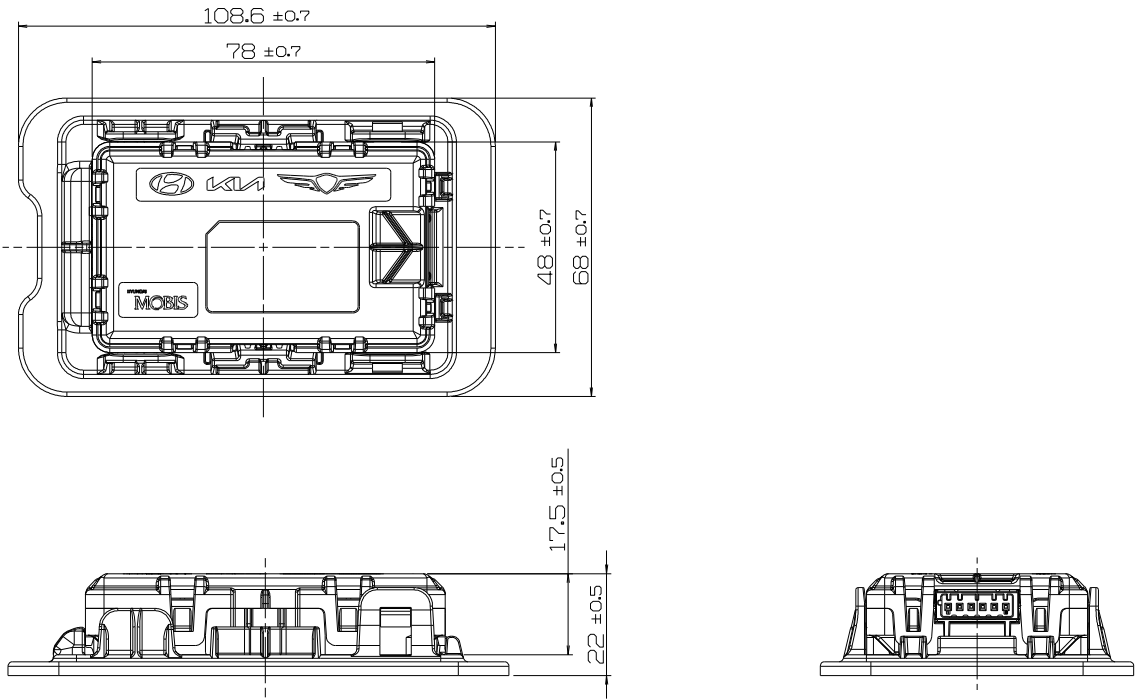


## 2. Specification

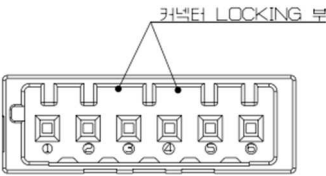
Rated voltage	DC 12V
Operating Voltage	DC 9V~16V
Operating Temp.	-40°C ~ 95°C
Storage Temp.	-40°C ~ 95°C
Idle Current	2.0mA Max
RF Freq.	BLE : 2 402 ~ 2 480 MHz, UWB : 6 240~6 739 MHz, 7 737~8 237 MHz
Max Power(E.I.R.P)*	BLE 5.03 dBm UWB -42.98 dBm/MHz(6 489.6 MHz) -43.10 dBm/MHz(7 987.2 MHz)

\* Max Power(E.I.R.P) is EU measured power.

3. Dimemnsion



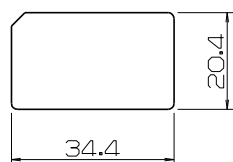
4. PIN MAP



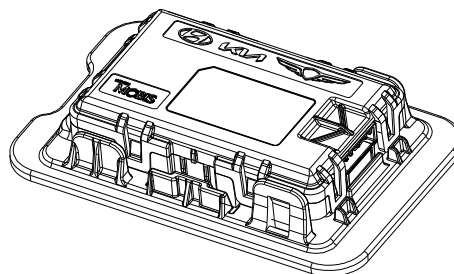
NO.	PIN NAME
1	B+
2	—
3	CAN_L
4	CAN_H
5	—
6	GND

## 5. Label information

LABEL



ISOMETRIC VIEW



- 1 – Part Name
- 2 – Customer Part Number
- 3 – Model name
- 4 – Customer information
- 5 – Date of manufacture + serial number
- 6 – Certification Number
- 7 - Manufacture
- 8 – Origin

## 6. Installation Guide

This product is installed in the headlining position of the car if the user chooses the digital key option when purchasing the vehicle.

---

### FCC warning

This equipment has been tested and found to comply with the limits for a Class B digital device, pursuant to part 15 of the FCC Rules. These limits are designed to provide reasonable protection against harmful interference in a residential installation.

This equipment generates, uses and can radiate radio frequency energy and, if not installed and used in accordance with the instructions, may cause harmful interference to radio communications. However, there is no guarantee that interference will not occur in a particular installation. If this equipment does cause harmful interference to radio or television reception, which can be determined by turning the equipment off and on, the user is encouraged to try to correct the interference by one or more of the following measures:

- Reorient or relocate the receiving antenna.
- Increase the separation between the equipment and receiver.
- Connect the equipment into an outlet on a circuit different from that to which the receiver is connected.
- Consult the dealer or an experienced radio/TV technician for help

Caution: Any changes or modifications to this device not explicitly approved by manufacturer could void your authority to operate this equipment.

This device complies with part 15 of the FCC Rules. Operation is subject to the following two conditions:

(1) This device may not cause harmful interference, and (2) this device must accept any interference received, including interference that may cause undesired operation.

This equipment complies with FCC radiation exposure limits set forth for an uncontrolled environment.

This equipment should be installed and operated with minimum 20 cm between the radiator and your body.

This transmitter must not be collocated or operating in conjunction with any other antenna or transmitter unless authorized to do so by the FCC.

## IC Warning

This device complies with Industry Canada license-exempt RSS standard(s). Operation is subject to the following two conditions : (1) This device may not cause interference; and (2) This device must accept any interference, including interference that may cause undesired operation of the device.

Le présent appareil est conforme aux CNR d'Industrie Canada applicables aux appareils radio exempts de licence. L'exploitation est autorisée aux deux conditions suivantes : (1) l'appareil ne doit pas produire de brouillage, et (2) l'utilisateur de l'appareil doit accepter tout brouillage radioélectrique subi, même si le brouillage est susceptible d'en compromettre le fonctionnement.