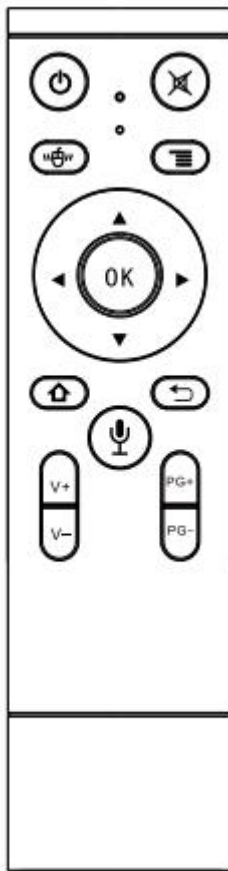

















## Bluetooth voice remote control operation manual

### ©Product diagram



© Bluetooth connection mode After the remote control is powered on, press the  Key +  key at the same time to turn on the Bluetooth connection mode. At this time, the indicator light flashes slowly. The device searches for the Bluetooth name "Bluetooth remote". After clicking the connection success, the indicator light goes out.

### ©Function of the key

Keys	Function
Power(  )	Switch between working and standby status.
Home(  )	Show the home page of smart TV.
MUTE(  )	Turn on/off the sound.
Return(  )	Return to previous page.
Voice (  )	Press and hold the  key to start the voice input function, and release the  key to end the voice input.
MENU (  )	Show the OSD menu.
Cursor keys (     )	Select items or adjust values.
OK	Confirm the operation.
VOL+/-	Turn up /down the volume.
PG+/-	Change program channel.
	Mouse ON/OFF

#### ©Working state instruction

While the controller in the state of working condition, as the key pressed LED light shine, loosen the finger light immediately go out.

#### ©Parameters of the product

Amount ofkey: 16

Control distance:≥10m

Battery distance: AAAx 2

Working Power: Less than 10mA

in the work condition

Standby Power: Microampere,  
almost no power, in line with the

European "Energy Star"

enviromental standard

Material: Plastic and Silicone

Color: Black

Size: 158\*41\*14 MM

Weight: About 47g

Caution: Any changes or modifications to this device not explicitly approved by manufacturer could void your authority to operate this equipment.

This device complies with part 15 of the FCC Rules. Operation is subject to the following two conditions: (1) This device may not cause harmful interference, and (2) this device must accept any interference received, including interference that may cause undesired operation.

This equipment has been tested and found to comply with the limits for a Class B digital device, pursuant to part 15 of the FCC Rules. These limits are designed to provide reasonable protection against harmful interference in a residential installation. This equipment generates, uses and can radiate radio frequency energy and, if not installed and used in accordance with the instructions, may cause harmful interference to radio communications. However, there is no guarantee that interference will not occur in a particular installation. If this equipment does cause harmful interference to radio or television reception, which can be determined by turning the equipment off and on, the user is encouraged to try to correct the interference by one or more of the following measures:

- Reorient or relocate the receiving antenna.
- Increase the separation between the equipment and receiver.
- Connect the equipment into an outlet on a circuit different from that to which the receiver is connected.
- Consult the dealer or an experienced radio/TV technician for help.