



## 1.4MHz/64QAM/Low CH



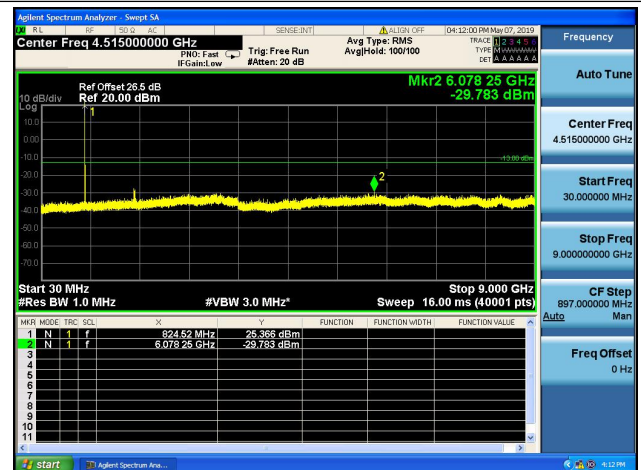
## 1.4MHz/64QAM/MidCH



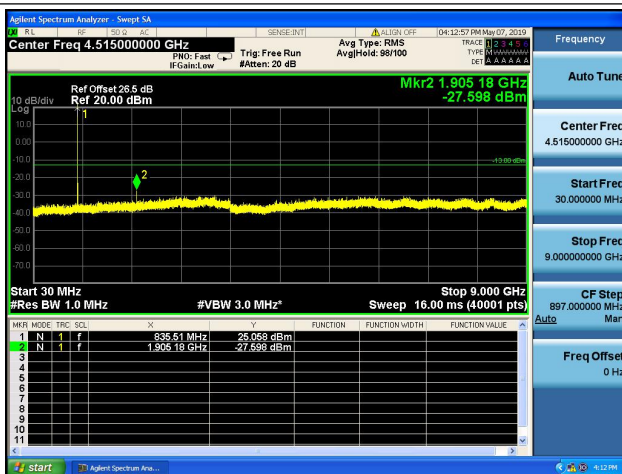
## 1.4MHz/64QAM/HighCH



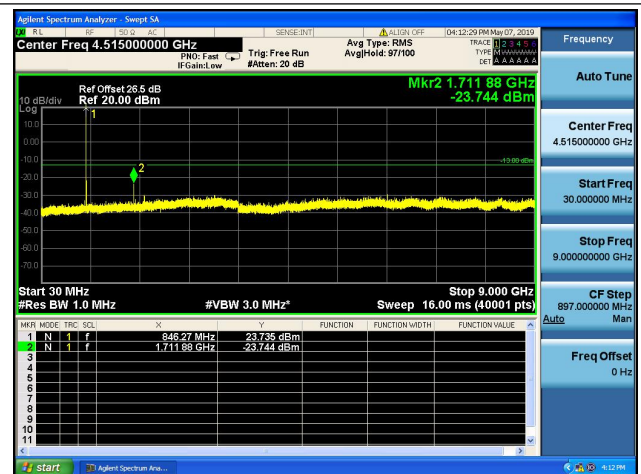
## 3MHz/64QAM/Low CH



## 3MHz/64QAM/MidCH



## 3MHz/64QAM/HighCH

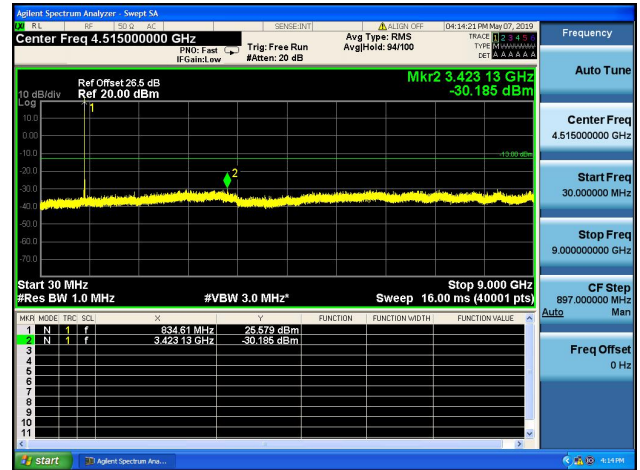




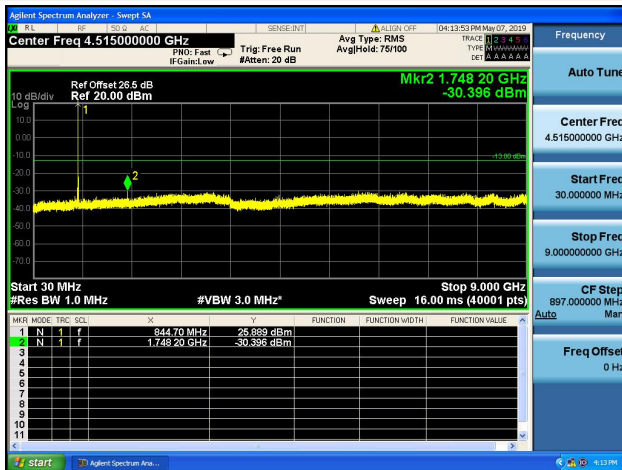
## 5MHz/64QAM/Low CH



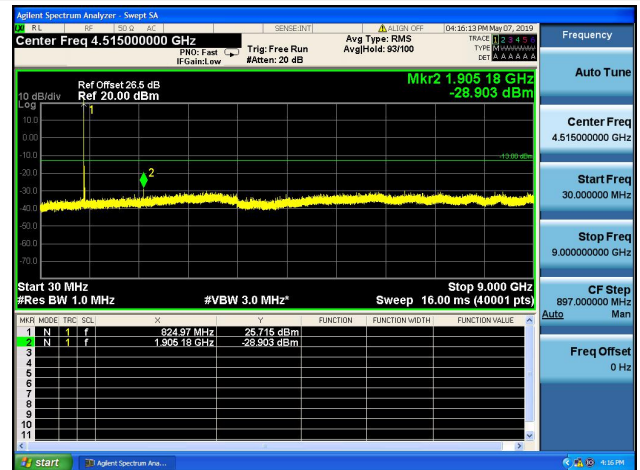
## 5MHz/64QAM/MidCH



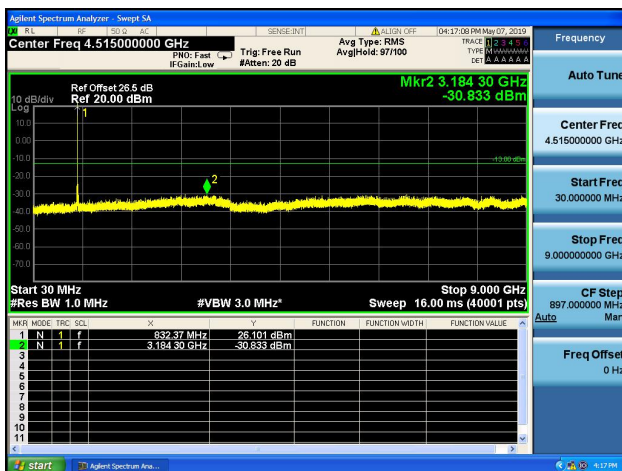
## 5MHz/64QAM/HighCH



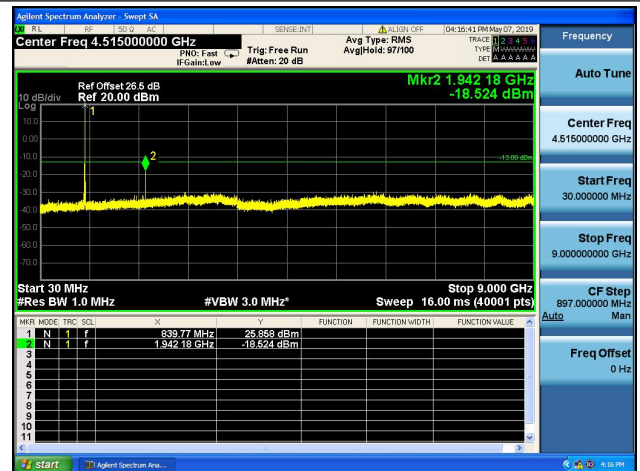
## 10MHz/64QAM/Low CH



## 10MHz/64QAM/MidCH



## 10MHz/64QAM/HighCH





## LTE Band 17CSE

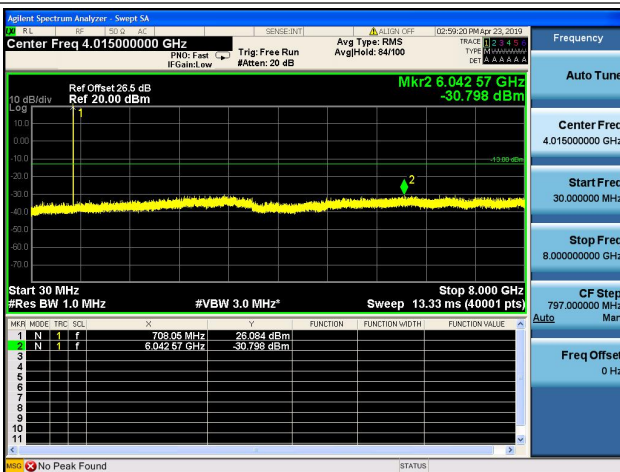
## 5MHz/QPSK/Low CH



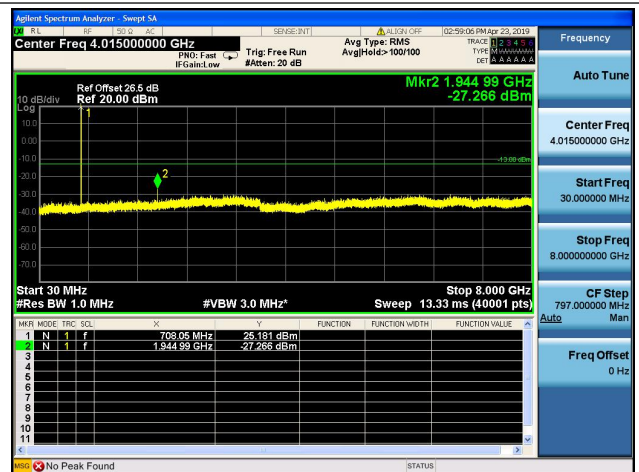
## 5MHz/16QAM/Low CH



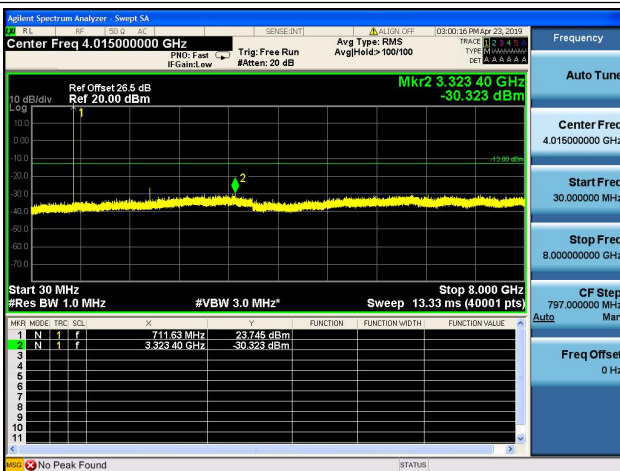
## 5MHz/QPSK/Mid CH



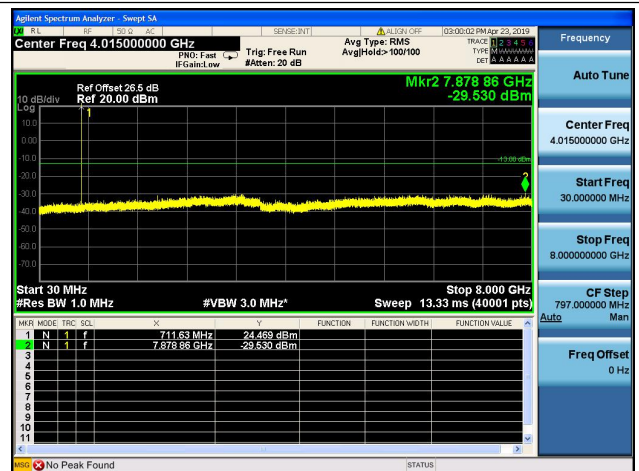
## 5MHz/16QAM/Mid CH



## 5MHz/QPSK/High CH

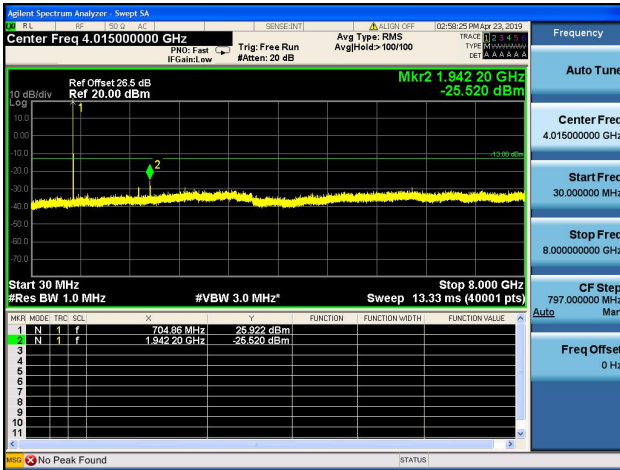


## 5MHz/16QAM/High CH

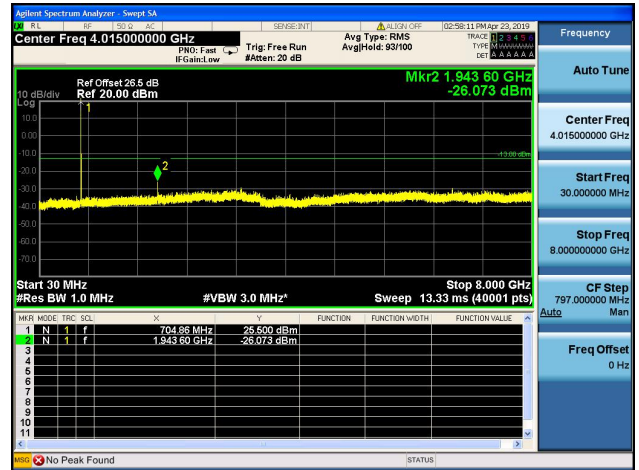




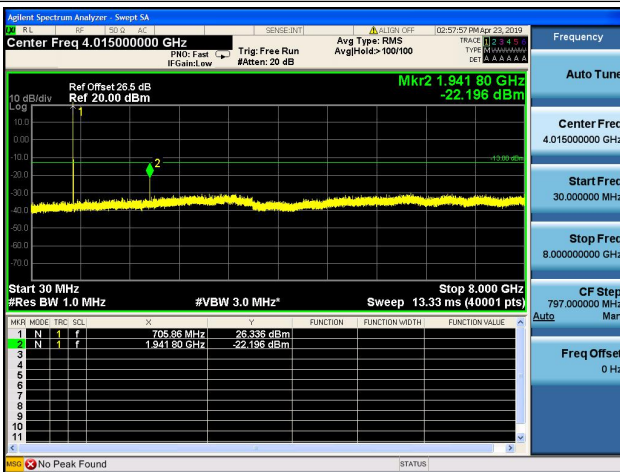
## 10MHz/QPSK/Low CH



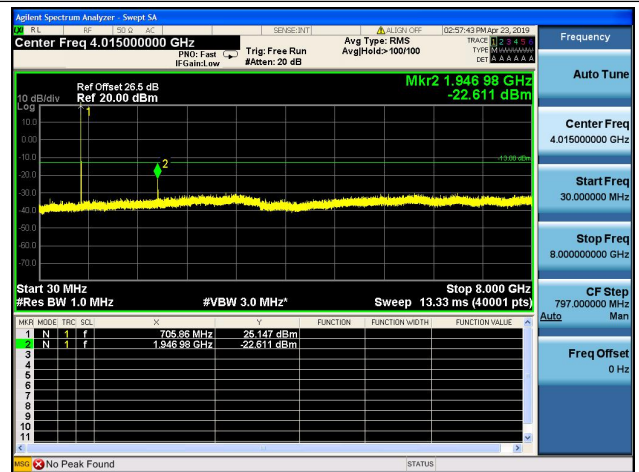
## 10MHz/16QAM/Low CH



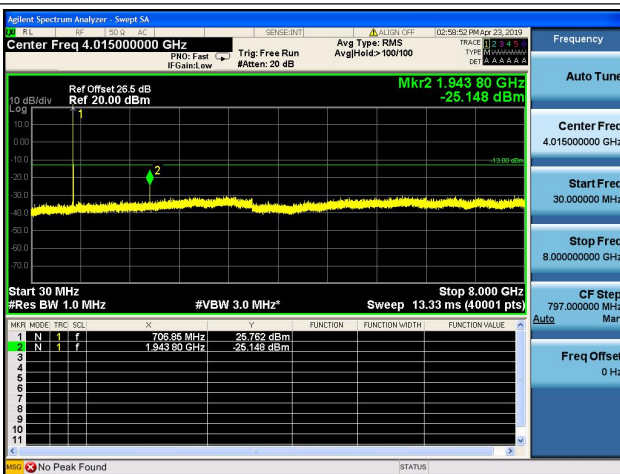
## 10MHz/QPSK/Mid CH



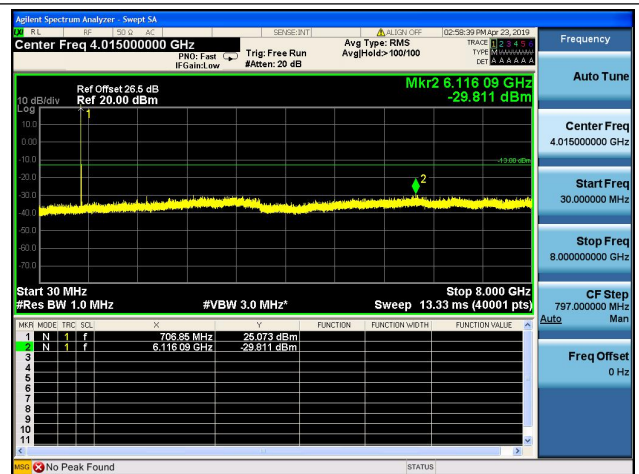
## 10MHz/16QAM/Mid CH



## 10MHz/QPSK/High CH



## 10MHz/16QAM/High CH





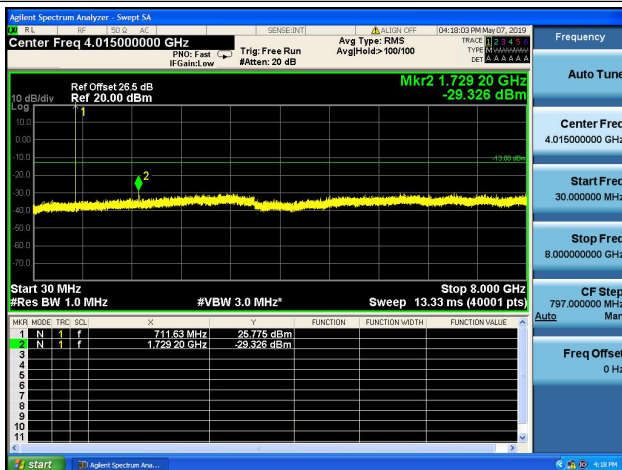
## 5MHz/64QAM/Low CH



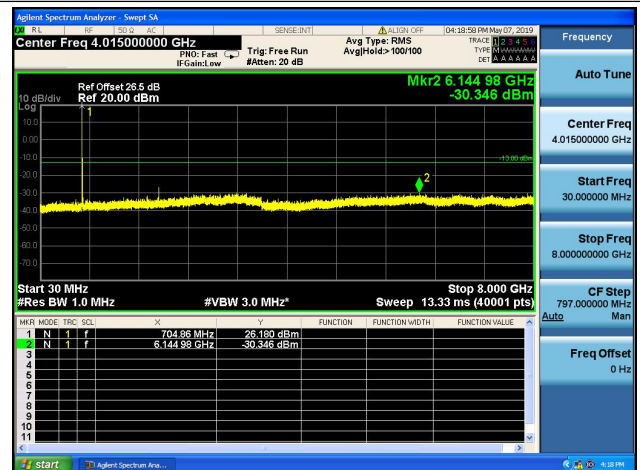
## 5MHz/64QAM/MidCH



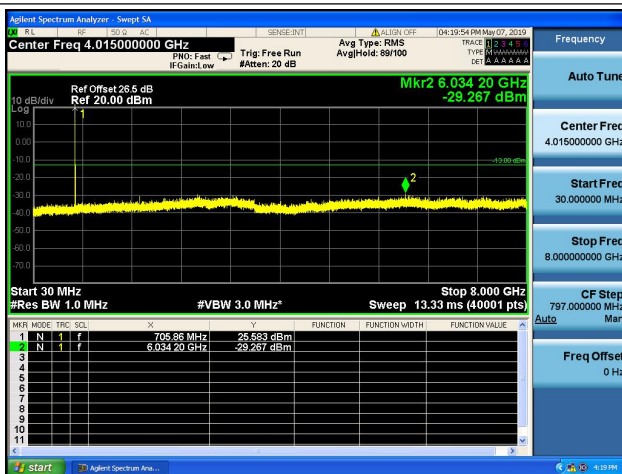
## 5MHz/64QAM/HighCH



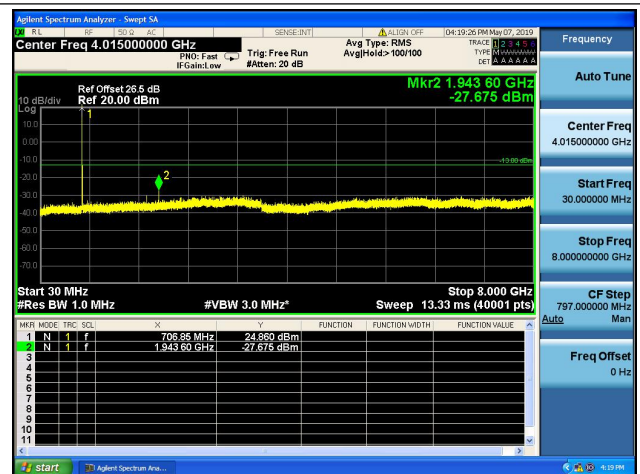
## 10MHz/64QAM/Low CH



## 10MHz/64QAM/MidCH



## 10MHz/64QAM/HighCH





## 2.6. Band Edge

### 2.6.1. Requirement

According to FCC section 22.917(a), the power of any emission outside of the authorized operating frequency ranges must be attenuated below the transmitting power (P) by a factor of at least  $43 + 10 \log(P)$  dB.

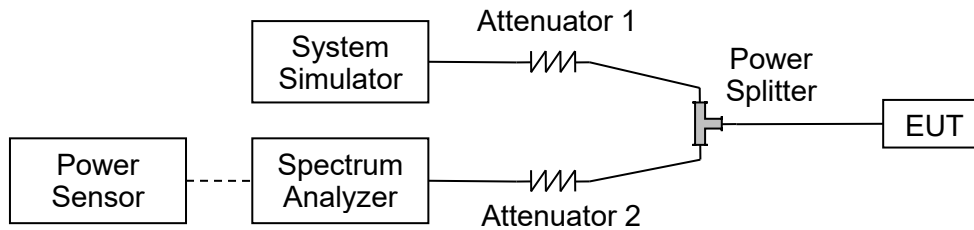
According to FCC section 24.238(a), The power of any emission outside of the authorized operating frequency ranges must be attenuated below the transmitting power (P) by a factor of at least  $43 + 10 \log(P)$  dB.

According to FCC section 27.53(g), For operations in the 698–746 MHz band, the power of any emission outside a licensee's frequency band(s) of operation shall be attenuated below the transmitter power (P) within the licensed band(s) of operation, measured in watts, by at least  $43 + 10 \log(P)$  dB. Compliance with this provision is based on the use of measurement instrumentation employing a resolution bandwidth of 100 kilohertz or greater. However, in the 100 kilohertz bands immediately outside and adjacent to a licensee's frequency block, a resolution bandwidth of at least 30 kHz may be employed.

According to FCC section 27.53(h), For operations in the 1710–1755MHz bands, the power of any emission outside a licensee's frequency block shall be attenuated below the transmitter power (P) by at least  $43 + 10 \log_{10}(P)$  dB.

According to FCC section 27.53(m) (4), For mobile digital stations, the attenuation factor shall be not less than  $40 + 10 \log(P)$  dB on all frequencies between the channel edge and 5 megahertz from the channel edge,  $43 + 10 \log(P)$  dB on all frequencies between 5 megahertz and X megahertz from the channel edge, and  $55 + 10 \log(P)$  dB on all frequencies more than X megahertz from the channel edge, where X is the greater of 6 megahertz or the actual emission bandwidth as defined in paragraph (m)(6) of this section. In addition, the attenuation factor shall not be less than  $43 + 10 \log(P)$  dB on all frequencies between 2490.5 MHz and 2496 MHz and  $55 + 10 \log(P)$  dB at or below 2490.5 MHz. Mobile Satellite Service licensees operating on frequencies below 2495 MHz may also submit a documented interference complaint against BRS licensees operating on channel BRS Channel 1 on the same terms and conditions as adjacent channel BRS or EBS licensees.

### 2.6.2. Test Description



The EUT is coupled to the Spectrum Analyzer (SA) and the System Simulator (SS) with Attenuators through the Power Splitter; the RF load attached to the EUT antenna terminal is 50 Ohm; the path loss as the factor is calibrated to correct the reading. The EUT is commanded by the SS to operate at the maximum output power. A call is established between the EUT and the SS.

### 2.6.3. Test procedure

KDB 971168 D01v03 Section 6.0 and ANSI/TIA-603-E-2016.