




Test Report No:  
2550674R-RFUSV17S-A

## RF EXPOSURE EVALUATION DECLARATION

Product Name	WLAN module
Brand Name	CTE
Model No.	CTE6256
FCC ID	2AS3E-CTE6256
Applicant's Name / Address	CTE TECH CORP. No. 1-7 Gongjian Rd., Cidu District, Keelung City 20647, Taiwan
Manufacturer's Name	CTE TECH CORP.
Test Method Requested, Standard	KDB 447498 D01 v06
Verdict Summary	IN COMPLIANCE
Documented By April Chen	
Tested by Alan Chen	
Approved By Tim Sung	
Date of Receipt	2025/05/22
Date of Issue	2025/07/31
Report Version	V1.0

INDEX

	page
Competences and Guarantees.....	3
General Conditions.....	3
Revision History.....	4
1. General Information.....	5
1.1. EUT Description .....	5
1.2. Testing Location Information .....	5
2. RF Exposure Evaluation.....	6
2.1. Standard Applicable .....	6
2.2. Test Limit .....	6
2.3. Test Result of RF Exposure Evaluation.....	8

## Competences and Guarantees

---

DEKRA is a testing laboratory competent to carry out the tests described in this report.

In order to assure the traceability to other national and international laboratories, DEKRA has a calibration and maintenance program for its measurement equipment.

DEKRA guarantees the reliability of the data presented in this report, which is the result of the measurements and the tests performed to the item under test on the date and under the conditions stated in the report and it is based on the knowledge and technical facilities available at DEKRA at the time of performance of the test.

DEKRA is liable to the client for the maintenance of the confidentiality of all information related to the item under test and the results of the test.

The results presented in this Test Report apply only to the particular item under test established in this document.

**IMPORTANT:** No parts of this report may be reproduced or quoted out of context, in any form or by any means, except in full, without the previous written permission of DEKRA.

## General Conditions

---

1. The test results relate only to the samples tested.
2. The test results shown in the test report are traceable to the national/international standard through the calibration report of the equipment and evaluated measurement uncertainty herein.
3. This report must not be used to claim product endorsement by TAF or any agency of the government.
4. The test report shall not be reproduced without the written approval of DEKRA Testing and Certification Co., Ltd.
5. Measurement uncertainties evaluated for each testing system and associated connections are given here to provide the system information for reference. Compliance determinations do not take into account measurement uncertainties for each testing system, but are based on the results of the compliance measurement.

Revision History

Version	Description	Issued Date
V1.0	Initial issue of report	2025/07/31

## 1. General Information

### 1.1. EUT Description

Product Name	WLAN module
Brand Name	CTE
Model No.	CTE6256

Note: For more detailed information, please refer to Report No. 2550674R-RFUSV01S-A, 2550674R-RFUSV01S-B, 2550674R-RFUSV01S-C and 2550674R-RFUSV03S-A.

### 1.2. Testing Location Information

USA	FCC Designation Number: TW0033
Canada	CAB Identifier Number: TW3023 / Company Number: 26930

Site Description	Accredited by TAF
	Accredited Number: 3023

Test Laboratory	DEKRA Testing and Certification Co., Ltd.
	Linkou Laboratory
Address	No. 85, Wenlin St., Linkou Dist., New Taipei City 244017, Taiwan, R.O.C.
Performed Location	No. 26, Huaya 1st Rd., Guishan Dist., Taoyuan City 333411, Taiwan, R.O.C.
Phone Number	+886-3-275-7255
Fax Number	+886-3-327-8031

## 2. RF Exposure Evaluation

### 2.1. Standard Applicable

47CFR §2.1091(b) states, "A mobile device is defined as a transmitting device designed to be used in other than fixed locations and to generally be used in such a way that a separation distance of at least 20 centimeters is normally maintained between the RF source's radiating structure(s) and the body of the user or nearby persons."

Also, 47CFR §1.1310(e)(3) states, that General population/uncontrolled exposure limits defined in §1.1310 "General population/uncontrolled exposure limits apply in situations in which the general public may be exposed, or in which persons who are exposed as a consequence of their employment may not be fully aware of the potential for exposure or cannot exercise control over their exposure."

### 2.2. Test Limit

#### (A) Test Limit for Occupational / Controlled Exposure

Frequency Range (MHz)	Electric Field Strength (E) (V/m)	Magnetic Field Strength (H) (A/m)	Power Density (S) (mW/ cm <sup>2</sup> )	Averaging Time  E  <sup>2</sup> , H  <sup>2</sup> or S (minutes)
0.3-3.0	614	1.63	*(100)	<6
3.0-30	1842/f	4.89/f	*(900/f <sup>2</sup> )	<6
30-300	61.4	0.163	1.0	<6
300-1500	-	-	f/300	<6
1500-100,000	-	-	5	<6

#### (B) Test Limit for General Population / Uncontrolled Exposure

Frequency Range (MHz)	Electric Field Strength (E) (V/m)	Magnetic Field Strength (H) (A/m)	Power Density (S) (mW/ cm <sup>2</sup> )	Averaging Time  E  <sup>2</sup> , H  <sup>2</sup> or S (minutes)
0.3-1.34	614	1.63	*(100)	<30
1.34-30	824/f	2.19/f	*(180/f <sup>2</sup> )	<30
30-300	27.5	0.073	0.2	<30
300-1500	-	-	f/1500	<30
1500-100,000	-	-	1.0	<30

Note: f = frequency in MHz; \*Plane-wave equivalent power density

Power Density (S) is calculated by the following formula:

$$S = (P \cdot G) / 4\pi R^2$$

where:

S = power density (in appropriate units, e.g. mW/ cm<sup>2</sup>)

P = power input to the antenna (in appropriate units, e.g., mW)

G = power gain of the antenna in the direction of interest relative to an isotropic radiator

$\pi$  = 3.1416

R = distance to the center of radiation of the antenna (appropriate units, e.g., cm)

### 2.3. Test Result of RF Exposure Evaluation

Band	Conducted Output Power (dBm)	Antenna Gain (dBi)	E.I.R.P (dBm)	E.I.R.P (mW)	Power Density at R = 20 cm (mW/cm <sup>2</sup> )	Limit (mW/cm <sup>2</sup> )
Bluetooth	6.46	1.40	7.860	6.109	0.001	1.00
Bluetooth LE	5.82	1.40	7.220	5.272	0.001	1.00
WLAN 2.4 GHz	22.47	1.40	23.870	243.781	0.048	1.00
WLAN 5 GHz U-NII 1	11.94	2.30	14.240	26.546	0.005	1.00
WLAN 5 GHz U-NII 3	16.11	2.30	18.410	69.343	0.014	1.00

Note: The conducted output power refers to the data in Report No. 2550674R-RFUSV01S-A, 2550674R-RFUSV01S-B, 2550674R-RFUSV01S-C and 2550674R-RFUSV03S-A from DEKRA.