

3.2 EUT Photos



Front view



Back view



L.H.S view



R.H.S view

EUT Test Photos

Conducted Emissions




Photo 1: Conducted Emissions, Power Line

Radiated Emissions




Photo 2: Radiated Emissions, close-up shot

The cable/wire placement on the test site was setup to produce the highest radiated emissions. The above photograph(s) illustrates the setup tested.



Photo 3: Radiated Emissions, 30MHz to 1GHz




Photo 4: Radiated Emission, 1GHz to 6GHz