


Configuration Photographs

Worst-Case Line-Conducted Emissions

Model: DL2-0000
(with JSC530 V5.1)

(Front View)




Configuration Photographs

Worst-Case Line-Conducted Emissions

Model: DL2-0000
(with JSC530 V5.1)

(Side View)



Configuration Photographs

Worst-Case Line-Conducted Emissions

Model: DL2-0000
(with JSC530 V5.1)

(Side View)




Configuration Photographs

Worst-Case Line-Conducted Emissions

Model: DL2-0000
(with JSC530 V3.1)

(Front View)




Configuration Photographs

Worst-Case Line-Conducted Emissions

Model: DL2-0000
(with JSC530 V3.1)

(Side View)



Configuration Photographs

Worst-Case Line-Conducted Emissions

Model: DL2-0000
(with JSC530 V3.1)

(Side View)

