3.5.10 Transmitter Radiated Unwanted Emissions (Above 1GHz) for VHT20

Modulation	VHT20	Test Freq. (MHz)	5180
Polarization	Horizontal		

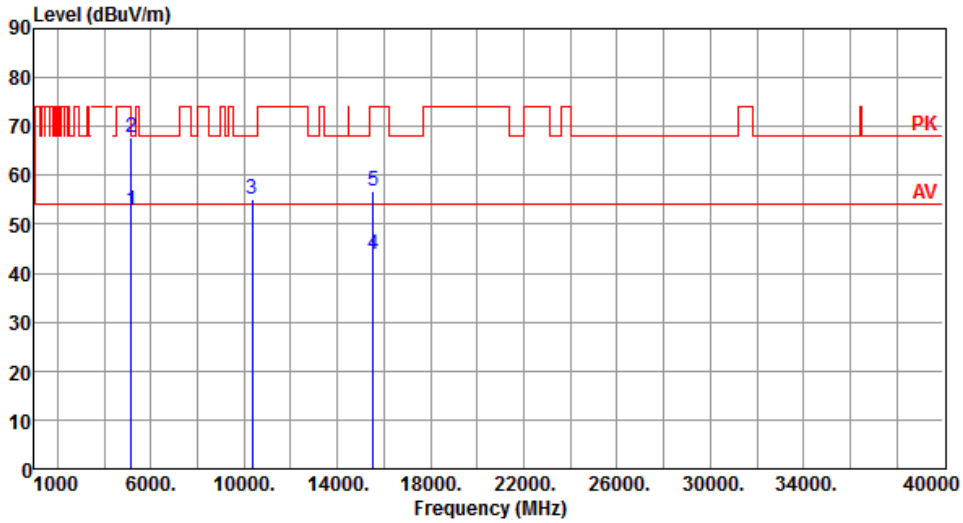

	Freq. MHz	Emission level dBuV/m	Limit dBuV/m	Margin dB	SA reading dBuV	Factor dB	Remark	ANT High cm	Turn Table deg
1	5150.00	52.75	54.00	-1.25	48.21	4.54	Average	191	54
2	5150.00	67.61	74.00	-6.39	63.07	4.54	Peak	191	54
3	10360.00	55.21	68.20	-12.99	41.43	13.78	Peak	100	253
4	15540.00	43.93	54.00	-10.07	29.65	14.28	Average	100	240
5	15540.00	56.93	74.00	-17.07	42.65	14.28	Peak	100	240

Note 1: Emission Level (dBuV/m) = SA Reading (dBuV/m) + Factor* (dB)
*Factor includes antenna factor , cable loss and amplifier gain
Note 2: Margin (dB) = Emission level (dBuV/m) – Limit (dBuV/m).

Modulation	VHT20	Test Freq. (MHz)	5180
Polarization	Vertical		

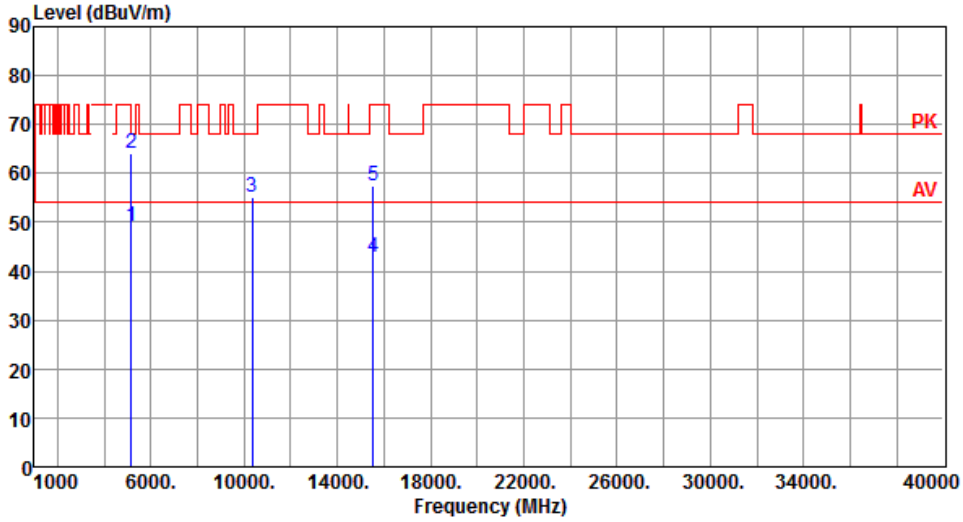

	Freq. MHz	Emission level dBuV/m	Limit dBuV/m	Margin dB	SA reading dBuV	Factor dB	Remark	ANT High cm	Turn Table deg
1	5150.00	49.12	54.00	-4.88	44.58	4.54	Average	100	36
2	5150.00	64.02	74.00	-9.98	59.48	4.54	Peak	100	36
3	10360.00	55.09	68.20	-13.11	41.31	13.78	Peak	100	257
4	15540.00	42.84	54.00	-11.16	28.56	14.28	Average	100	199
5	15540.00	57.57	74.00	-16.43	43.29	14.28	Peak	100	199

Note 1: Emission Level (dBuV/m) = SA Reading (dBuV/m) + Factor* (dB)
*Factor includes antenna factor , cable loss and amplifier gain
Note 2: Margin (dB) = Emission level (dBuV/m) – Limit (dBuV/m).

Modulation	VHT20	Test Freq. (MHz)	5200
Polarization	Horizontal		

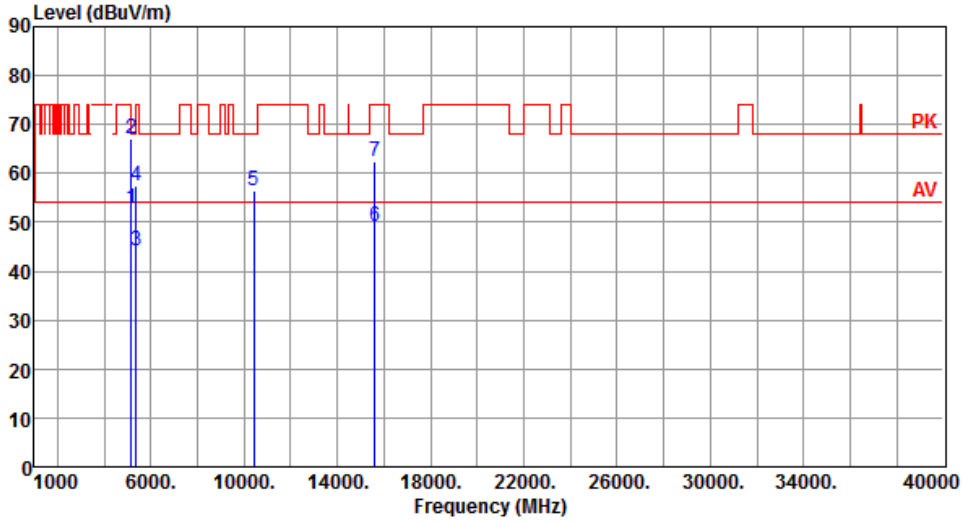

	Freq. MHz	Emission level dBuV/m	Limit dBuV/m	Margin dB	SA reading dBuV	Factor dB	Remark	ANT High cm	Turn Table deg
1	5150.00	52.87	54.00	-1.13	48.33	4.54	Average	129	12
2	5150.00	67.12	74.00	-6.88	62.58	4.54	Peak	129	12
3	5350.00	44.11	54.00	-9.89	39.98	4.13	Average	215	44
4	5350.00	57.48	74.00	-16.52	53.35	4.13	Peak	215	44
5	10400.00	56.38	68.20	-11.82	42.49	13.89	Peak	100	261
6	15600.00	49.11	54.00	-4.89	35.01	14.10	Average	345	238
7	15600.00	62.45	74.00	-11.55	48.35	14.10	Peak	345	238

Note 1: Emission Level (dBuV/m) = SA Reading (dBuV/m) + Factor* (dB)
*Factor includes antenna factor , cable loss and amplifier gain
Note 2: Margin (dB) = Emission level (dBuV/m) – Limit (dBuV/m).

Modulation	VHT20	Test Freq. (MHz)	5200
Polarization	Vertical		

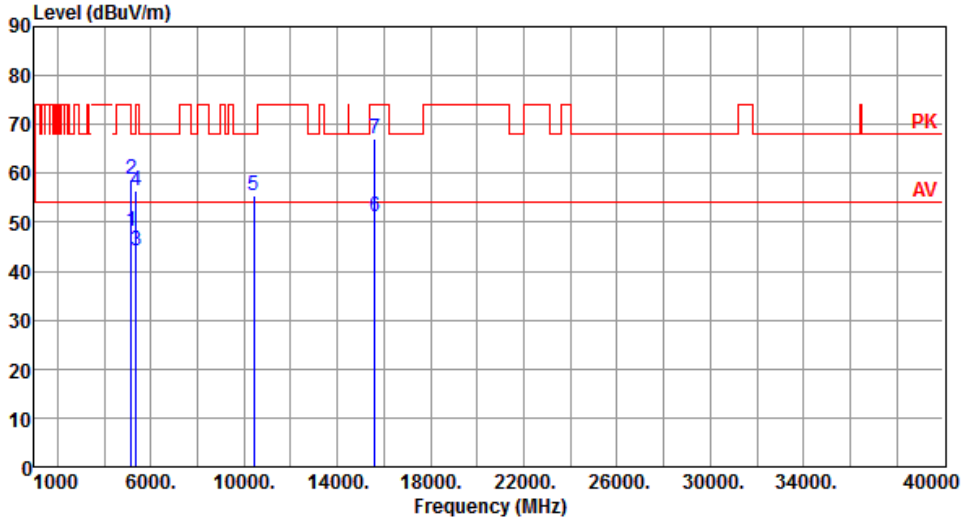

	Freq. MHz	Emission level dBuV/m	Limit dBuV/m	Margin dB	SA reading dBuV	Factor dB	Remark	ANT High cm	Turn Table deg
1	5150.00	48.03	54.00	-5.97	43.49	4.54	Average	100	341
2	5150.00	58.85	74.00	-15.15	54.31	4.54	Peak	100	341
3	5350.00	44.12	54.00	-9.88	39.99	4.13	Average	100	341
4	5350.00	56.38	74.00	-17.62	52.25	4.13	Peak	100	341
5	10400.00	55.58	68.20	-12.62	41.69	13.89	Peak	100	258
6	15600.00	51.17	54.00	-2.83	37.07	14.10	Average	352	195
7	15600.00	67.07	74.00	-6.93	52.97	14.10	Peak	352	195

Note 1: Emission Level (dBuV/m) = SA Reading (dBuV/m) + Factor* (dB)
*Factor includes antenna factor , cable loss and amplifier gain
Note 2: Margin (dB) = Emission level (dBuV/m) – Limit (dBuV/m).

Modulation	VHT20	Test Freq. (MHz)	5240
Polarization	Horizontal		

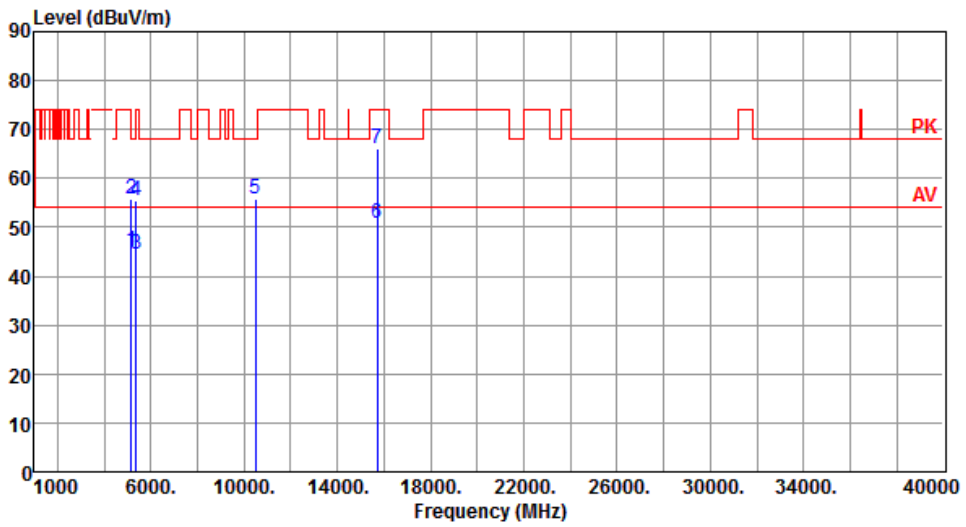

	Freq. MHz	Emission level dBuV/m	Limit dBuV/m	Margin dB	SA reading dBuV	Factor dB	Remark	ANT High cm	Turn Table deg
1	5150.00	45.03	54.00	-8.97	40.49	4.54	Average	218	50
2	5150.00	55.75	74.00	-18.25	51.21	4.54	Peak	218	50
3	5350.00	44.46	54.00	-9.54	40.33	4.13	Average	218	50
4	5350.00	55.49	74.00	-18.51	51.36	4.13	Peak	218	50
5	10480.00	55.90	68.20	-12.30	42.02	13.88	Peak	100	254
6	15720.00	50.76	54.00	-3.24	36.87	13.89	Average	306	231
7	15720.00	66.20	74.00	-7.80	52.31	13.89	Peak	306	231

Note 1: Emission Level (dBuV/m) = SA Reading (dBuV/m) + Factor* (dB)
*Factor includes antenna factor , cable loss and amplifier gain
Note 2: Margin (dB) = Emission level (dBuV/m) – Limit (dBuV/m).

Modulation	VHT20	Test Freq. (MHz)	5240
Polarization	Vertical		

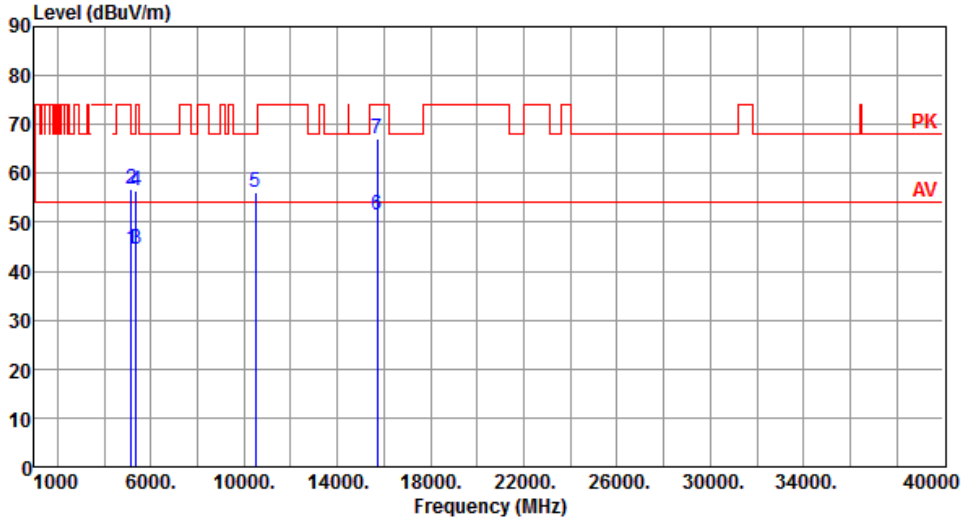

	Freq. MHz	Emission level dBuV/m	Limit dBuV/m	Margin dB	SA reading dBuV	Factor dB	Remark	ANT High cm	Turn Table deg
1	5150.00	44.45	54.00	-9.55	39.91	4.54	Average	100	333
2	5150.00	56.65	74.00	-17.35	52.11	4.54	Peak	100	333
3	5350.00	44.37	54.00	-9.63	40.24	4.13	Average	100	333
4	5350.00	56.32	74.00	-17.68	52.19	4.13	Peak	100	333
5	10480.00	56.06	68.20	-12.14	42.18	13.88	Peak	100	265
6	15720.00	51.59	54.00	-2.41	37.70	13.89	Average	327	205
7	15720.00	66.95	74.00	-7.05	53.06	13.89	Peak	327	205

Note 1: Emission Level (dBuV/m) = SA Reading (dBuV/m) + Factor* (dB)
*Factor includes antenna factor , cable loss and amplifier gain
Note 2: Margin (dB) = Emission level (dBuV/m) – Limit (dBuV/m).

Modulation	VHT20	Test Freq. (MHz)	5260
Polarization	Horizontal		

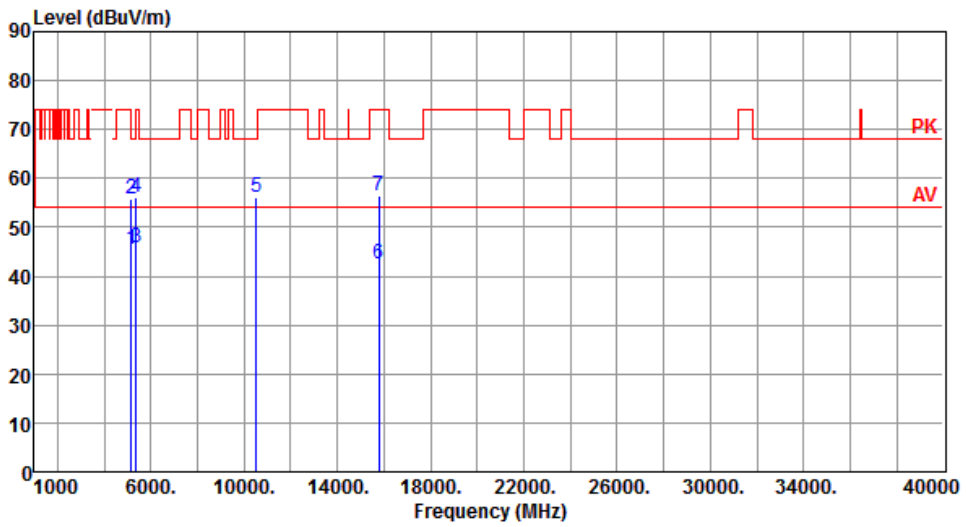

	Freq. MHz	Emission level dBuV/m	Limit dBuV/m	Margin dB	SA reading dBuV	Factor dB	Remark	ANT High cm	Turn Table deg
1	5150.00	45.62	54.00	-8.38	41.08	4.54	Average	150	42
2	5150.00	55.74	74.00	-18.26	51.20	4.54	Peak	150	42
3	5350.00	45.77	54.00	-8.23	41.64	4.13	Average	150	42
4	5350.00	56.13	74.00	-17.87	52.00	4.13	Peak	150	42
5	10520.00	56.11	68.20	-12.09	42.23	13.88	Peak	100	354
6	15780.00	42.53	54.00	-11.47	28.70	13.83	Average	100	344
7	15780.00	56.37	74.00	-17.63	42.54	13.83	Peak	100	344

Note 1: Emission Level (dBuV/m) = SA Reading (dBuV/m) + Factor* (dB)
*Factor includes antenna factor , cable loss and amplifier gain
Note 2: Margin (dB) = Emission level (dBuV/m) – Limit (dBuV/m).

Modulation	VHT20	Test Freq. (MHz)	5260
Polarization	Vertical		

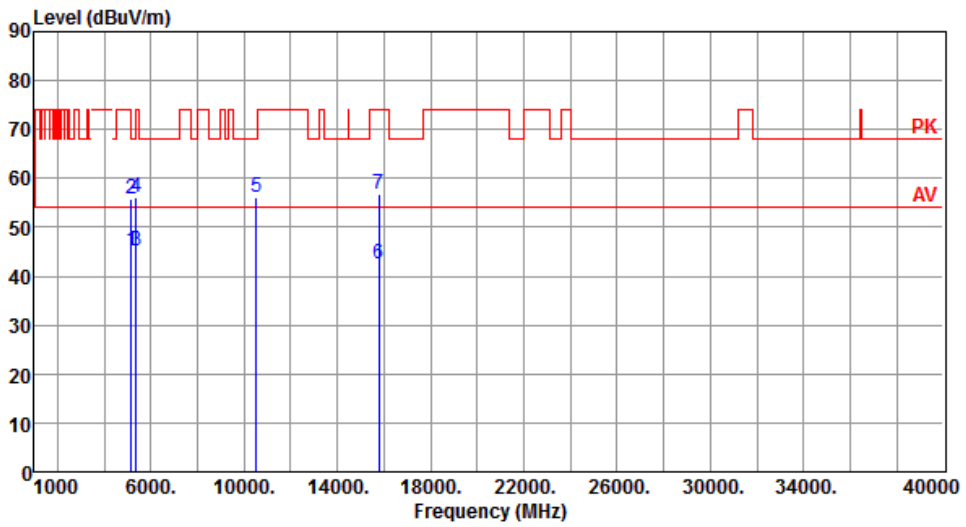

	Freq. MHz	Emission level dBuV/m	Limit dBuV/m	Margin dB	SA reading dBuV	Factor dB	Remark	ANT High cm	Turn Table deg
1	5150.00	45.04	54.00	-8.96	40.50	4.54	Average	114	46
2	5150.00	55.64	74.00	-18.36	51.10	4.54	Peak	114	46
3	5350.00	45.13	54.00	-8.87	41.00	4.13	Average	114	46
4	5350.00	56.10	74.00	-17.90	51.97	4.13	Peak	114	46
5	10520.00	56.16	68.20	-12.04	42.28	13.88	Peak	100	13
6	15780.00	42.53	54.00	-11.47	28.70	13.83	Average	100	23
7	15780.00	56.64	74.00	-17.36	42.81	13.83	Peak	100	23

Note 1: Emission Level (dBuV/m) = SA Reading (dBuV/m) + Factor* (dB)
*Factor includes antenna factor , cable loss and amplifier gain
Note 2: Margin (dB) = Emission level (dBuV/m) – Limit (dBuV/m).

Modulation	VHT20	Test Freq. (MHz)	5300
Polarization	Horizontal		

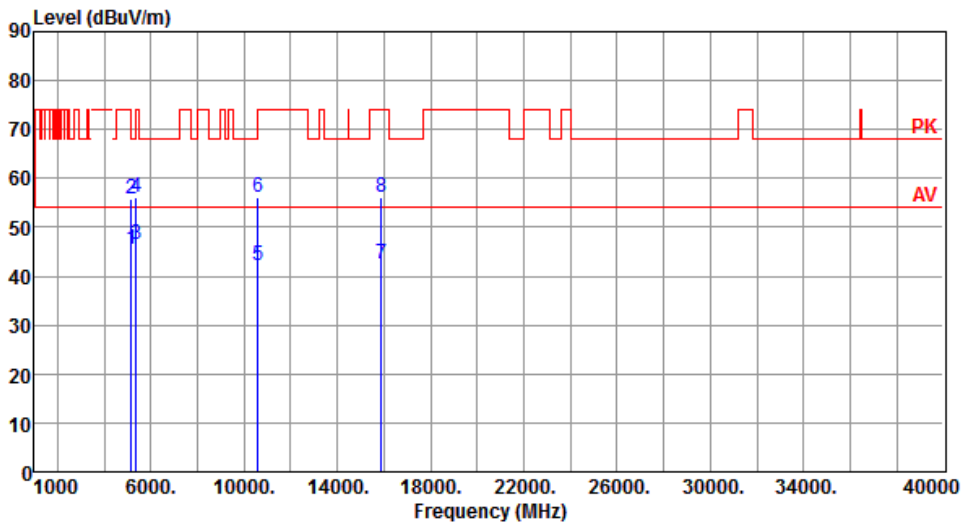

	Freq. MHz	Emission level dBuV/m	Limit dBuV/m	Margin dB	SA reading dBuV	Factor dB	Remark	ANT High cm	Turn Table deg
1	5150.00	45.41	54.00	-8.59	40.87	4.54	Average	212	46
2	5150.00	55.91	74.00	-18.09	51.37	4.54	Peak	212	46
3	5350.00	46.46	54.00	-7.54	42.33	4.13	Average	212	46
4	5350.00	56.24	74.00	-17.76	52.11	4.13	Peak	212	46
5	10600.00	42.23	54.00	-11.77	28.38	13.85	Average	100	353
6	10600.00	56.12	74.00	-17.88	42.27	13.85	Peak	100	353
7	15900.00	42.37	54.00	-11.63	28.55	13.82	Average	100	348
8	15900.00	56.17	74.00	-17.83	42.35	13.82	Peak	100	348

Note 1: Emission Level (dBuV/m) = SA Reading (dBuV/m) + Factor* (dB)
*Factor includes antenna factor , cable loss and amplifier gain
Note 2: Margin (dB) = Emission level (dBuV/m) – Limit (dBuV/m).

Modulation	VHT20	Test Freq. (MHz)	5300
Polarization	Vertical		

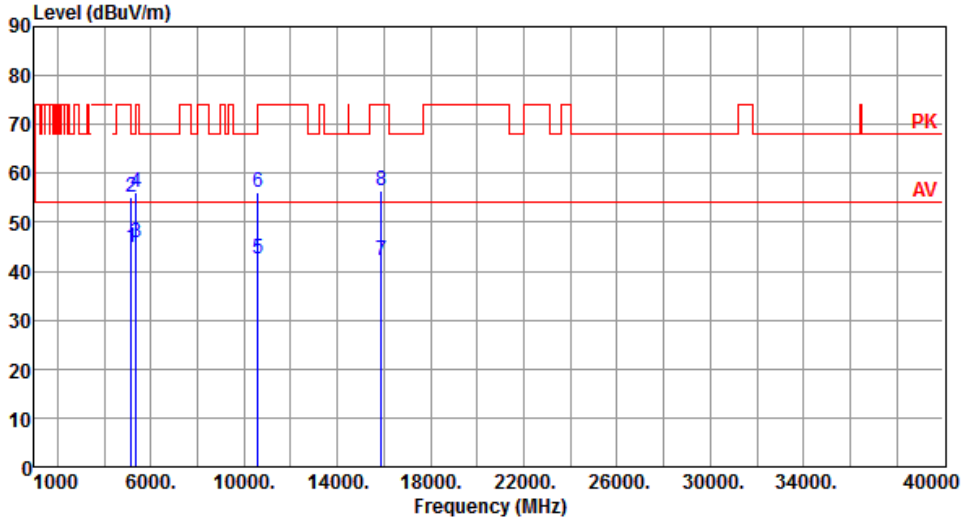

	Freq. MHz	Emission level dBuV/m	Limit dBuV/m	Margin dB	SA reading dBuV	Factor dB	Remark	ANT High cm	Turn Table deg
1	5150.00	44.99	54.00	-9.01	40.45	4.54	Average	123	43
2	5150.00	55.29	74.00	-18.71	50.75	4.54	Peak	123	43
3	5350.00	45.89	54.00	-8.11	41.76	4.13	Average	123	43
4	5350.00	56.22	74.00	-17.78	52.09	4.13	Peak	123	43
5	10600.00	42.42	54.00	-11.58	28.57	13.85	Average	100	14
6	10600.00	56.10	74.00	-17.90	42.25	13.85	Peak	100	14
7	15900.00	42.10	54.00	-11.90	28.28	13.82	Average	100	27
8	15900.00	56.33	74.00	-17.67	42.51	13.82	Peak	100	27

Note 1: Emission Level (dBuV/m) = SA Reading (dBuV/m) + Factor* (dB)
*Factor includes antenna factor , cable loss and amplifier gain
Note 2: Margin (dB) = Emission level (dBuV/m) – Limit (dBuV/m).

Modulation	VHT20	Test Freq. (MHz)	5320
Polarization	Horizontal		

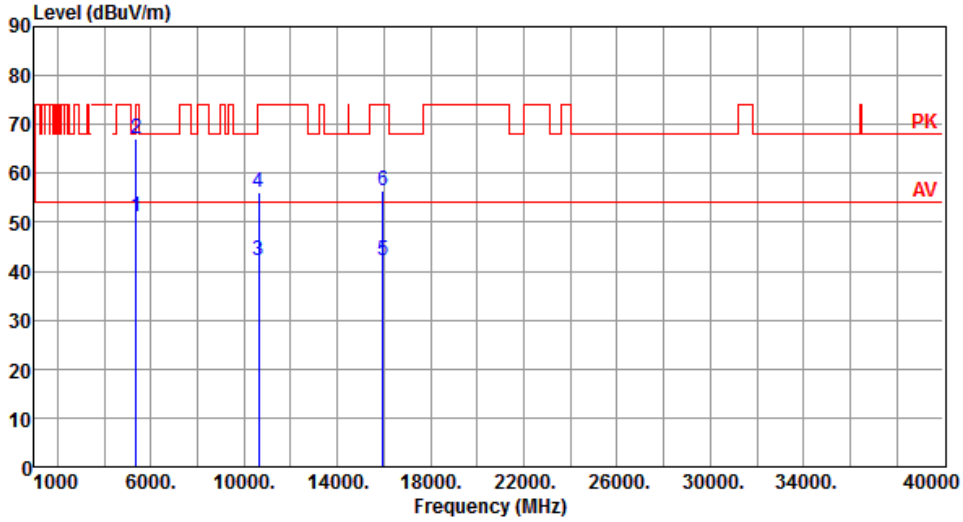

	Freq. MHz	Emission level dBuV/m	Limit dBuV/m	Margin dB	SA reading dBuV	Factor dB	Remark	ANT High cm	Turn Table deg
1	5350.00	51.14	54.00	-2.86	47.01	4.13	Average	117	55
2	5350.00	67.13	74.00	-6.87	63.00	4.13	Peak	117	55
3	10640.00	42.28	54.00	-11.72	28.43	13.85	Average	100	355
4	10640.00	56.27	74.00	-17.73	42.42	13.85	Peak	100	355
5	15960.00	42.28	54.00	-11.72	28.52	13.76	Average	100	347
6	15960.00	56.34	74.00	-17.66	42.58	13.76	Peak	100	347

Note 1: Emission Level (dBuV/m) = SA Reading (dBuV/m) + Factor* (dB)
*Factor includes antenna factor , cable loss and amplifier gain
Note 2: Margin (dB) = Emission level (dBuV/m) – Limit (dBuV/m).

Modulation	VHT20	Test Freq. (MHz)	5320
Polarization	Vertical		

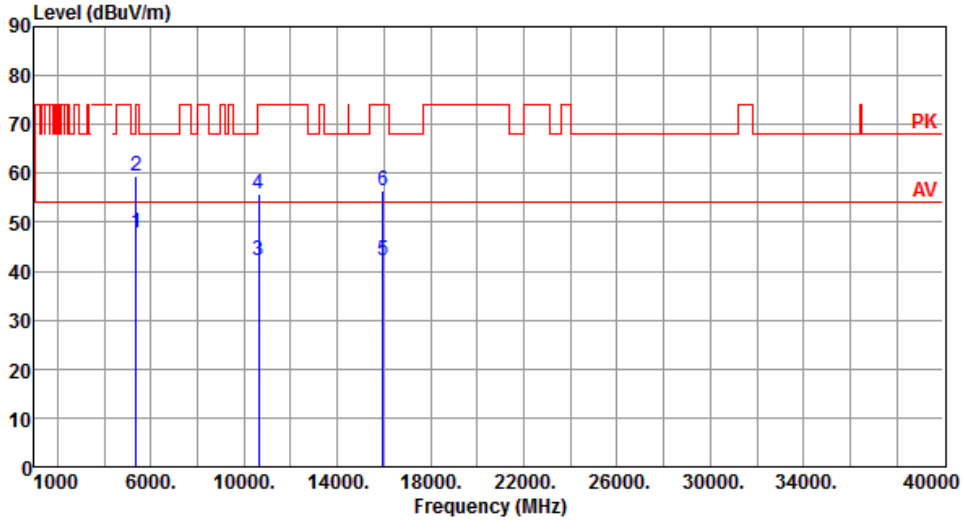

	Freq. MHz	Emission level dBuV/m	Limit dBuV/m	Margin dB	SA reading dBuV	Factor dB	Remark	ANT High cm	Turn Table deg
1	5350.00	47.89	54.00	-6.11	43.76	4.13	Average	128	40
2	5350.00	59.35	74.00	-14.65	55.22	4.13	Peak	128	40
3	10640.00	42.32	54.00	-11.68	28.47	13.85	Average	100	17
4	10640.00	55.79	74.00	-18.21	41.94	13.85	Peak	100	17
5	15960.00	42.06	54.00	-11.94	28.30	13.76	Average	100	25
6	15960.00	56.57	74.00	-17.43	42.81	13.76	Peak	100	25

Note 1: Emission Level (dBuV/m) = SA Reading (dBuV/m) + Factor* (dB)
*Factor includes antenna factor , cable loss and amplifier gain
Note 2: Margin (dB) = Emission level (dBuV/m) – Limit (dBuV/m).

Modulation	VHT20	Test Freq. (MHz)	5500
Polarization	Horizontal		

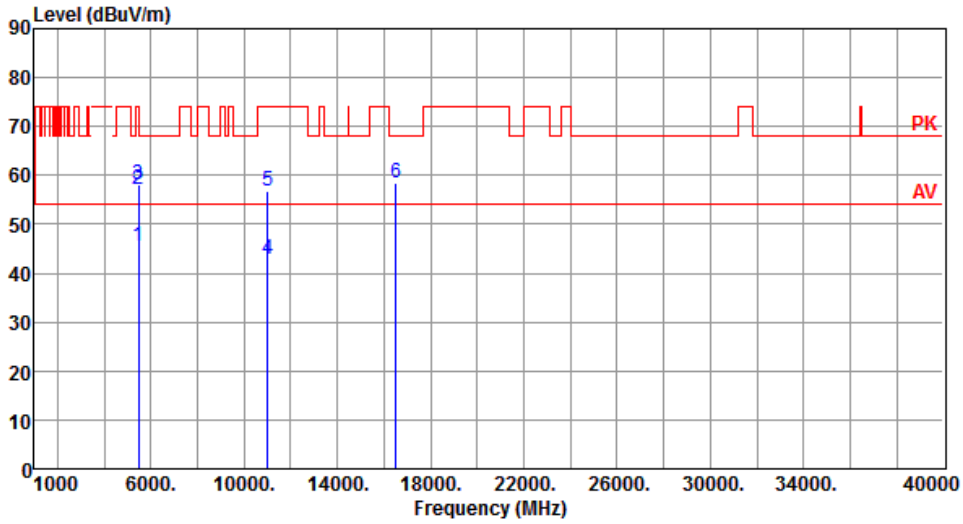

	Freq. MHz	Emission level dBuV/m	Limit dBuV/m	Margin dB	SA reading dBuV	Factor dB	Remark	ANT High cm	Turn Table deg
1	5460.00	45.40	54.00	-8.60	40.76	4.64	Average	126	66
2	5460.00	57.26	74.00	-16.74	52.62	4.64	Peak	126	66
3	5470.00	58.09	68.20	-10.11	53.44	4.65	Peak	126	66
4	11000.00	42.79	54.00	-11.21	28.54	14.25	Average	100	16
5	11000.00	56.64	74.00	-17.36	42.39	14.25	Peak	100	16
6	16500.00	58.57	68.20	-9.63	42.84	15.73	Peak	100	25

Note 1: Emission Level (dBuV/m) = SA Reading (dBuV/m) + Factor* (dB)
*Factor includes antenna factor , cable loss and amplifier gain
Note 2: Margin (dB) = Emission level (dBuV/m) – Limit (dBuV/m).

Modulation	VHT20	Test Freq. (MHz)	5500
Polarization	Vertical		

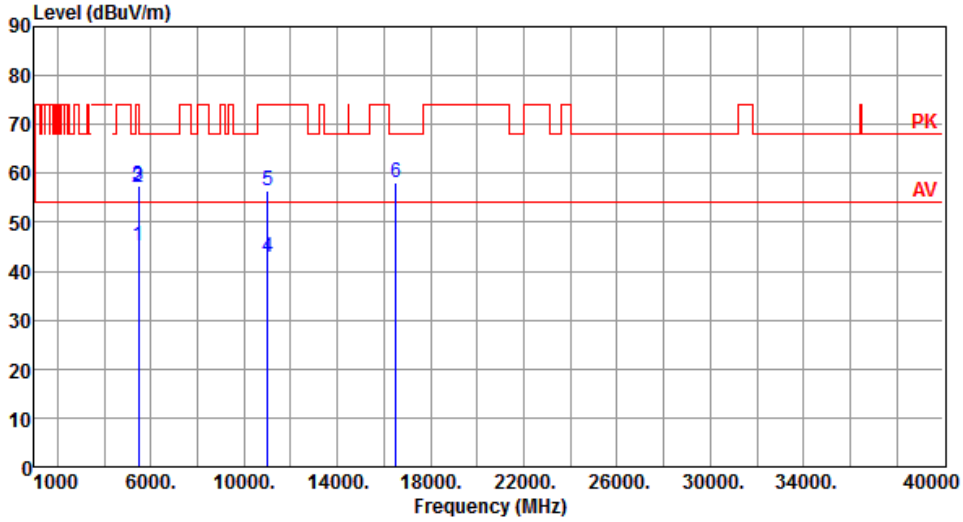

	Freq. MHz	Emission level dBuV/m	Limit dBuV/m	Margin dB	SA reading dBuV	Factor dB	Remark	ANT High cm	Turn Table deg
1	5460.00	45.32	54.00	-8.68	40.68	4.64	Average	100	21
2	5460.00	57.28	74.00	-16.72	52.64	4.64	Peak	100	21
3	5470.00	57.50	68.20	-10.70	52.85	4.65	Peak	100	21
4	11000.00	42.71	54.00	-11.29	28.46	14.25	Average	100	2
5	11000.00	56.55	74.00	-17.45	42.30	14.25	Peak	100	2
6	16500.00	58.20	68.20	-10.00	42.47	15.73	Peak	100	14

Note 1: Emission Level (dBuV/m) = SA Reading (dBuV/m) + Factor* (dB)
*Factor includes antenna factor , cable loss and amplifier gain
Note 2: Margin (dB) = Emission level (dBuV/m) – Limit (dBuV/m).

Modulation	VHT20	Test Freq. (MHz)	5580
Polarization	Horizontal		

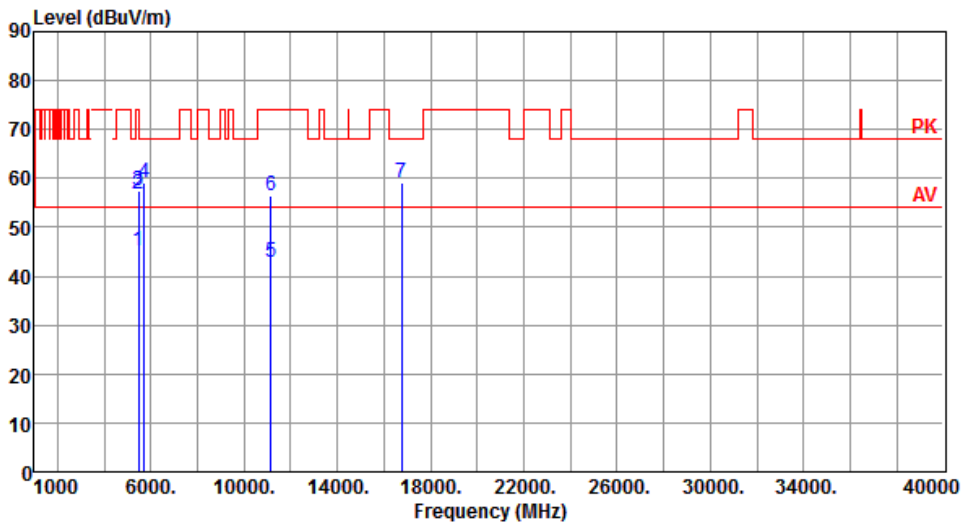

	Freq. MHz	Emission level dBuV/m	Limit dBuV/m	Margin dB	SA reading dBuV	Factor dB	Remark	ANT High cm	Turn Table deg
1	5460.00	45.03	54.00	-8.97	40.39	4.64	Average	100	20
2	5460.00	56.71	74.00	-17.29	52.07	4.64	Peak	100	20
3	5470.00	57.42	68.20	-10.78	52.77	4.65	Peak	100	20
4	5725.00	59.06	68.20	-9.14	53.81	5.25	Peak	100	20
5	11160.00	42.76	54.00	-11.24	28.87	13.89	Average	100	15
6	11160.00	56.44	74.00	-17.56	42.55	13.89	Peak	100	15
7	16740.00	59.13	68.20	-9.07	42.05	17.08	Peak	100	24

Note 1: Emission Level (dBuV/m) = SA Reading (dBuV/m) + Factor* (dB)
*Factor includes antenna factor , cable loss and amplifier gain
Note 2: Margin (dB) = Emission level (dBuV/m) – Limit (dBuV/m).

Modulation	VHT20	Test Freq. (MHz)	5580
Polarization	Vertical		

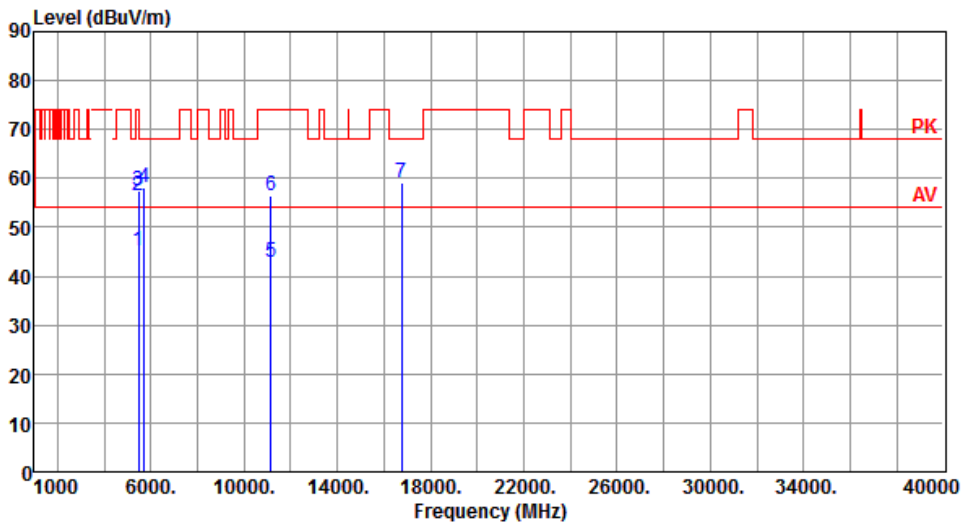

	Freq. MHz	Emission level dBuV/m	Limit dBuV/m	Margin dB	SA reading dBuV	Factor dB	Remark	ANT High cm	Turn Table deg
1	5460.00	45.32	54.00	-8.68	40.68	4.64	Average	100	20
2	5460.00	56.31	74.00	-17.69	51.67	4.64	Peak	100	20
3	5470.00	57.42	68.20	-10.78	52.77	4.65	Peak	100	20
4	5725.00	58.02	68.20	-10.18	52.77	5.25	Peak	100	20
5	11160.00	42.81	54.00	-11.19	28.92	13.89	Average	100	6
6	11160.00	56.46	74.00	-17.54	42.57	13.89	Peak	100	6
7	16740.00	59.19	68.20	-9.01	42.11	17.08	Peak	100	14

Note 1: Emission Level (dBuV/m) = SA Reading (dBuV/m) + Factor* (dB)
*Factor includes antenna factor , cable loss and amplifier gain
Note 2: Margin (dB) = Emission level (dBuV/m) – Limit (dBuV/m).

Modulation	VHT20	Test Freq. (MHz)	5700
Polarization	Horizontal		

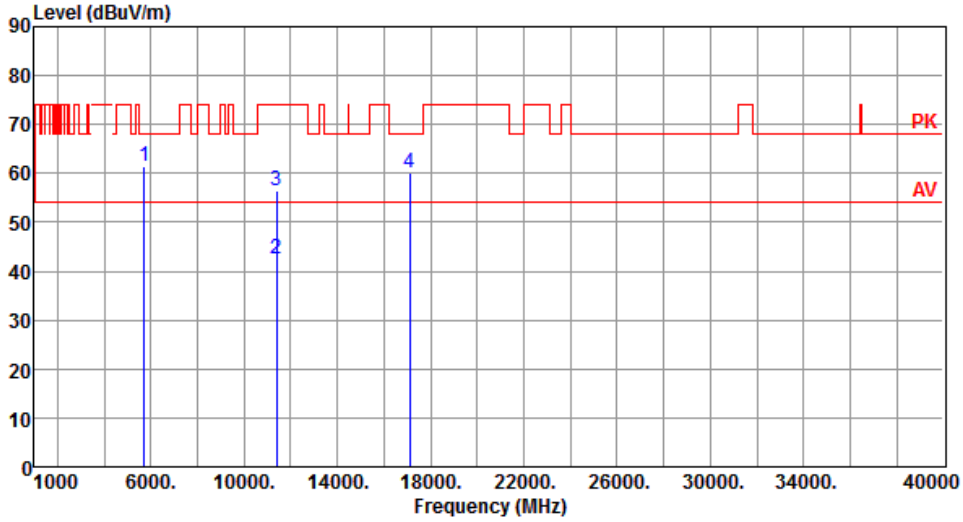

	Freq. MHz	Emission level dBuV/m	Limit dBuV/m	Margin dB	SA reading dBuV	Factor dB	Remark	ANT High cm	Turn Table deg
1	5725.00	61.34	68.20	-6.86	56.09	5.25	Peak	103	293
2	11400.00	42.56	54.00	-11.44	28.56	14.00	Average	100	15
3	11400.00	56.58	74.00	-17.42	42.58	14.00	Peak	100	15
4	17100.00	60.09	68.20	-8.11	43.16	16.93	Peak	100	26

Note 1: Emission Level (dBuV/m) = SA Reading (dBuV/m) + Factor* (dB)
*Factor includes antenna factor , cable loss and amplifier gain
Note 2: Margin (dB) = Emission level (dBuV/m) – Limit (dBuV/m).

Modulation	VHT20	Test Freq. (MHz)	5700
Polarization	Vertical		

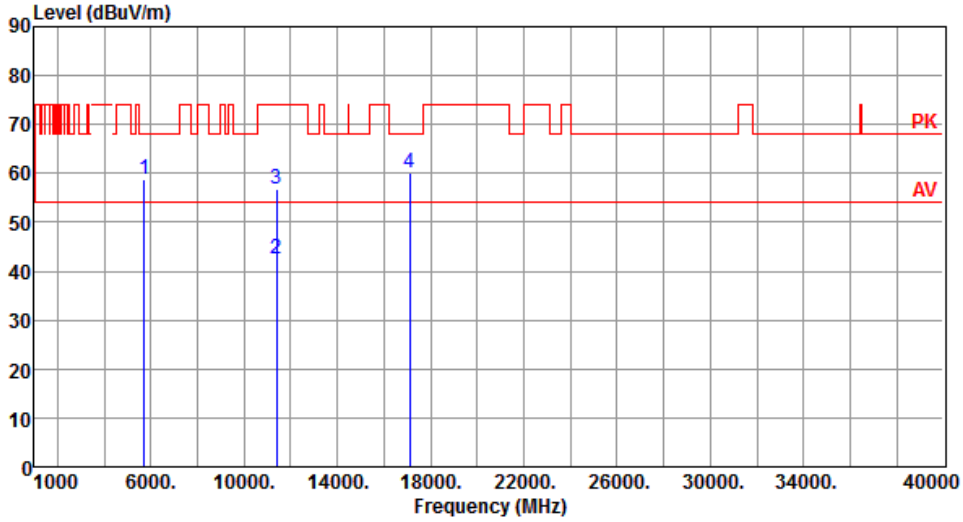

	Freq. MHz	Emission level dBuV/m	Limit dBuV/m	Margin dB	SA reading dBuV	Factor dB	Remark	ANT High cm	Turn Table deg
1	5725.00	58.90	68.20	-9.30	53.65	5.25	Peak	100	25
2	11400.00	42.44	54.00	-11.56	28.44	14.00	Average	100	9
3	11400.00	56.68	74.00	-17.32	42.68	14.00	Peak	100	9
4	17100.00	60.00	68.20	-8.20	43.07	16.93	Peak	100	15

Note 1: Emission Level (dBuV/m) = SA Reading (dBuV/m) + Factor* (dB)
*Factor includes antenna factor , cable loss and amplifier gain
Note 2: Margin (dB) = Emission level (dBuV/m) – Limit (dBuV/m).

Modulation	VHT20	Test Freq. (MHz)	5720
Polarization	Horizontal		

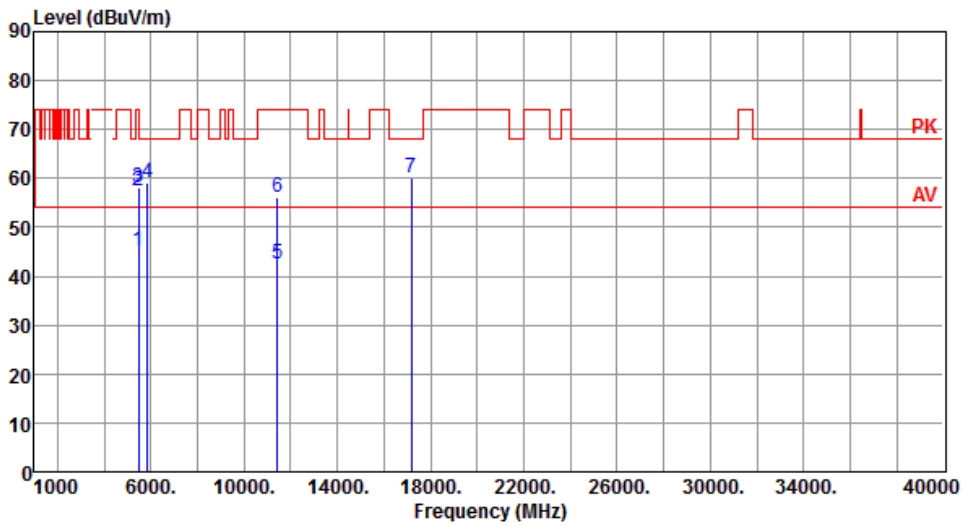

	Freq. MHz	Emission level dBuV/m	Limit dBuV/m	Margin dB	SA reading dBuV	Factor dB	Remark	ANT High cm	Turn Table deg
1	5460.00	45.27	54.00	-8.73	40.63	4.64	Average	122	54
2	5460.00	57.46	74.00	-16.54	52.82	4.64	Peak	122	54
3	5470.00	58.04	68.20	-10.16	53.39	4.65	Peak	122	54
4	5850.00	59.26	68.20	-8.94	53.45	5.81	Peak	122	54
5	11440.00	42.57	54.00	-11.43	28.51	14.06	Average	100	12
6	11440.00	56.20	74.00	-17.80	42.14	14.06	Peak	100	12
7	17160.00	60.04	68.20	-8.16	42.98	17.06	Peak	100	21

Note 1: Emission Level (dBuV/m) = SA Reading (dBuV/m) + Factor* (dB)
*Factor includes antenna factor , cable loss and amplifier gain
Note 2: Margin (dB) = Emission level (dBuV/m) – Limit (dBuV/m).

Modulation	VHT20	Test Freq. (MHz)	5720
Polarization	Vertical		

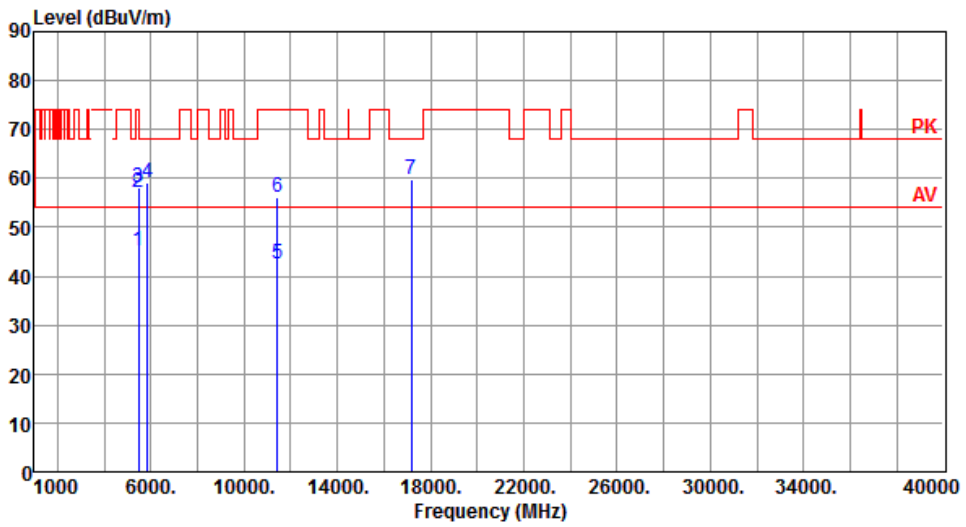

	Freq. MHz	Emission level dBuV/m	Limit dBuV/m	Margin dB	SA reading dBuV	Factor dB	Remark	ANT High cm	Turn Table deg
1	5460.00	45.16	54.00	-8.84	40.52	4.64	Average	111	12
2	5460.00	56.97	74.00	-17.03	52.33	4.64	Peak	111	12
3	5470.00	58.10	68.20	-10.10	53.45	4.65	Peak	111	12
4	5850.00	59.08	68.20	-9.12	53.27	5.81	Peak	111	12
5	11440.00	42.57	54.00	-11.43	28.51	14.06	Average	100	5
6	11440.00	56.20	74.00	-17.80	42.14	14.06	Peak	100	5
7	17160.00	59.80	68.20	-8.40	42.74	17.06	Peak	100	15

Note 1: Emission Level (dBuV/m) = SA Reading (dBuV/m) + Factor* (dB)
*Factor includes antenna factor , cable loss and amplifier gain
Note 2: Margin (dB) = Emission level (dBuV/m) – Limit (dBuV/m).

Modulation	VHT20	Test Freq. (MHz)	5745
Polarization	Horizontal		

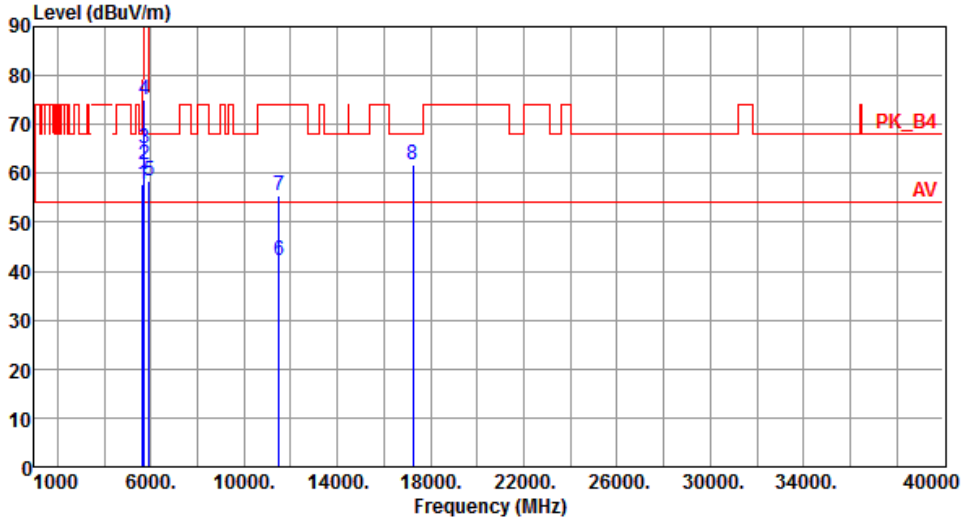

	Freq. MHz	Emission level dBuV/m	Limit dBuV/m	Margin dB	SA reading dBuV	Factor dB	Remark	ANT High cm	Turn Table deg
1	5650.00	57.74	68.20	-10.46	52.77	4.97	Peak	106	87
2	5700.00	61.64	105.20	-43.56	56.48	5.16	Peak	106	87
3	5720.00	65.16	110.80	-45.64	59.93	5.23	Peak	106	87
4	5725.00	75.13	122.20	-47.07	69.88	5.25	Peak	106	87
5	5925.00	58.48	68.20	-9.72	52.39	6.09	Peak	106	87
6	11490.00	42.31	54.00	-11.69	28.19	14.12	Average	100	330
7	11490.00	55.60	74.00	-18.40	41.48	14.12	Peak	100	330
8	17235.00	61.89	68.20	-6.31	44.66	17.23	Peak	100	40

Note 1: Emission Level (dBuV/m) = SA Reading (dBuV/m) + Factor* (dB)
*Factor includes antenna factor , cable loss and amplifier gain
Note 2: Margin (dB) = Emission level (dBuV/m) – Limit (dBuV/m).

Modulation	VHT20	Test Freq. (MHz)	5745
Polarization	Vertical		

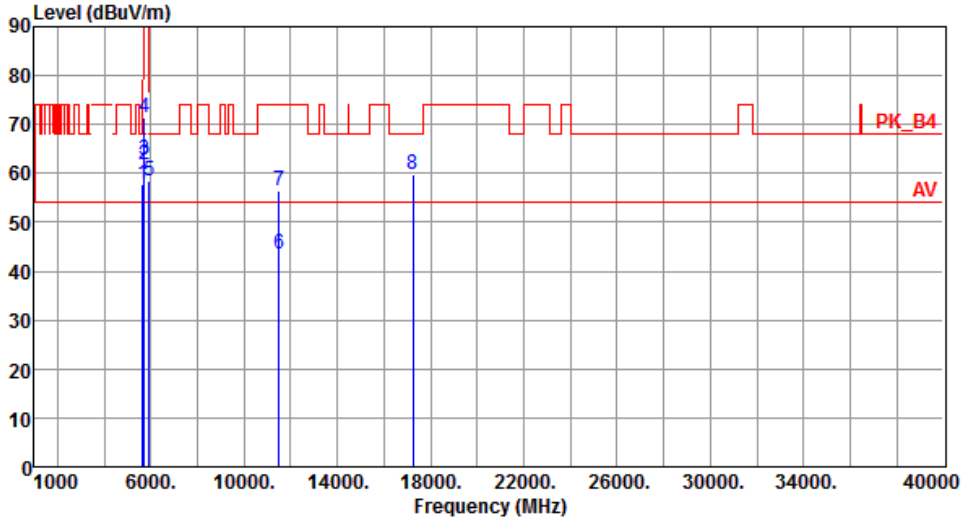

	Freq. MHz	Emission level dBuV/m	Limit dBuV/m	Margin dB	SA reading dBuV	Factor dB	Remark	ANT High cm	Turn Table deg
1	5650.00	57.65	68.20	-10.55	52.68	4.97	Peak	172	14
2	5700.00	61.62	105.20	-43.58	56.46	5.16	Peak	172	14
3	5720.00	62.71	110.80	-48.09	57.48	5.23	Peak	172	14
4	5725.00	71.40	122.20	-50.80	66.15	5.25	Peak	172	14
5	5925.00	58.48	68.20	-9.72	52.39	6.09	Peak	172	14
6	11490.00	43.49	54.00	-10.51	29.37	14.12	Average	100	30
7	11490.00	56.60	74.00	-17.40	42.48	14.12	Peak	100	30
8	17235.00	59.89	68.20	-8.31	42.66	17.23	Peak	100	335

Note 1: Emission Level (dBuV/m) = SA Reading (dBuV/m) + Factor* (dB)
*Factor includes antenna factor , cable loss and amplifier gain
Note 2: Margin (dB) = Emission level (dBuV/m) – Limit (dBuV/m).

Modulation	VHT20	Test Freq. (MHz)	5785
Polarization	Horizontal		

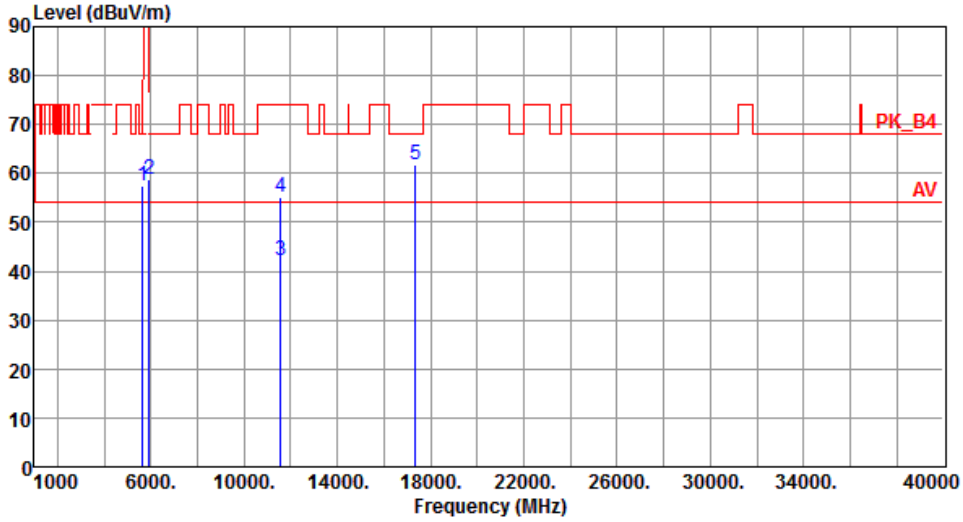

	Freq. MHz	Emission level dBuV/m	Limit dBuV/m	Margin dB	SA reading dBuV	Factor dB	Remark	ANT High cm	Turn Table deg
1	5650.00	57.49	68.20	-10.71	52.52	4.97	Peak	100	78
2	5925.00	58.64	68.20	-9.56	52.55	6.09	Peak	100	78
3	11570.00	42.18	54.00	-11.82	28.23	13.95	Average	100	331
4	11570.00	55.21	74.00	-18.79	41.26	13.95	Peak	100	331
5	17355.00	61.75	68.20	-6.45	44.13	17.62	Peak	115	45

Note 1: Emission Level (dBuV/m) = SA Reading (dBuV/m) + Factor* (dB)
*Factor includes antenna factor , cable loss and amplifier gain
Note 2: Margin (dB) = Emission level (dBuV/m) – Limit (dBuV/m).

Modulation	VHT20	Test Freq. (MHz)	5785
Polarization	Vertical		

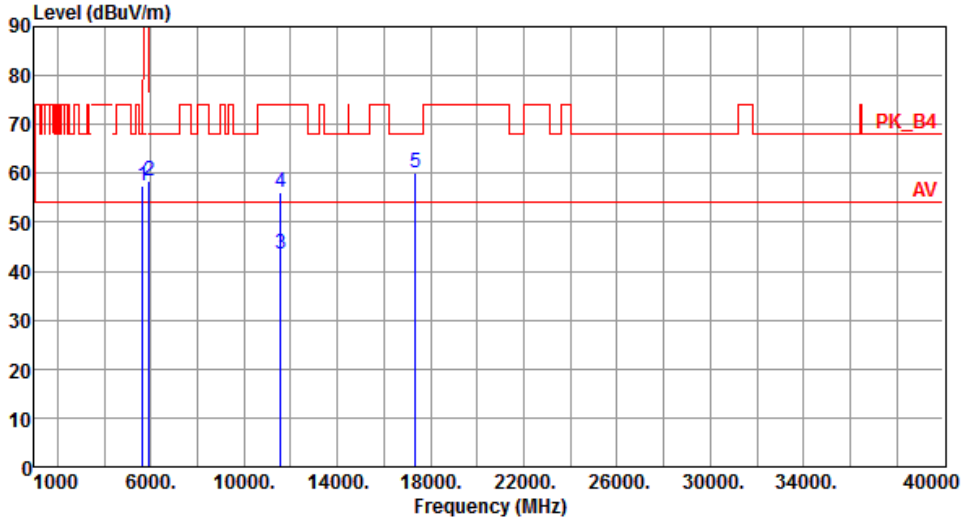

	Freq. MHz	Emission level dBuV/m	Limit dBuV/m	Margin dB	SA reading dBuV	Factor dB	Remark	ANT High cm	Turn Table deg
1	5650.00	57.46	68.20	-10.74	52.49	4.97	Peak	144	12
2	5925.00	58.44	68.20	-9.76	52.35	6.09	Peak	144	12
3	11570.00	43.55	54.00	-10.45	29.60	13.95	Average	100	33
4	11570.00	56.29	74.00	-17.71	42.34	13.95	Peak	100	33
5	17355.00	60.01	68.20	-8.19	42.39	17.62	Peak	100	339

Note 1: Emission Level (dBuV/m) = SA Reading (dBuV/m) + Factor* (dB)
*Factor includes antenna factor , cable loss and amplifier gain
Note 2: Margin (dB) = Emission level (dBuV/m) – Limit (dBuV/m).

Modulation	VHT20	Test Freq. (MHz)	5825
Polarization	Horizontal		

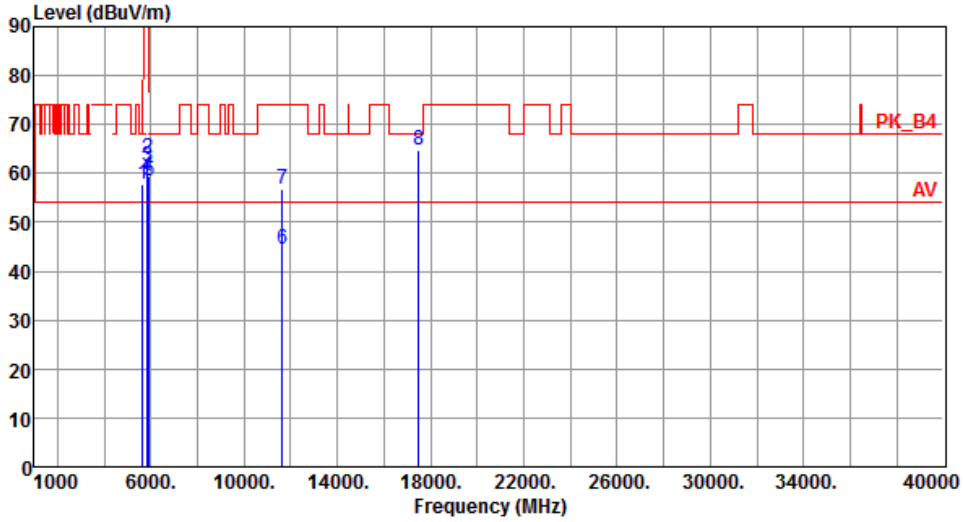

	Freq. MHz	Emission level dBuV/m	Limit dBuV/m	Margin dB	SA reading dBuV	Factor dB	Remark	ANT High cm	Turn Table deg
1	5650.00	57.65	68.20	-10.55	52.68	4.97	Peak	155	85
2	5850.00	63.16	122.20	-59.04	57.35	5.81	Peak	155	85
3	5855.00	61.34	110.80	-49.46	55.51	5.83	Peak	155	85
4	5875.00	59.59	105.20	-45.61	53.69	5.90	Peak	155	85
5	5925.00	58.59	68.20	-9.61	52.50	6.09	Peak	155	85
6	11650.00	44.35	54.00	-9.65	30.73	13.62	Average	174	244
7	11650.00	56.74	74.00	-17.26	43.12	13.62	Peak	174	244
8	17475.00	64.62	68.20	-3.58	46.72	17.90	Peak	116	44

Note 1: Emission Level (dBuV/m) = SA Reading (dBuV/m) + Factor* (dB)
*Factor includes antenna factor , cable loss and amplifier gain
Note 2: Margin (dB) = Emission level (dBuV/m) – Limit (dBuV/m).

Modulation	VHT20	Test Freq. (MHz)	5825
Polarization	Vertical		

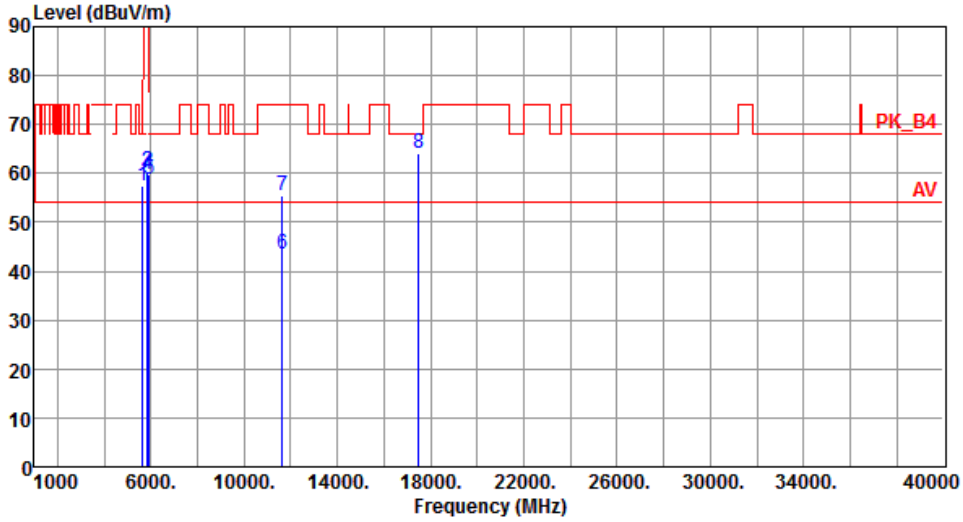

	Freq. MHz	Emission level dBuV/m	Limit dBuV/m	Margin dB	SA reading dBuV	Factor dB	Remark	ANT High cm	Turn Table deg
1	5650.00	57.57	68.20	-10.63	52.60	4.97	Peak	174	17
2	5850.00	60.54	122.20	-61.66	54.73	5.81	Peak	174	17
3	5855.00	60.42	110.80	-50.38	54.59	5.83	Peak	174	17
4	5875.00	59.63	105.20	-45.57	53.73	5.90	Peak	174	17
5	5925.00	58.73	68.20	-9.47	52.64	6.09	Peak	174	17
6	11650.00	43.56	54.00	-10.44	29.94	13.62	Average	156	29
7	11650.00	55.51	74.00	-18.49	41.89	13.62	Peak	156	29
8	17475.00	64.02	68.20	-4.18	46.12	17.90	Peak	100	0

Note 1: Emission Level (dBuV/m) = SA Reading (dBuV/m) + Factor* (dB)
*Factor includes antenna factor , cable loss and amplifier gain
Note 2: Margin (dB) = Emission level (dBuV/m) – Limit (dBuV/m).

3.5.11 Transmitter Radiated Unwanted Emissions (Above 1GHz) for VHT40

Modulation	VHT40	**Test Freq. (MHz)**	5190
Polarization	Horizontal		

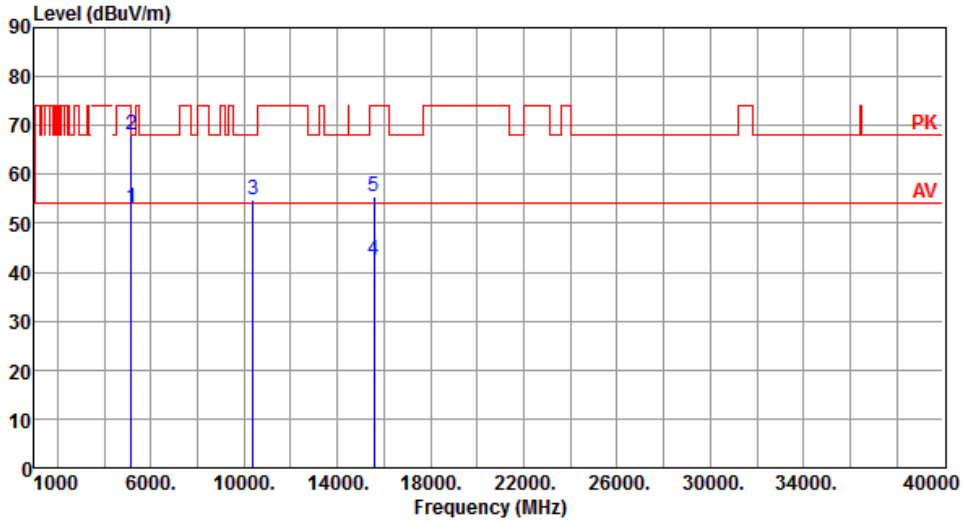

	Freq. MHz	Emission level dBuV/m	Limit dBuV/m	Margin dB	SA reading dBuV	Factor dB	Remark	ANT High cm	Turn Table deg
1	5150.00	52.99	54.00	-1.01	48.45	4.54	Average	229	35
2	5150.00	67.95	74.00	-6.05	63.41	4.54	Peak	229	35
3	10380.00	54.79	68.20	-13.41	40.95	13.84	Peak	100	259
4	15570.00	42.59	54.00	-11.41	28.40	14.19	Average	100	233
5	15570.00	55.35	74.00	-18.65	41.16	14.19	Peak	100	233

Note 1: Emission Level (dBuV/m) = SA Reading (dBuV/m) + Factor* (dB)
*Factor includes antenna factor , cable loss and amplifier gain
Note 2: Margin (dB) = Emission level (dBuV/m) – Limit (dBuV/m).

Modulation	VHT40	Test Freq. (MHz)	5190
Polarization	Vertical		

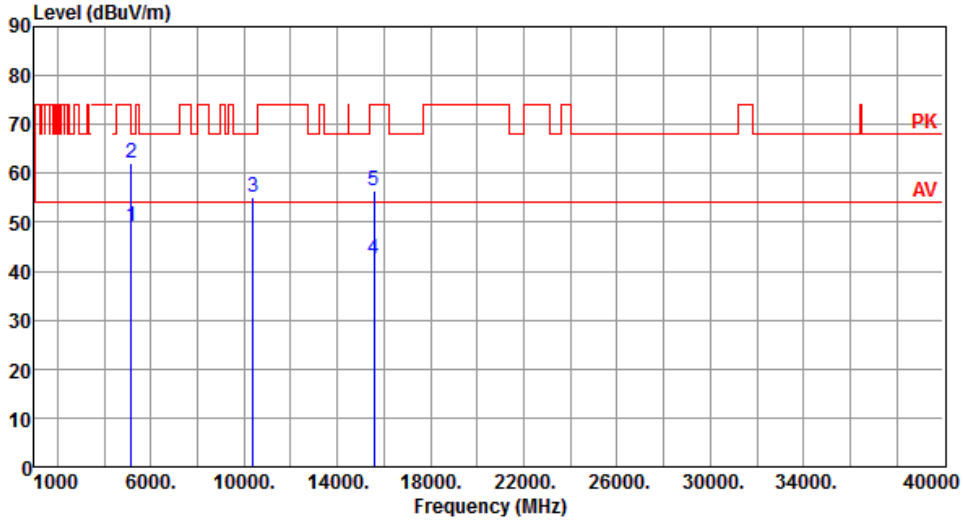

	Freq. MHz	Emission level dBuV/m	Limit dBuV/m	Margin dB	SA reading dBuV	Factor dB	Remark	ANT High cm	Turn Table deg
1	5150.00	49.28	54.00	-4.72	44.74	4.54	Average	137	38
2	5150.00	62.24	74.00	-11.76	57.70	4.54	Peak	137	38
3	10380.00	55.12	68.20	-13.08	41.28	13.84	Peak	100	254
4	15570.00	42.42	54.00	-11.58	28.23	14.19	Average	100	205
5	15570.00	56.43	74.00	-17.57	42.24	14.19	Peak	100	205

Note 1: Emission Level (dBuV/m) = SA Reading (dBuV/m) + Factor* (dB)
*Factor includes antenna factor , cable loss and amplifier gain
Note 2: Margin (dB) = Emission level (dBuV/m) – Limit (dBuV/m).

Modulation	VHT40	Test Freq. (MHz)	5230
Polarization	Horizontal		

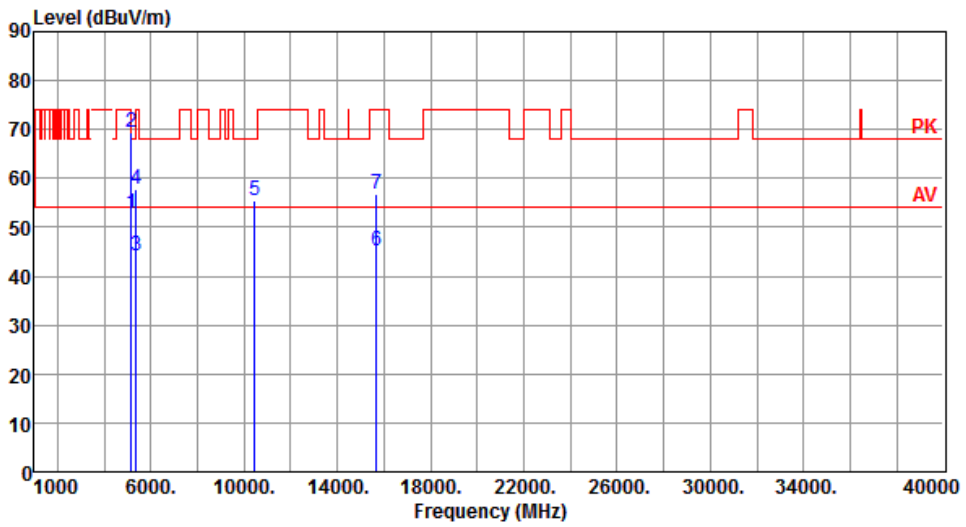

	Freq. MHz	Emission level dBuV/m	Limit dBuV/m	Margin dB	SA reading dBuV	Factor dB	Remark	ANT High cm	Turn Table deg
1	5150.00	52.72	54.00	-1.28	48.18	4.54	Average	255	33
2	5150.00	69.54	74.00	-4.46	65.00	4.54	Peak	255	33
3	5350.00	44.30	54.00	-9.70	40.17	4.13	Average	255	84
4	5350.00	57.82	74.00	-16.18	53.69	4.13	Peak	255	84
5	10460.00	55.33	68.20	-12.87	41.44	13.89	Peak	100	256
6	15690.00	45.25	54.00	-8.75	31.32	13.93	Average	122	231
7	15690.00	56.81	74.00	-17.19	42.88	13.93	Peak	122	231

Note 1: Emission Level (dBuV/m) = SA Reading (dBuV/m) + Factor* (dB)
*Factor includes antenna factor , cable loss and amplifier gain
Note 2: Margin (dB) = Emission level (dBuV/m) – Limit (dBuV/m).

Modulation	VHT40	Test Freq. (MHz)	5230
Polarization	Vertical		

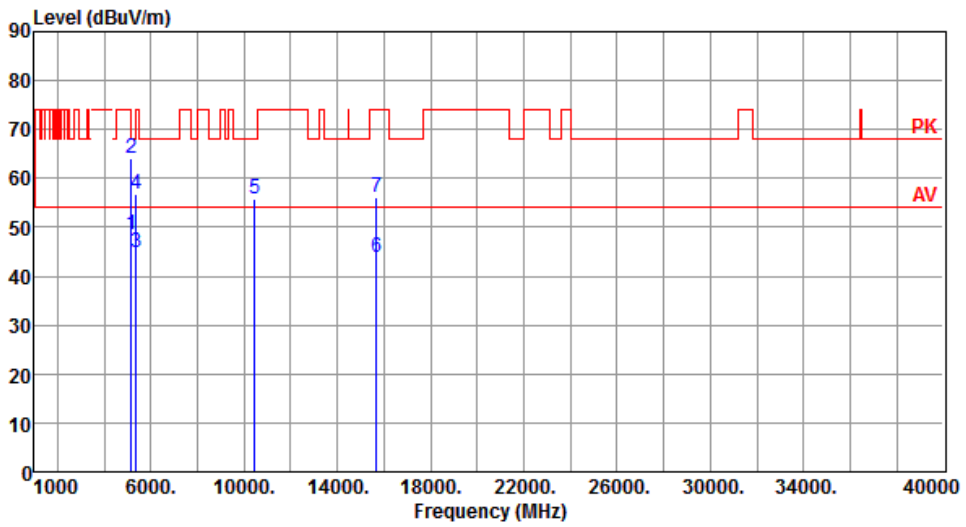

	Freq. MHz	Emission level dBuV/m	Limit dBuV/m	Margin dB	SA reading dBuV	Factor dB	Remark	ANT High cm	Turn Table deg
1	5150.00	48.41	54.00	-5.59	43.87	4.54	Average	100	39
2	5150.00	64.03	74.00	-9.97	59.49	4.54	Peak	100	39
3	5350.00	44.82	54.00	-9.18	40.69	4.13	Average	100	39
4	5350.00	56.92	74.00	-17.08	52.79	4.13	Peak	100	39
5	10460.00	55.75	68.20	-12.45	41.86	13.89	Peak	100	255
6	15690.00	43.73	54.00	-10.27	29.80	13.93	Average	100	203
7	15690.00	56.09	74.00	-17.91	42.16	13.93	Peak	100	203

Note 1: Emission Level (dBuV/m) = SA Reading (dBuV/m) + Factor* (dB)
*Factor includes antenna factor , cable loss and amplifier gain
Note 2: Margin (dB) = Emission level (dBuV/m) – Limit (dBuV/m).

Modulation	VHT40	Test Freq. (MHz)	5270
Polarization	Horizontal		

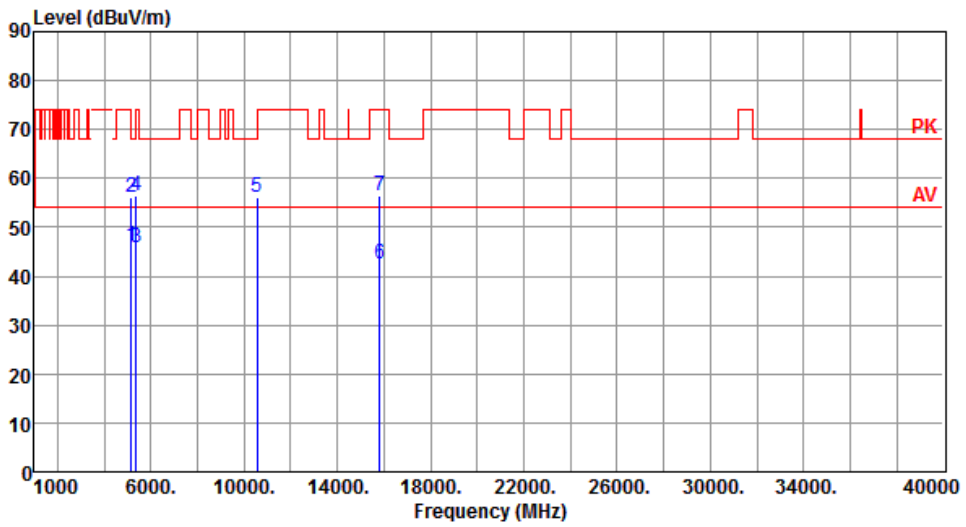

	Freq. MHz	Emission level dBuV/m	Limit dBuV/m	Margin dB	SA reading dBuV	Factor dB	Remark	ANT High cm	Turn Table deg
1	5150.00	46.10	54.00	-7.90	41.56	4.54	Average	100	48
2	5150.00	55.99	74.00	-18.01	51.45	4.54	Peak	100	48
3	5350.00	45.87	54.00	-8.13	41.74	4.13	Average	100	48
4	5350.00	56.53	74.00	-17.47	52.40	4.13	Peak	100	48
5	10540.00	56.12	68.20	-12.08	42.25	13.87	Peak	100	352
6	15810.00	42.55	54.00	-11.45	28.74	13.81	Average	100	341
7	15810.00	56.39	74.00	-17.61	42.58	13.81	Peak	100	341

Note 1: Emission Level (dBuV/m) = SA Reading (dBuV/m) + Factor* (dB)
*Factor includes antenna factor , cable loss and amplifier gain
Note 2: Margin (dB) = Emission level (dBuV/m) – Limit (dBuV/m).

Modulation	VHT40	Test Freq. (MHz)	5270
Polarization	Vertical		

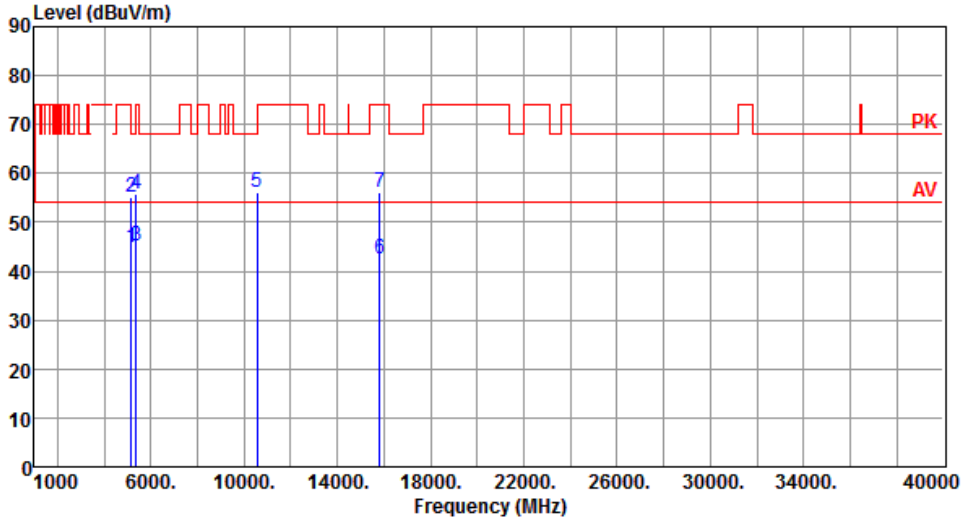

	Freq. MHz	Emission level dBuV/m	Limit dBuV/m	Margin dB	SA reading dBuV	Factor dB	Remark	ANT High cm	Turn Table deg
1	5150.00	44.91	54.00	-9.09	40.37	4.54	Average	112	45
2	5150.00	54.98	74.00	-19.02	50.44	4.54	Peak	112	45
3	5350.00	45.01	54.00	-8.99	40.88	4.13	Average	112	45
4	5350.00	55.76	74.00	-18.24	51.63	4.13	Peak	112	45
5	10540.00	56.19	68.20	-12.01	42.32	13.87	Peak	100	15
6	15810.00	42.49	54.00	-11.51	28.68	13.81	Average	100	23
7	15810.00	56.19	74.00	-17.81	42.38	13.81	Peak	100	23

Note 1: Emission Level (dBuV/m) = SA Reading (dBuV/m) + Factor* (dB)
*Factor includes antenna factor , cable loss and amplifier gain
Note 2: Margin (dB) = Emission level (dBuV/m) – Limit (dBuV/m).

Modulation	VHT40	Test Freq. (MHz)	5310
Polarization	Horizontal		

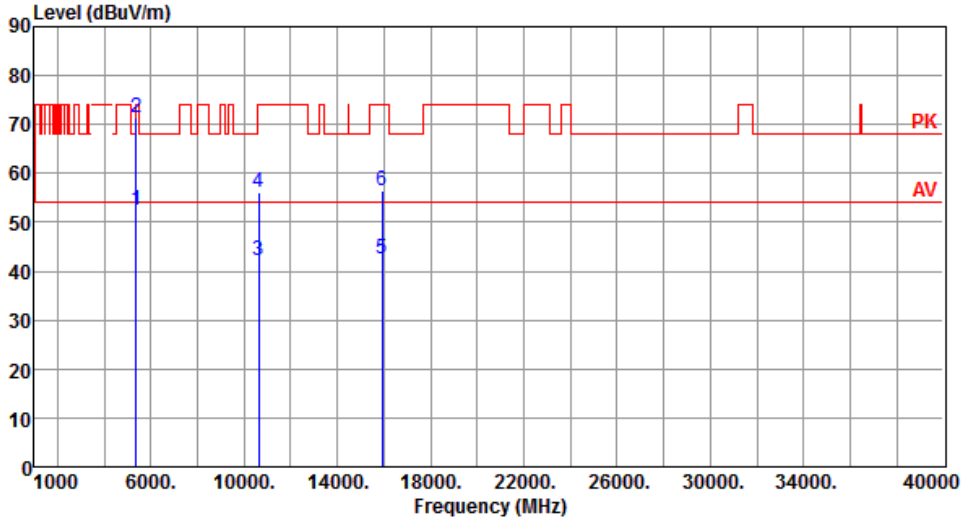

	Freq. MHz	Emission level dBuV/m	Limit dBuV/m	Margin dB	SA reading dBuV	Factor dB	Remark	ANT High cm	Turn Table deg
1	5350.00	52.57	54.00	-1.43	48.44	4.13	Average	349	92
2	5350.00	71.40	74.00	-2.60	67.27	4.13	Peak	349	92
3	10620.00	42.30	54.00	-11.70	28.45	13.85	Average	100	353
4	10620.00	56.21	74.00	-17.79	42.36	13.85	Peak	100	353
5	15930.00	42.58	54.00	-11.42	28.79	13.79	Average	100	345
6	15930.00	56.39	74.00	-17.61	42.60	13.79	Peak	100	345

Note 1: Emission Level (dBuV/m) = SA Reading (dBuV/m) + Factor* (dB)
*Factor includes antenna factor , cable loss and amplifier gain
Note 2: Margin (dB) = Emission level (dBuV/m) – Limit (dBuV/m).

Modulation	VHT40	Test Freq. (MHz)	5310
Polarization	Vertical		

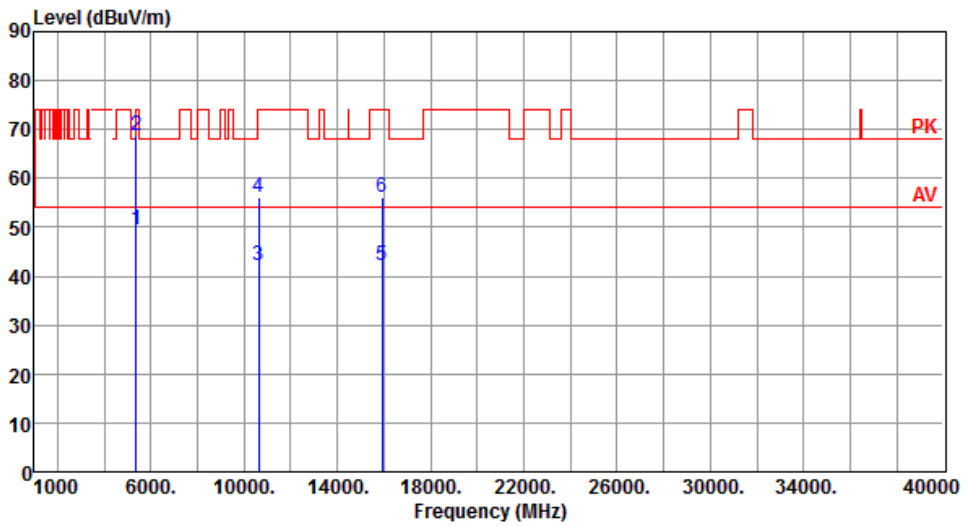

	Freq. MHz	Emission level dBuV/m	Limit dBuV/m	Margin dB	SA reading dBuV	Factor dB	Remark	ANT High cm	Turn Table deg
1	5350.00	49.58	54.00	-4.42	45.45	4.13	Average	133	38
2	5350.00	68.78	74.00	-5.22	64.65	4.13	Peak	133	38
3	10620.00	42.34	54.00	-11.66	28.49	13.85	Average	100	13
4	10620.00	56.00	74.00	-18.00	42.15	13.85	Peak	100	13
5	15930.00	42.06	54.00	-11.94	28.27	13.79	Average	100	23
6	15930.00	56.22	74.00	-17.78	42.43	13.79	Peak	100	23

Note 1: Emission Level (dBuV/m) = SA Reading (dBuV/m) + Factor* (dB)
*Factor includes antenna factor , cable loss and amplifier gain
Note 2: Margin (dB) = Emission level (dBuV/m) – Limit (dBuV/m).

Modulation	VHT40	Test Freq. (MHz)	5510
Polarization	Horizontal		

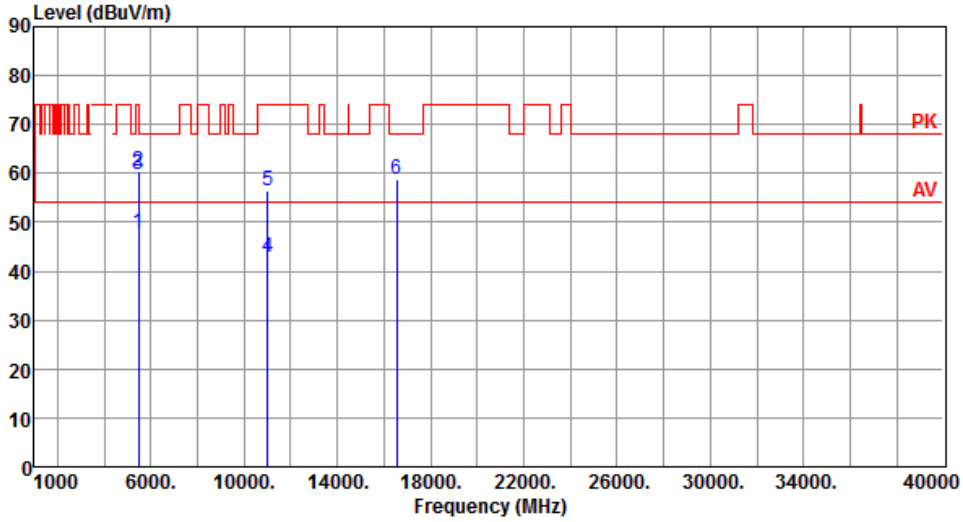

	Freq. MHz	Emission level dBuV/m	Limit dBuV/m	Margin dB	SA reading dBuV	Factor dB	Remark	ANT High cm	Turn Table deg
1	5460.00	47.98	54.00	-6.02	43.34	4.64	Average	103	68
2	5460.00	60.40	74.00	-13.60	55.76	4.64	Peak	103	68
3	5470.00	59.66	68.20	-8.54	55.01	4.65	Peak	103	68
4	11020.00	42.80	54.00	-11.20	28.60	14.20	Average	100	18
5	11020.00	56.61	74.00	-17.39	42.41	14.20	Peak	100	18
6	16530.00	58.80	68.20	-9.40	42.97	15.83	Peak	100	23

Note 1: Emission Level (dBuV/m) = SA Reading (dBuV/m) + Factor* (dB)
*Factor includes antenna factor , cable loss and amplifier gain
Note 2: Margin (dB) = Emission level (dBuV/m) – Limit (dBuV/m).

Modulation	VHT40	Test Freq. (MHz)	5510
Polarization	Vertical		

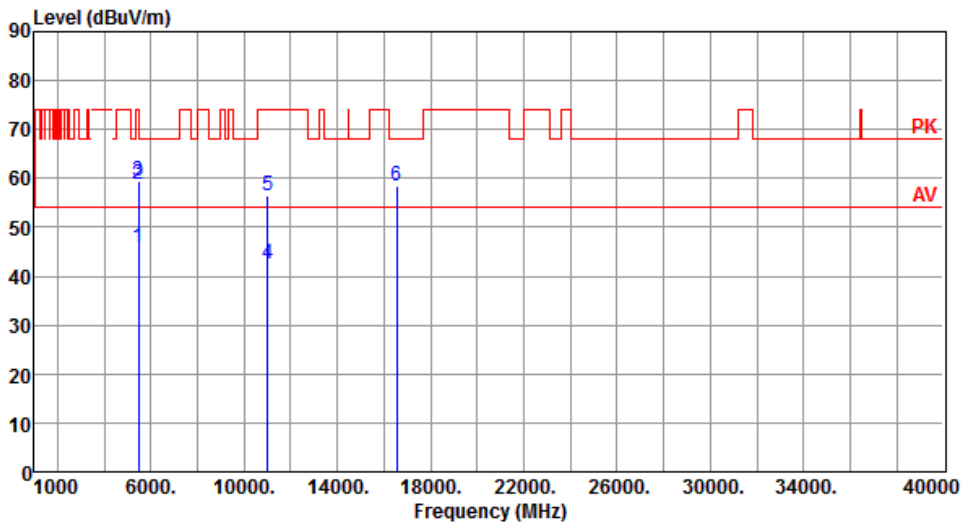

	Freq. MHz	Emission level dBuV/m	Limit dBuV/m	Margin dB	SA reading dBuV	Factor dB	Remark	ANT High cm	Turn Table deg
1	5460.00	45.97	54.00	-8.03	41.33	4.64	Average	178	7
2	5460.00	58.71	74.00	-15.29	54.07	4.64	Peak	178	7
3	5470.00	59.36	68.20	-8.84	54.71	4.65	Peak	178	7
4	11020.00	42.63	54.00	-11.37	28.43	14.20	Average	100	5
5	11020.00	56.60	74.00	-17.40	42.40	14.20	Peak	100	5
6	16530.00	58.60	68.20	-9.60	42.77	15.83	Peak	100	13

Note 1: Emission Level (dBuV/m) = SA Reading (dBuV/m) + Factor* (dB)
*Factor includes antenna factor , cable loss and amplifier gain
Note 2: Margin (dB) = Emission level (dBuV/m) – Limit (dBuV/m).

Modulation	VHT40	Test Freq. (MHz)	5590
Polarization	Horizontal		

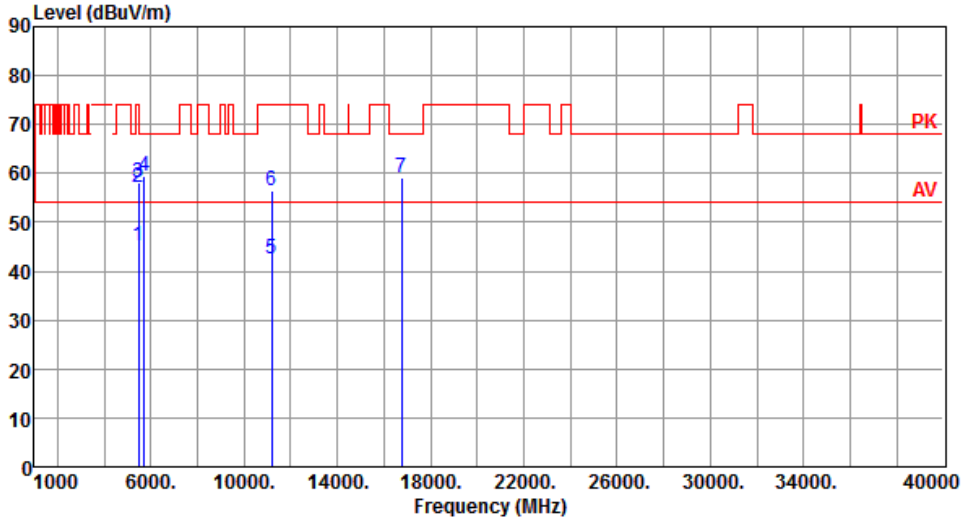

	Freq. MHz	Emission level dBuV/m	Limit dBuV/m	Margin dB	SA reading dBuV	Factor dB	Remark	ANT High cm	Turn Table deg
1	5460.00	45.20	54.00	-8.80	40.56	4.64	Average	171	67
2	5460.00	57.26	74.00	-16.74	52.62	4.64	Peak	171	67
3	5470.00	58.05	68.20	-10.15	53.40	4.65	Peak	171	67
4	5725.00	59.46	68.20	-8.74	54.21	5.25	Peak	171	67
5	11180.00	42.60	54.00	-11.40	28.74	13.86	Average	100	13
6	11180.00	56.47	74.00	-17.53	42.61	13.86	Peak	100	13
7	16770.00	59.26	68.20	-8.94	42.08	17.18	Peak	100	22

Note 1: Emission Level (dBuV/m) = SA Reading (dBuV/m) + Factor* (dB)
*Factor includes antenna factor , cable loss and amplifier gain
Note 2: Margin (dB) = Emission level (dBuV/m) – Limit (dBuV/m).

Modulation	VHT40	Test Freq. (MHz)	5590
Polarization	Vertical		

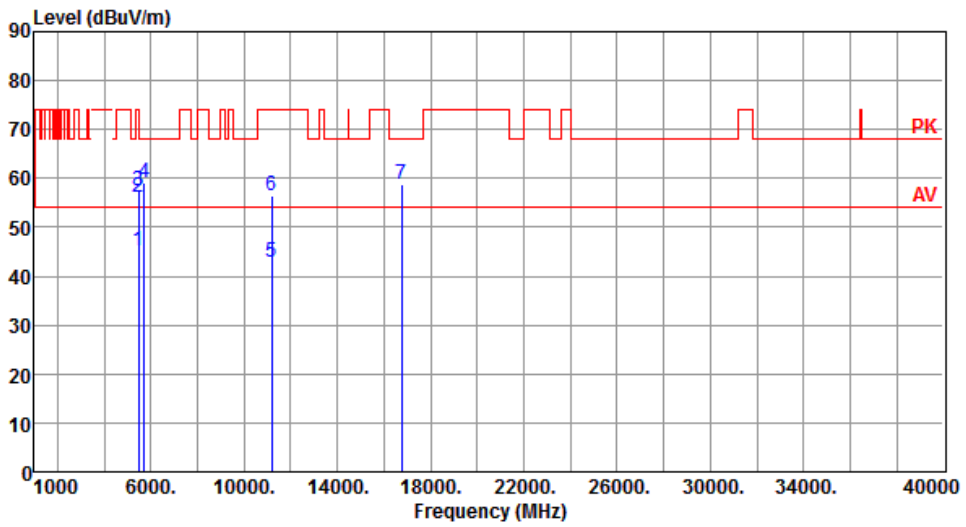

	Freq. MHz	Emission level dBuV/m	Limit dBuV/m	Margin dB	SA reading dBuV	Factor dB	Remark	ANT High cm	Turn Table deg
1	5460.00	45.02	54.00	-8.98	40.38	4.64	Average	158	327
2	5460.00	56.12	74.00	-17.88	51.48	4.64	Peak	158	327
3	5470.00	57.53	68.20	-10.67	52.88	4.65	Peak	158	327
4	5725.00	59.21	68.20	-8.99	53.96	5.25	Peak	158	327
5	11180.00	42.70	54.00	-11.30	28.84	13.86	Average	100	3
6	11180.00	56.32	74.00	-17.68	42.46	13.86	Peak	100	3
7	16770.00	58.86	68.20	-9.34	41.68	17.18	Peak	100	17

Note 1: Emission Level (dBuV/m) = SA Reading (dBuV/m) + Factor* (dB)
*Factor includes antenna factor , cable loss and amplifier gain
Note 2: Margin (dB) = Emission level (dBuV/m) – Limit (dBuV/m).

Modulation	VHT40	Test Freq. (MHz)	5670
Polarization	Horizontal		

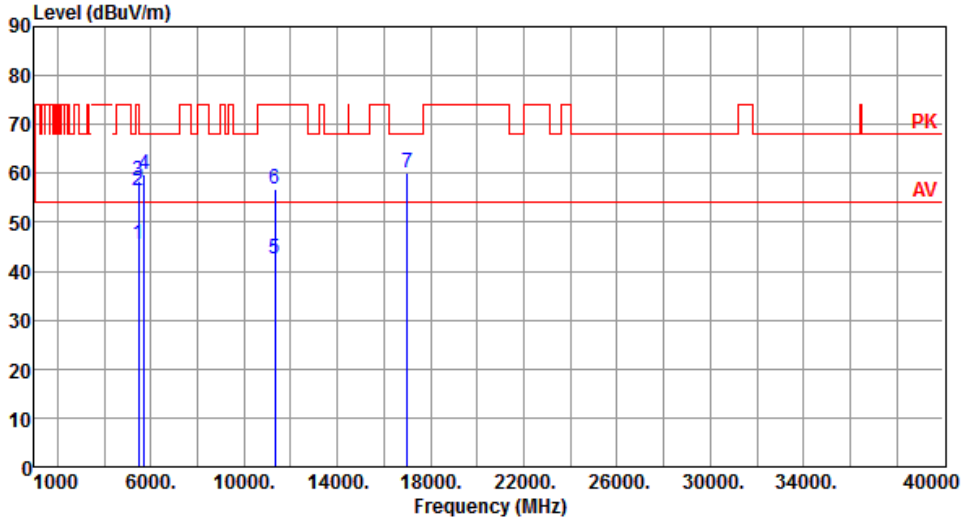

	Freq. MHz	Emission level dBuV/m	Limit dBuV/m	Margin dB	SA reading dBuV	Factor dB	Remark	ANT High cm	Turn Table deg
1	5460.00	45.62	54.00	-8.38	40.98	4.64	Average	150	51
2	5460.00	56.36	74.00	-17.64	51.72	4.64	Peak	150	51
3	5470.00	58.38	68.20	-9.82	53.73	4.65	Peak	150	51
4	5725.00	59.88	68.20	-8.32	54.63	5.25	Peak	150	51
5	11340.00	42.41	54.00	-11.59	28.49	13.92	Average	100	12
6	11340.00	56.72	74.00	-17.28	42.80	13.92	Peak	100	12
7	17010.00	59.95	68.20	-8.25	42.69	17.26	Peak	100	23

Note 1: Emission Level (dBuV/m) = SA Reading (dBuV/m) + Factor* (dB)
*Factor includes antenna factor , cable loss and amplifier gain
Note 2: Margin (dB) = Emission level (dBuV/m) – Limit (dBuV/m).

Modulation	VHT40	Test Freq. (MHz)	5670
Polarization	Vertical		

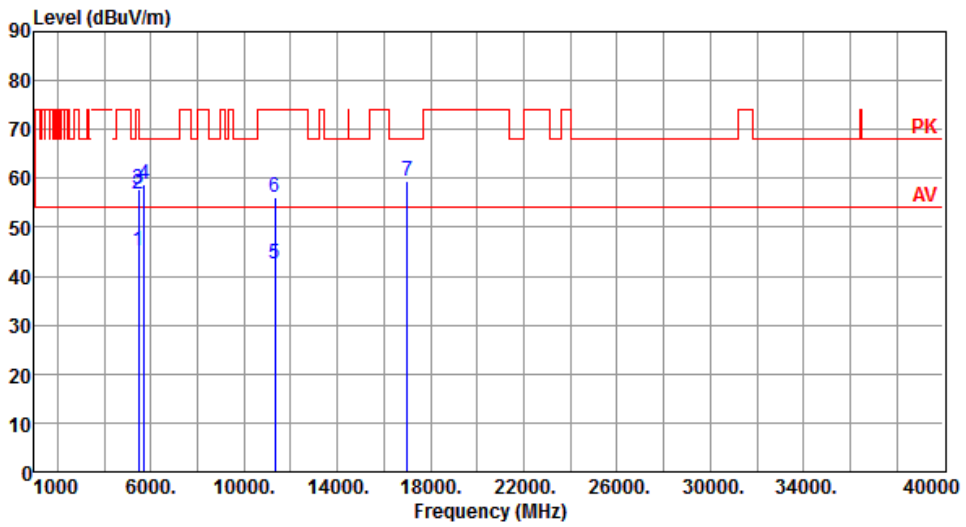

	Freq. MHz	Emission level dBuV/m	Limit dBuV/m	Margin dB	SA reading dBuV	Factor dB	Remark	ANT High cm	Turn Table deg
1	5460.00	45.02	54.00	-8.98	40.38	4.64	Average	106	338
2	5460.00	56.93	74.00	-17.07	52.29	4.64	Peak	106	338
3	5470.00	57.72	68.20	-10.48	53.07	4.65	Peak	106	338
4	5725.00	58.88	68.20	-9.32	53.63	5.25	Peak	106	338
5	11340.00	42.58	54.00	-11.42	28.66	13.92	Average	100	6
6	11340.00	56.25	74.00	-17.75	42.33	13.92	Peak	100	6
7	17010.00	59.58	68.20	-8.62	42.32	17.26	Peak	100	18

Note 1: Emission Level (dBuV/m) = SA Reading (dBuV/m) + Factor* (dB)
*Factor includes antenna factor , cable loss and amplifier gain
Note 2: Margin (dB) = Emission level (dBuV/m) – Limit (dBuV/m).

Modulation	VHT40	Test Freq. (MHz)	5710
Polarization	Horizontal		

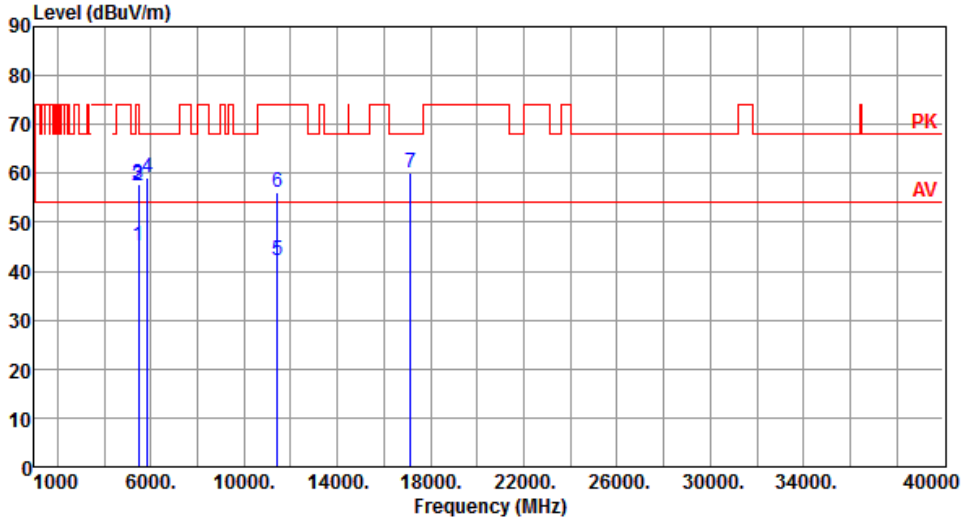

	Freq. MHz	Emission level dBuV/m	Limit dBuV/m	Margin dB	SA reading dBuV	Factor dB	Remark	ANT High cm	Turn Table deg
1	5460.00	45.16	54.00	-8.84	40.52	4.64	Average	177	59
2	5460.00	57.54	74.00	-16.46	52.90	4.64	Peak	177	59
3	5470.00	57.92	68.20	-10.28	53.27	4.65	Peak	177	59
4	5850.00	59.13	68.20	-9.07	53.32	5.81	Peak	177	59
5	11420.00	42.21	54.00	-11.79	28.18	14.03	Average	100	17
6	11420.00	56.16	74.00	-17.84	42.13	14.03	Peak	100	17
7	17130.00	60.03	68.20	-8.17	43.04	16.99	Peak	100	25

Note 1: Emission Level (dBuV/m) = SA Reading (dBuV/m) + Factor* (dB)
*Factor includes antenna factor , cable loss and amplifier gain
Note 2: Margin (dB) = Emission level (dBuV/m) – Limit (dBuV/m).

Modulation	VHT40	Test Freq. (MHz)	5710
Polarization	Vertical		

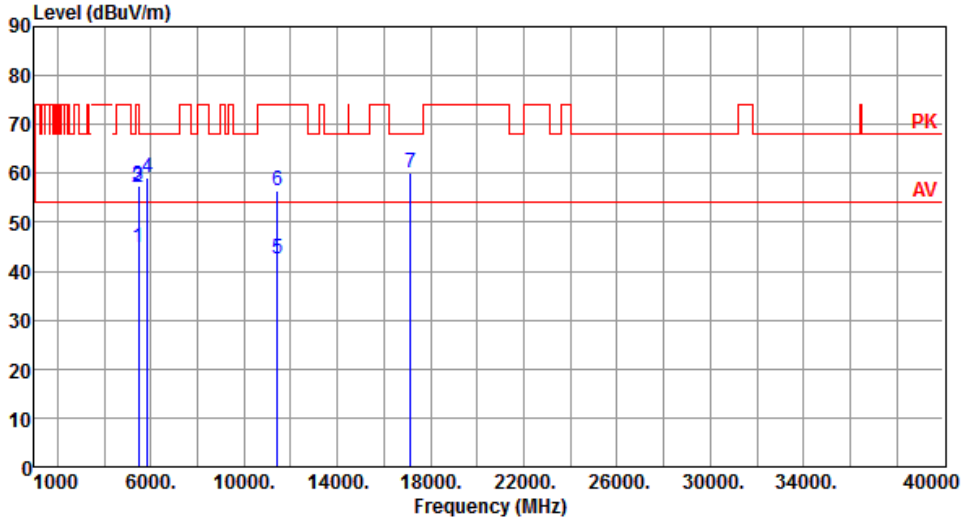

	Freq. MHz	Emission level dBuV/m	Limit dBuV/m	Margin dB	SA reading dBuV	Factor dB	Remark	ANT High cm	Turn Table deg
1	5460.00	44.88	54.00	-9.12	40.24	4.64	Average	121	21
2	5460.00	57.02	74.00	-16.98	52.38	4.64	Peak	121	21
3	5470.00	57.52	68.20	-10.68	52.87	4.65	Peak	121	21
4	5850.00	58.97	68.20	-9.23	53.16	5.81	Peak	121	21
5	11420.00	42.54	54.00	-11.46	28.51	14.03	Average	100	3
6	11420.00	56.32	74.00	-17.68	42.29	14.03	Peak	100	3
7	17130.00	60.13	68.20	-8.07	43.14	16.99	Peak	100	17

Note 1: Emission Level (dBuV/m) = SA Reading (dBuV/m) + Factor* (dB)
*Factor includes antenna factor , cable loss and amplifier gain
Note 2: Margin (dB) = Emission level (dBuV/m) – Limit (dBuV/m).

Modulation	VHT40	Test Freq. (MHz)	5755
Polarization	Horizontal		

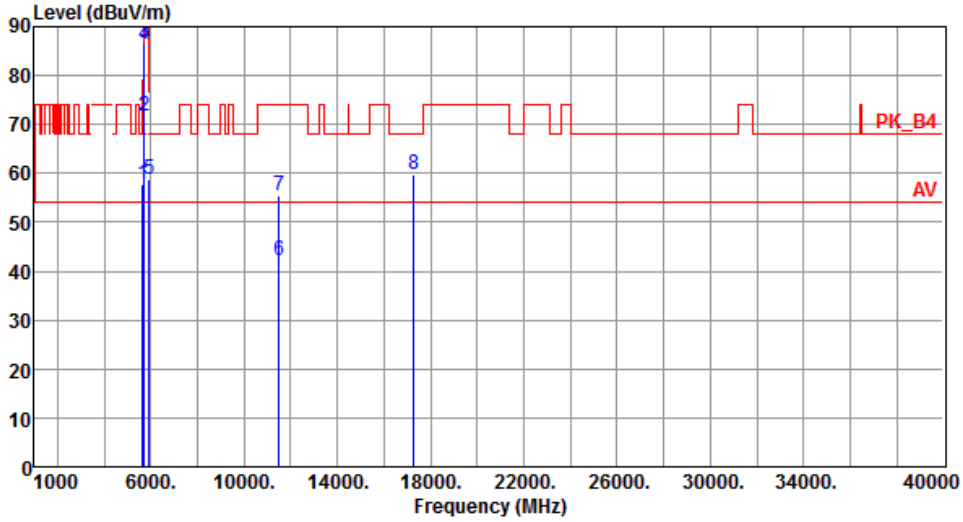

	Freq. MHz	Emission level dBuV/m	Limit dBuV/m	Margin dB	SA reading dBuV	Factor dB	Remark	ANT High cm	Turn Table deg
1	5650.00	57.89	68.20	-10.31	52.92	4.97	Peak	154	90
2	5700.00	71.89	105.20	-33.31	66.73	5.16	Peak	154	90
3	5720.00	86.53	110.80	-24.27	81.30	5.23	Peak	154	90
4	5725.00	86.21	122.20	-35.99	80.96	5.25	Peak	154	90
5	5925.00	58.71	68.20	-9.49	52.62	6.09	Peak	154	90
6	11510.00	42.14	54.00	-11.86	28.03	14.11	Average	100	100
7	11510.00	55.38	74.00	-18.62	41.27	14.11	Peak	100	100
8	17265.00	59.85	68.20	-8.35	42.54	17.31	Peak	100	54

Note 1: Emission Level (dBuV/m) = SA Reading (dBuV/m) + Factor* (dB)
*Factor includes antenna factor , cable loss and amplifier gain
Note 2: Margin (dB) = Emission level (dBuV/m) – Limit (dBuV/m).

Modulation	VHT40	Test Freq. (MHz)	5755
Polarization	Vertical		

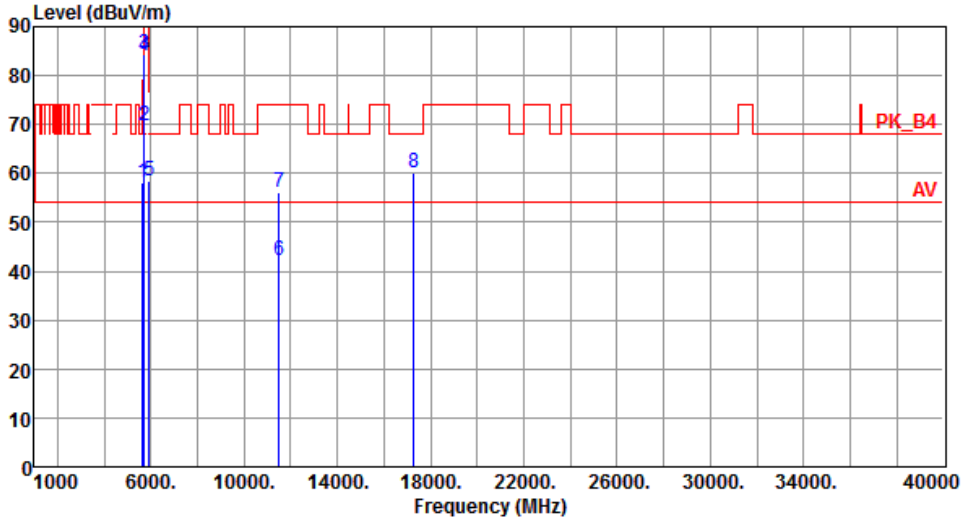

	Freq. MHz	Emission level dBuV/m	Limit dBuV/m	Margin dB	SA reading dBuV	Factor dB	Remark	ANT High cm	Turn Table deg
1	5650.00	58.06	68.20	-10.14	53.09	4.97	Peak	134	8
2	5700.00	69.89	105.20	-35.31	64.73	5.16	Peak	134	8
3	5720.00	84.32	110.80	-26.48	79.09	5.23	Peak	134	8
4	5725.00	83.92	122.20	-38.28	78.67	5.25	Peak	134	8
5	5925.00	58.45	68.20	-9.75	52.36	6.09	Peak	134	8
6	11510.00	42.28	54.00	-11.72	28.17	14.11	Average	100	30
7	11510.00	56.17	74.00	-17.83	42.06	14.11	Peak	100	30
8	17265.00	59.95	68.20	-8.25	42.64	17.31	Peak	100	300

Note 1: Emission Level (dBuV/m) = SA Reading (dBuV/m) + Factor* (dB)
*Factor includes antenna factor , cable loss and amplifier gain
Note 2: Margin (dB) = Emission level (dBuV/m) – Limit (dBuV/m).

Modulation	VHT40	Test Freq. (MHz)	5795
Polarization	Horizontal		

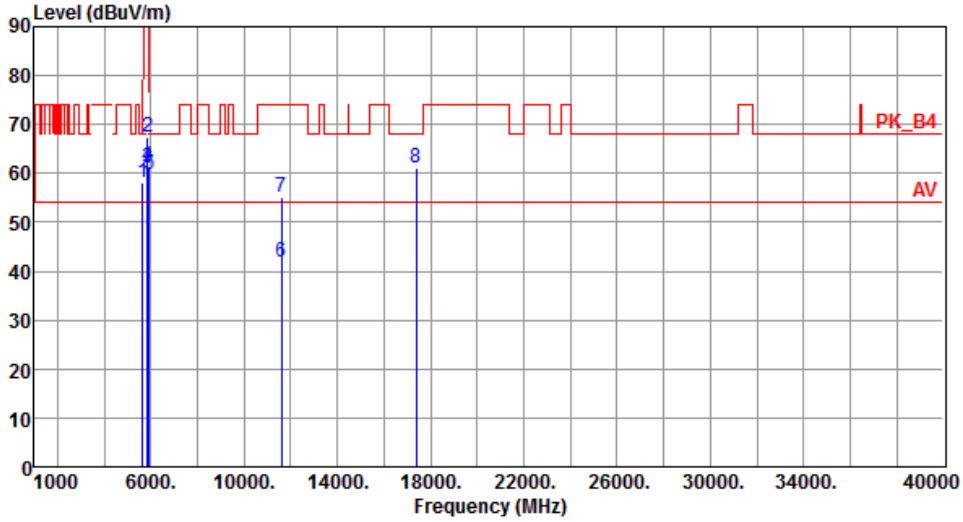

	Freq. MHz	Emission level dBuV/m	Limit dBuV/m	Margin dB	SA reading dBuV	Factor dB	Remark	ANT High cm	Turn Table deg
1	5650.00	58.26	68.20	-9.94	53.29	4.97	Peak	168	63
2	5850.00	67.46	122.20	-54.74	61.65	5.81	Peak	168	63
3	5855.00	61.20	110.80	-49.60	55.37	5.83	Peak	168	63
4	5875.00	61.44	105.20	-43.76	55.54	5.90	Peak	168	63
5	5925.00	59.78	68.20	-8.42	53.69	6.09	Peak	168	63
6	11590.00	42.00	54.00	-12.00	28.11	13.89	Average	100	350
7	11590.00	55.17	74.00	-18.83	41.28	13.89	Peak	100	350
8	17385.00	61.11	68.20	-7.09	43.36	17.75	Peak	127	37

Note 1: Emission Level (dBuV/m) = SA Reading (dBuV/m) + Factor* (dB)
*Factor includes antenna factor , cable loss and amplifier gain
Note 2: Margin (dB) = Emission level (dBuV/m) – Limit (dBuV/m).

Modulation	VHT40	Test Freq. (MHz)	5795
Polarization	Vertical		

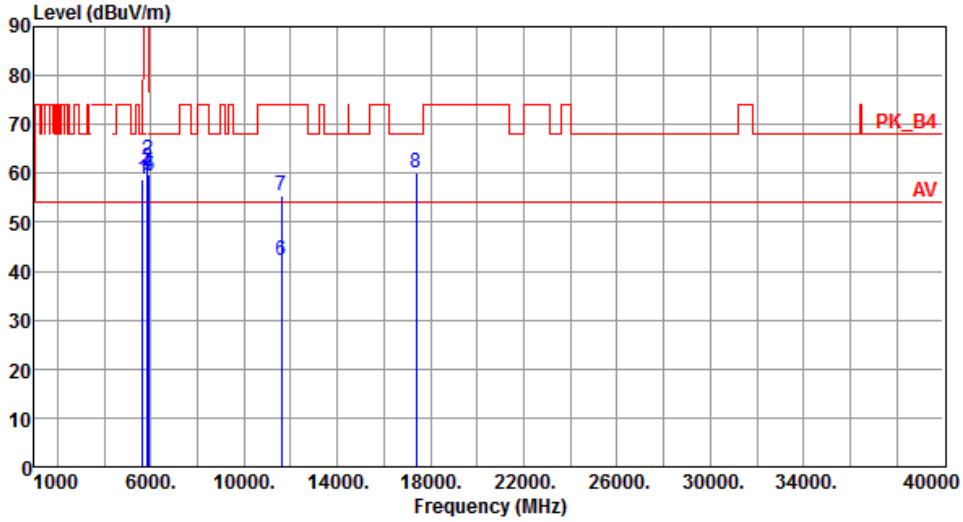

	Freq. MHz	Emission level dBuV/m	Limit dBuV/m	Margin dB	SA reading dBuV	Factor dB	Remark	ANT High cm	Turn Table deg
1	5650.00	58.62	68.20	-9.58	53.65	4.97	Peak	168	11
2	5850.00	62.71	122.20	-59.49	56.90	5.81	Peak	168	11
3	5855.00	60.94	110.80	-49.86	55.11	5.83	Peak	168	11
4	5875.00	59.91	105.20	-45.29	54.01	5.90	Peak	168	11
5	5925.00	59.45	68.20	-8.75	53.36	6.09	Peak	168	11
6	11590.00	42.09	54.00	-11.91	28.20	13.89	Average	100	45
7	11590.00	55.44	74.00	-18.56	41.55	13.89	Peak	100	45
8	17385.00	60.20	68.20	-8.00	42.45	17.75	Peak	100	340

Note 1: Emission Level (dBuV/m) = SA Reading (dBuV/m) + Factor* (dB)
*Factor includes antenna factor , cable loss and amplifier gain
Note 2: Margin (dB) = Emission level (dBuV/m) – Limit (dBuV/m).

3.5.12 Transmitter Radiated Unwanted Emissions (Above 1GHz) for VHT80

Modulation	VHT80	**Test Freq. (MHz)**	5210
Polarization	Horizontal		

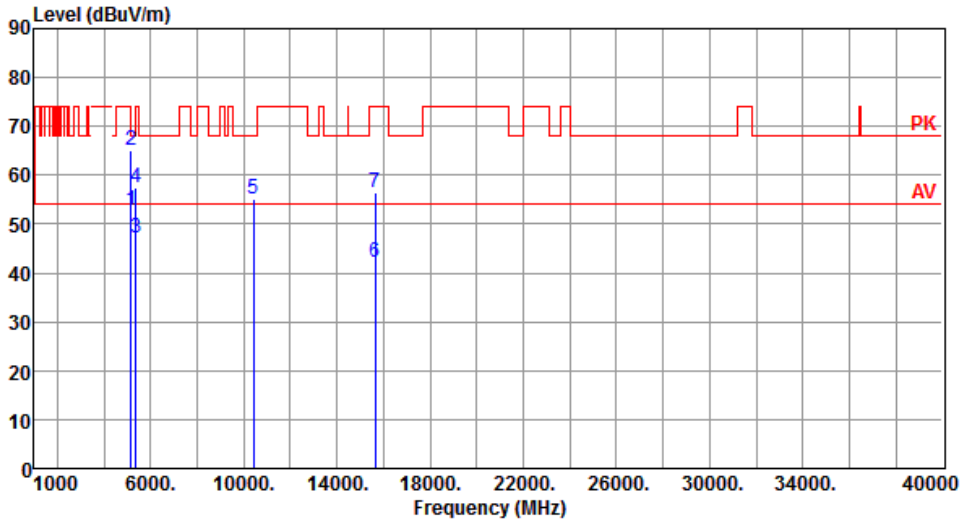

	Freq. MHz	Emission level dBuV/m	Limit dBuV/m	Margin dB	SA reading dBuV	Factor dB	Remark	ANT High cm	Turn Table deg
1	5150.00	52.84	54.00	-1.16	48.30	4.54	Average	100	59
2	5150.00	64.95	74.00	-9.05	60.41	4.54	Peak	100	59
3	5350.00	47.23	54.00	-6.77	43.10	4.13	Average	100	43
4	5350.00	57.35	74.00	-16.65	53.22	4.13	Peak	100	43
5	10420.00	55.25	68.20	-12.95	41.36	13.89	Peak	100	259
6	15630.00	42.34	54.00	-11.66	28.30	14.04	Average	100	48
7	15630.00	56.31	74.00	-17.69	42.27	14.04	Peak	100	48

Note 1: Emission Level (dBuV/m) = SA Reading (dBuV/m) + Factor* (dB)
*Factor includes antenna factor , cable loss and amplifier gain
Note 2: Margin (dB) = Emission level (dBuV/m) – Limit (dBuV/m).

Modulation	VHT80	Test Freq. (MHz)	5210
Polarization	Vertical		

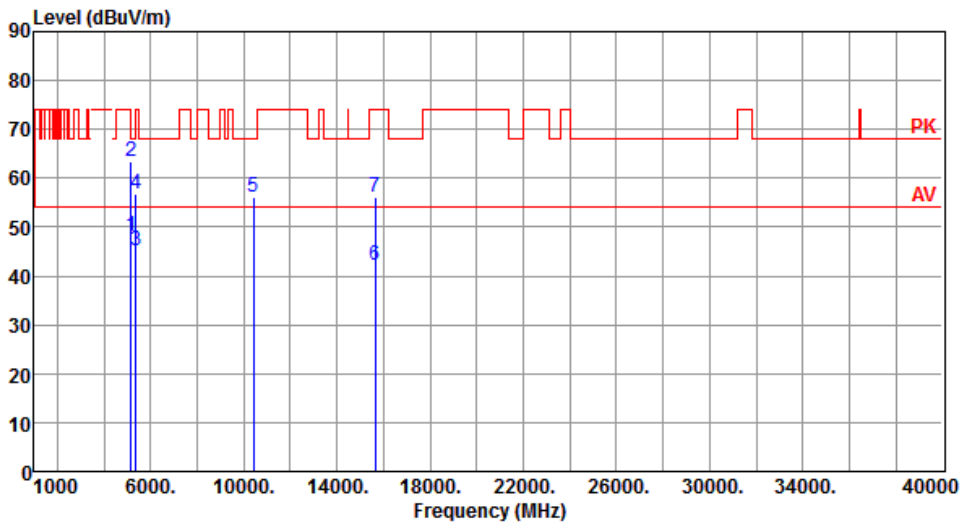

	Freq. MHz	Emission level dBuV/m	Limit dBuV/m	Margin dB	SA reading dBuV	Factor dB	Remark	ANT High cm	Turn Table deg
1	5150.00	48.31	54.00	-5.69	43.77	4.54	Average	100	36
2	5150.00	63.39	74.00	-10.61	58.85	4.54	Peak	100	36
3	5350.00	45.24	54.00	-8.76	41.11	4.13	Average	100	36
4	5350.00	56.80	74.00	-17.20	52.67	4.13	Peak	100	36
5	10420.00	56.15	68.20	-12.05	42.26	13.89	Peak	100	199
6	15630.00	42.09	54.00	-11.91	28.05	14.04	Average	100	195
7	15630.00	56.23	74.00	-17.77	42.19	14.04	Peak	100	195

Note 1: Emission Level (dBuV/m) = SA Reading (dBuV/m) + Factor* (dB)
*Factor includes antenna factor , cable loss and amplifier gain
Note 2: Margin (dB) = Emission level (dBuV/m) – Limit (dBuV/m).

Modulation	VHT80	Test Freq. (MHz)	5290
Polarization	Horizontal		

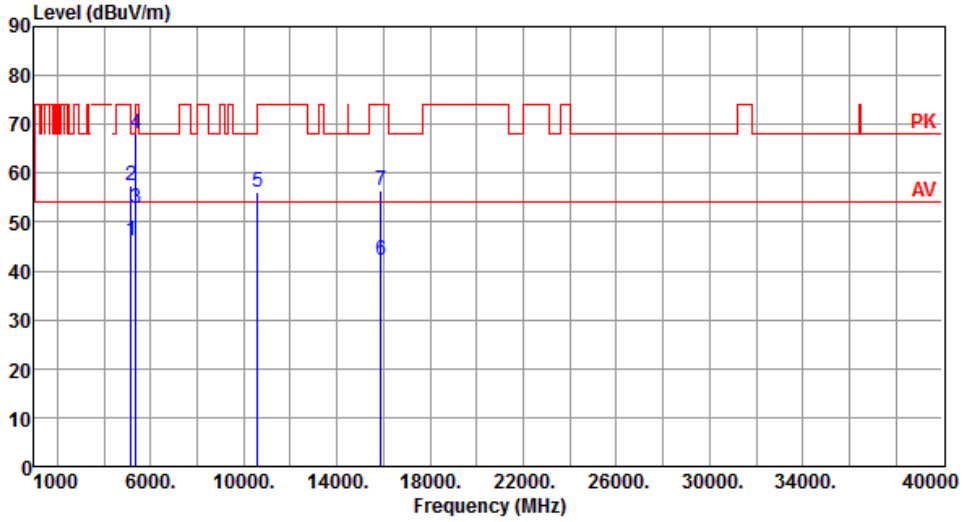

	Freq. MHz	Emission level dBuV/m	Limit dBuV/m	Margin dB	SA reading dBuV	Factor dB	Remark	ANT High cm	Turn Table deg
1	5150.00	46.02	54.00	-7.98	41.48	4.54	Average	100	42
2	5150.00	57.32	74.00	-16.68	52.78	4.54	Peak	100	42
3	5350.00	52.82	54.00	-1.18	48.69	4.13	Average	149	46
4	5350.00	67.97	74.00	-6.03	63.84	4.13	Peak	149	46
5	10580.00	56.03	68.20	-12.17	42.17	13.86	Peak	100	359
6	15870.00	42.14	54.00	-11.86	28.32	13.82	Average	100	354
7	15870.00	56.30	74.00	-17.70	42.48	13.82	Peak	100	354

Note 1: Emission Level (dBuV/m) = SA Reading (dBuV/m) + Factor* (dB)
*Factor includes antenna factor , cable loss and amplifier gain
Note 2: Margin (dB) = Emission level (dBuV/m) – Limit (dBuV/m).

Modulation	VHT80	Test Freq. (MHz)	5290
Polarization	Vertical		

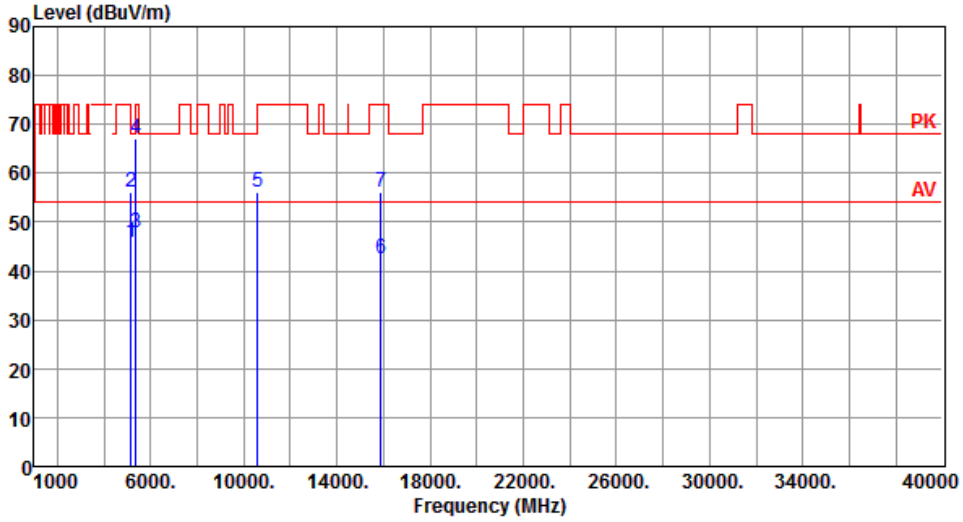

	Freq. MHz	Emission level dBuV/m	Limit dBuV/m	Margin dB	SA reading dBuV	Factor dB	Remark	ANT High cm	Turn Table deg
1	5150.00	45.69	54.00	-8.31	41.15	4.54	Average	129	39
2	5150.00	56.29	74.00	-17.71	51.75	4.54	Peak	129	39
3	5350.00	47.90	54.00	-6.10	43.77	4.13	Average	129	39
4	5350.00	67.00	74.00	-7.00	62.87	4.13	Peak	129	39
5	10580.00	56.07	68.20	-12.13	42.21	13.86	Peak	100	14
6	15870.00	42.50	54.00	-11.50	28.68	13.82	Average	100	23
7	15870.00	56.10	74.00	-17.90	42.28	13.82	Peak	100	23

Note 1: Emission Level (dBuV/m) = SA Reading (dBuV/m) + Factor* (dB)
*Factor includes antenna factor , cable loss and amplifier gain
Note 2: Margin (dB) = Emission level (dBuV/m) – Limit (dBuV/m).

Modulation	VHT80	Test Freq. (MHz)	5530
Polarization	Horizontal		

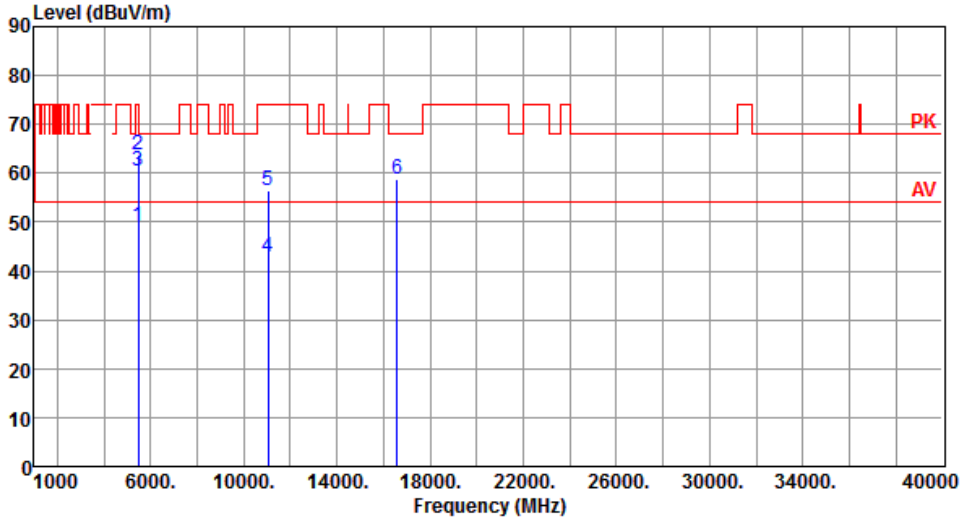

	Freq. MHz	Emission level dBuV/m	Limit dBuV/m	Margin dB	SA reading dBuV	Factor dB	Remark	ANT High cm	Turn Table deg
1	5460.00	49.07	54.00	-4.93	44.43	4.64	Average	258	347
2	5460.00	63.78	74.00	-10.22	59.14	4.64	Peak	258	347
3	5470.00	60.33	68.20	-7.87	55.68	4.65	Peak	258	347
4	11060.00	42.73	54.00	-11.27	28.64	14.09	Average	100	12
5	11060.00	56.58	74.00	-17.42	42.49	14.09	Peak	100	12
6	16590.00	58.74	68.20	-9.46	42.69	16.05	Peak	100	12

Note 1: Emission Level (dBuV/m) = SA Reading (dBuV/m) + Factor* (dB)
*Factor includes antenna factor , cable loss and amplifier gain
Note 2: Margin (dB) = Emission level (dBuV/m) – Limit (dBuV/m).

Modulation	VHT80	Test Freq. (MHz)	5530
Polarization	Vertical		

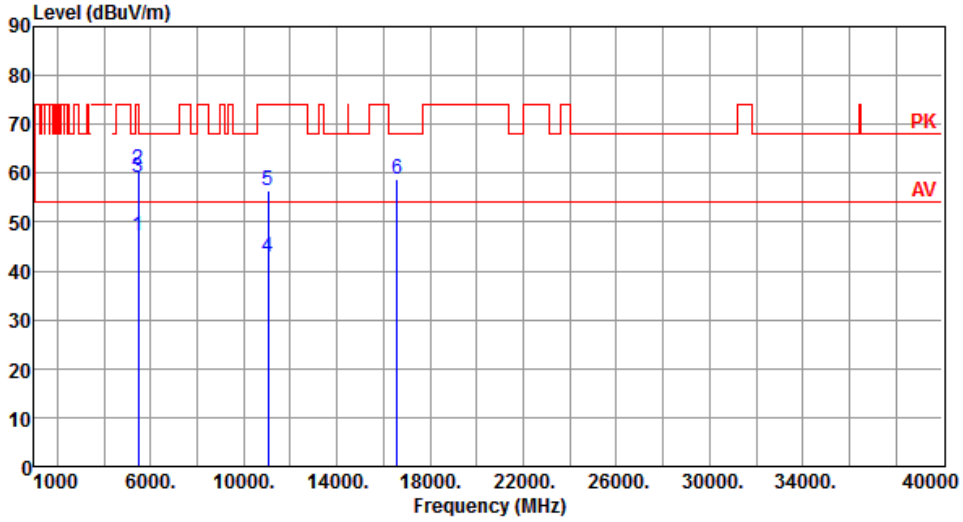

	Freq. MHz	Emission level dBuV/m	Limit dBuV/m	Margin dB	SA reading dBuV	Factor dB	Remark	ANT High cm	Turn Table deg
1	5460.00	47.05	54.00	-6.95	42.41	4.64	Average	122	1
2	5460.00	60.82	74.00	-13.18	56.18	4.64	Peak	122	1
3	5470.00	59.24	68.20	-8.96	54.59	4.65	Peak	122	1
4	11060.00	42.79	54.00	-11.21	28.70	14.09	Average	100	5
5	11060.00	56.53	74.00	-17.47	42.44	14.09	Peak	100	5
6	16590.00	58.81	68.20	-9.39	42.76	16.05	Peak	100	16

Note 1: Emission Level (dBuV/m) = SA Reading (dBuV/m) + Factor* (dB)
*Factor includes antenna factor , cable loss and amplifier gain
Note 2: Margin (dB) = Emission level (dBuV/m) – Limit (dBuV/m).

Modulation	VHT80	Test Freq. (MHz)	5610
Polarization	Horizontal		

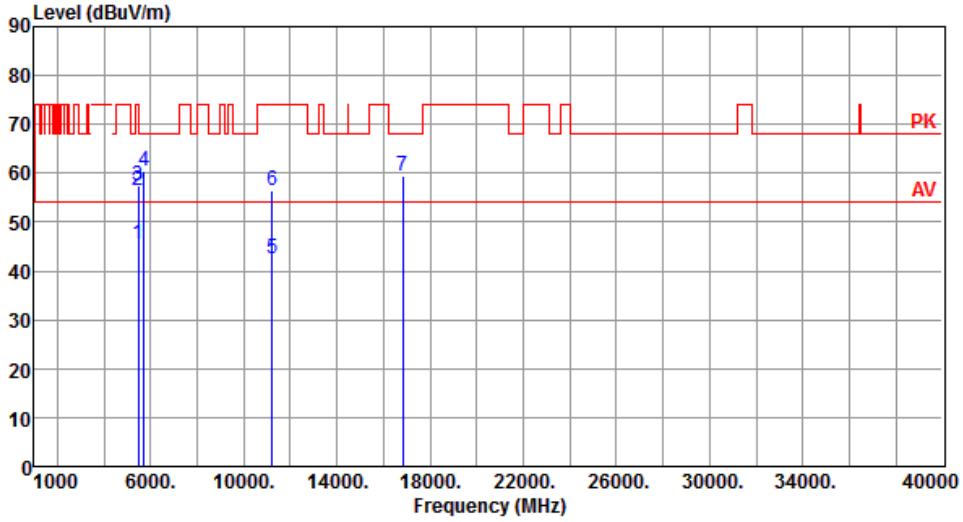

	Freq. MHz	Emission level dBuV/m	Limit dBuV/m	Margin dB	SA reading dBuV	Factor dB	Remark	ANT High cm	Turn Table deg
1	5460.00	45.46	54.00	-8.54	40.82	4.64	Average	135	67
2	5460.00	56.37	74.00	-17.63	51.73	4.64	Peak	135	67
3	5470.00	57.51	68.20	-10.69	52.86	4.65	Peak	135	67
4	5725.00	60.29	68.20	-7.91	55.04	5.25	Peak	135	67
5	11220.00	42.58	54.00	-11.42	28.75	13.83	Average	100	14
6	11220.00	56.47	74.00	-17.53	42.64	13.83	Peak	100	14
7	16830.00	59.28	68.20	-8.92	42.03	17.25	Peak	100	28

Note 1: Emission Level (dBuV/m) = SA Reading (dBuV/m) + Factor* (dB)
*Factor includes antenna factor , cable loss and amplifier gain
Note 2: Margin (dB) = Emission level (dBuV/m) – Limit (dBuV/m).

Modulation	VHT80	Test Freq. (MHz)	5610
Polarization	Vertical		

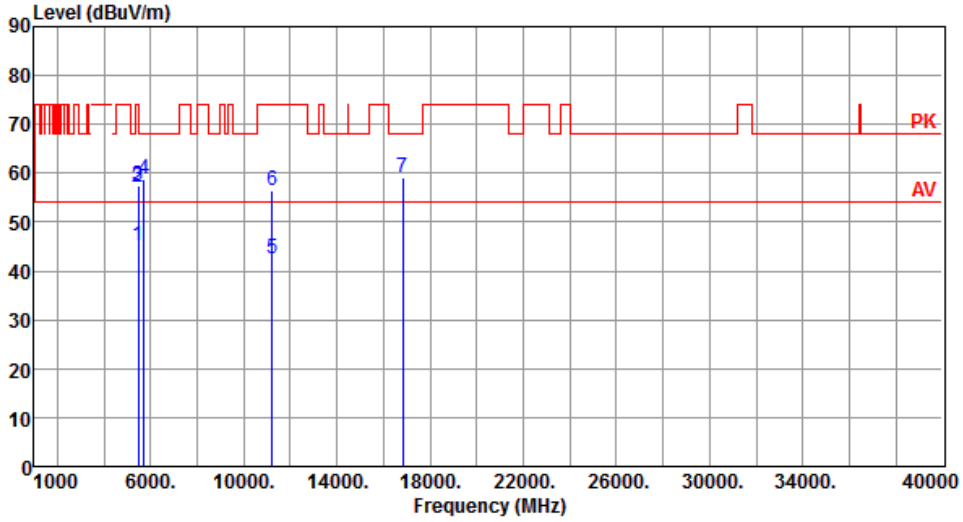

	Freq. MHz	Emission level dBuV/m	Limit dBuV/m	Margin dB	SA reading dBuV	Factor dB	Remark	ANT High cm	Turn Table deg
1	5460.00	45.05	54.00	-8.95	40.41	4.64	Average	329	7
2	5460.00	56.96	74.00	-17.04	52.32	4.64	Peak	329	7
3	5470.00	57.50	68.20	-10.70	52.85	4.65	Peak	329	7
4	5725.00	58.90	68.20	-9.30	53.65	5.25	Peak	329	7
5	11220.00	42.37	54.00	-11.63	28.54	13.83	Average	100	1
6	11220.00	56.46	74.00	-17.54	42.63	13.83	Peak	100	1
7	16830.00	59.17	68.20	-9.03	41.92	17.25	Peak	100	15

Note 1: Emission Level (dBuV/m) = SA Reading (dBuV/m) + Factor* (dB)
*Factor includes antenna factor , cable loss and amplifier gain
Note 2: Margin (dB) = Emission level (dBuV/m) – Limit (dBuV/m).

Modulation	VHT80	Test Freq. (MHz)	5690
Polarization	Horizontal		

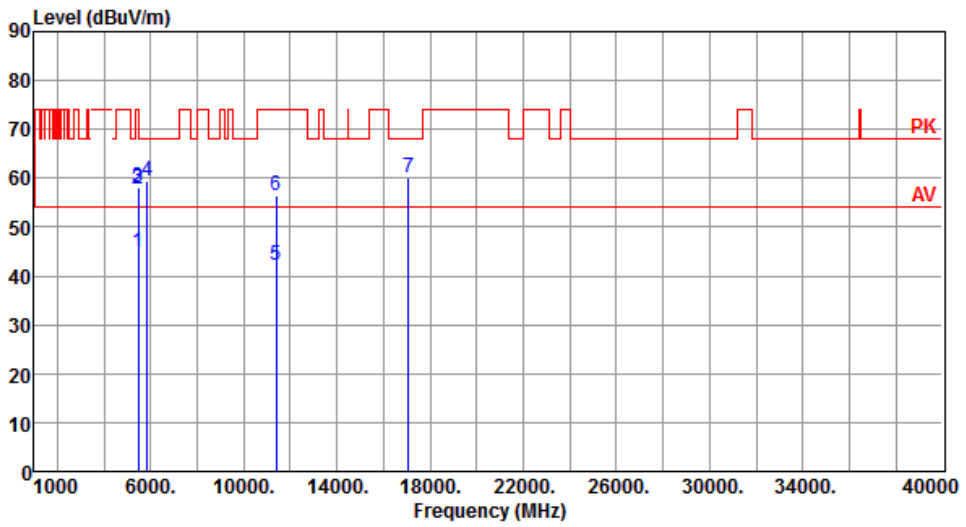

	Freq. MHz	Emission level dBuV/m	Limit dBuV/m	Margin dB	SA reading dBuV	Factor dB	Remark	ANT High cm	Turn Table deg
1	5460.00	44.94	54.00	-9.06	40.30	4.64	Average	131	58
2	5460.00	57.78	74.00	-16.22	53.14	4.64	Peak	131	58
3	5470.00	58.08	68.20	-10.12	53.43	4.65	Peak	131	58
4	5850.00	59.42	68.20	-8.78	53.61	5.81	Peak	131	58
5	11380.00	42.16	54.00	-11.84	28.19	13.97	Average	100	8
6	11380.00	56.35	74.00	-17.65	42.38	13.97	Peak	100	8
7	17070.00	60.10	68.20	-8.10	43.06	17.04	Peak	100	17

Note 1: Emission Level (dBuV/m) = SA Reading (dBuV/m) + Factor* (dB)
*Factor includes antenna factor , cable loss and amplifier gain
Note 2: Margin (dB) = Emission level (dBuV/m) – Limit (dBuV/m).

Modulation	VHT80	Test Freq. (MHz)	5690
Polarization	Vertical		

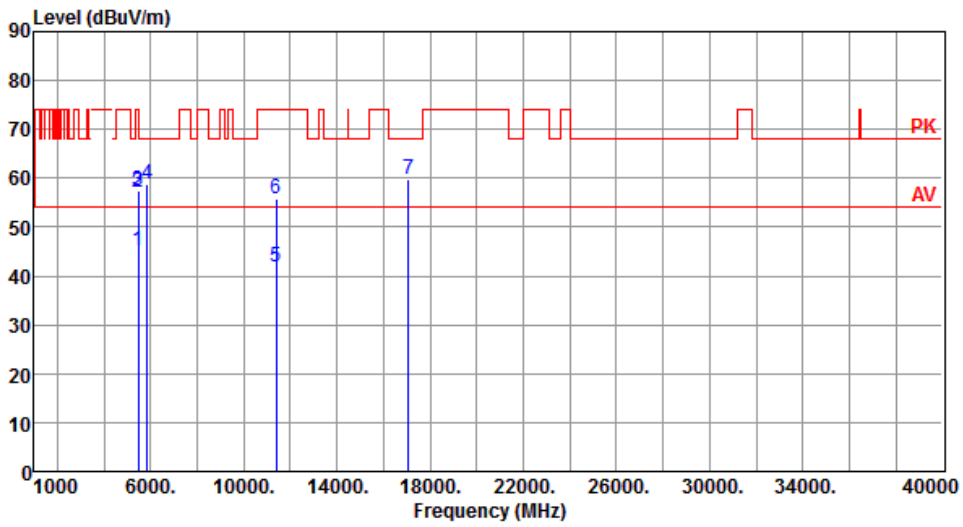

	Freq. MHz	Emission level dBuV/m	Limit dBuV/m	Margin dB	SA reading dBuV	Factor dB	Remark	ANT High cm	Turn Table deg
1	5460.00	45.08	54.00	-8.92	40.44	4.64	Average	158	17
2	5460.00	57.02	74.00	-16.98	52.38	4.64	Peak	158	17
3	5470.00	57.43	68.20	-10.77	52.78	4.65	Peak	158	17
4	5850.00	58.82	68.20	-9.38	53.01	5.81	Peak	158	17
5	11380.00	41.86	54.00	-12.14	27.89	13.97	Average	100	6
6	11380.00	55.87	74.00	-18.13	41.90	13.97	Peak	100	6
7	17070.00	59.87	68.20	-8.33	42.83	17.04	Peak	100	15

Note 1: Emission Level (dBuV/m) = SA Reading (dBuV/m) + Factor* (dB)
*Factor includes antenna factor , cable loss and amplifier gain
Note 2: Margin (dB) = Emission level (dBuV/m) – Limit (dBuV/m).

Modulation	VHT80	Test Freq. (MHz)	5775
Polarization	Horizontal		

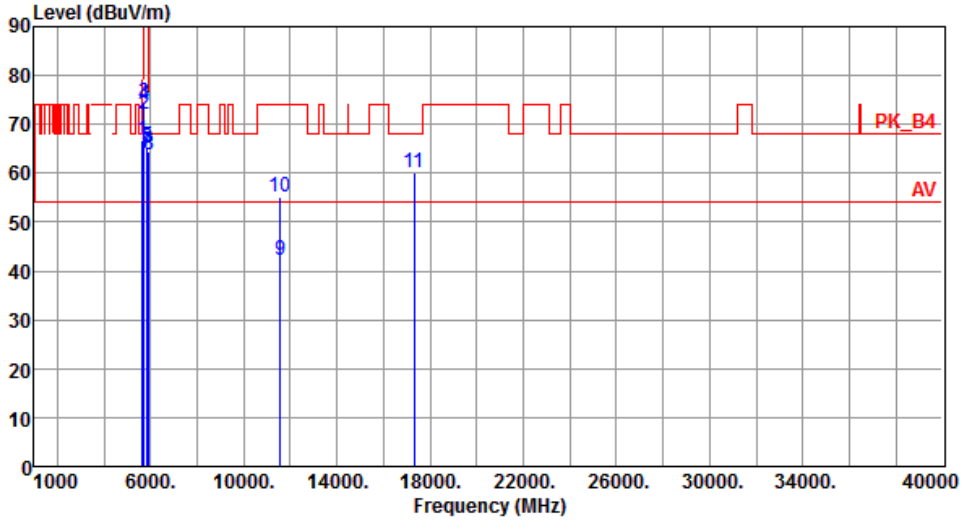

	Freq. MHz	Emission level dBuV/m	Limit dBuV/m	Margin dB	SA reading dBuV	Factor dB	Remark	ANT High cm	Turn Table deg
1	5650.00	66.77	68.20	-1.43	61.80	4.97	Peak	134	84
2	5700.00	72.08	105.20	-33.12	66.92	5.16	Peak	134	84
3	5720.00	74.33	110.80	-36.47	69.10	5.23	Peak	134	84
4	5725.00	74.02	122.20	-48.18	68.77	5.25	Peak	134	84
5	5850.00	65.51	122.20	-56.69	59.70	5.81	Peak	134	84
6	5855.00	64.95	110.80	-45.85	59.12	5.83	Peak	134	84
7	5875.00	64.50	105.20	-40.70	58.60	5.90	Peak	134	84
8	5925.00	63.80	68.20	-4.40	57.71	6.09	Peak	134	84
9	11550.00	42.08	54.00	-11.92	28.08	14.00	Average	100	20
10	11550.00	55.22	74.00	-18.78	41.22	14.00	Peak	100	20
11	17325.00	60.09	68.20	-8.11	42.60	17.49	Peak	100	30

Note 1: Emission Level (dBuV/m) = SA Reading (dBuV/m) + Factor* (dB)
*Factor includes antenna factor , cable loss and amplifier gain
Note 2: Margin (dB) = Emission level (dBuV/m) – Limit (dBuV/m).

Modulation	VHT80	Test Freq. (MHz)	5775
Polarization	Vertical		

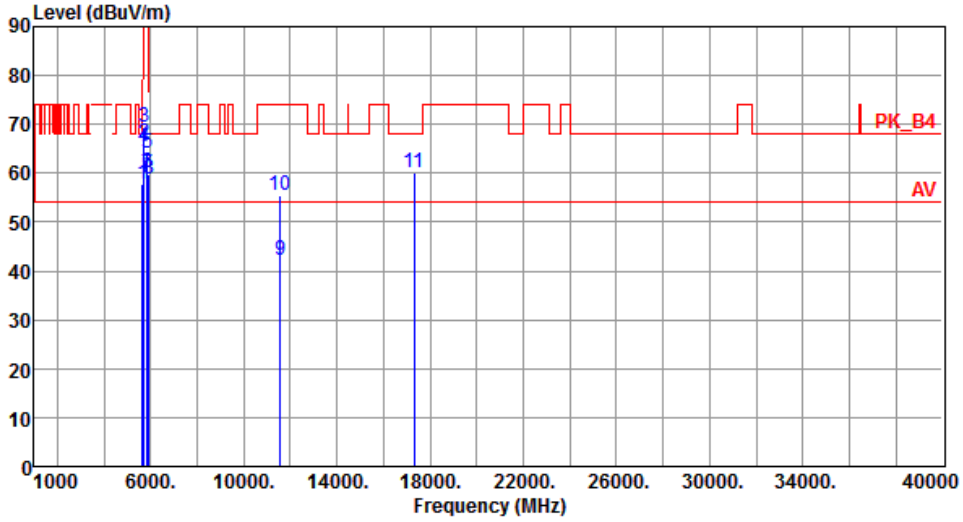

	Freq. MHz	Emission level dBuV/m	Limit dBuV/m	Margin dB	SA reading dBuV	Factor dB	Remark	ANT High cm	Turn Table deg
1	5650.00	57.87	68.20	-10.33	52.90	4.97	Peak	209	13
2	5700.00	66.18	105.20	-39.02	61.02	5.16	Peak	209	13
3	5720.00	69.35	110.80	-41.45	64.12	5.23	Peak	209	13
4	5725.00	65.53	122.20	-56.67	60.28	5.25	Peak	209	13
5	5850.00	64.26	122.20	-57.94	58.45	5.81	Peak	209	13
6	5855.00	60.21	110.80	-50.59	54.38	5.83	Peak	209	13
7	5875.00	59.91	105.20	-45.29	54.01	5.90	Peak	209	13
8	5925.00	58.73	68.20	-9.47	52.64	6.09	Peak	209	13
9	11550.00	42.11	54.00	-11.89	28.11	14.00	Average	100	50
10	11550.00	55.30	74.00	-18.70	41.30	14.00	Peak	100	50
11	17325.00	59.95	68.20	-8.25	42.46	17.49	Peak	100	90

Note 1: Emission Level (dBuV/m) = SA Reading (dBuV/m) + Factor* (dB)
*Factor includes antenna factor , cable loss and amplifier gain
Note 2: Margin (dB) = Emission level (dBuV/m) – Limit (dBuV/m).

3.6 Frequency Stability

3.6.1 Limit of Frequency Stability

Manufacturers of U-NII devices are responsible for ensuring frequency stability such that an emission is maintained within the band of operation under all conditions of normal operation as specified in the user's manual.

3.6.2 Test Procedures

1. The EUT is installed in an environment test chamber with external power source.
2. Set the chamber to operate at 20 centigrade and external power source to output at nominal voltage of EUT.
3. A sufficient stabilization period at each temperature is used prior to each frequency measurement.
4. When temperature is stabled, measure the frequency stability.
5. The test shall be performed under normal and extreme condition for temperature and voltage.

3.6.3 Test Setup

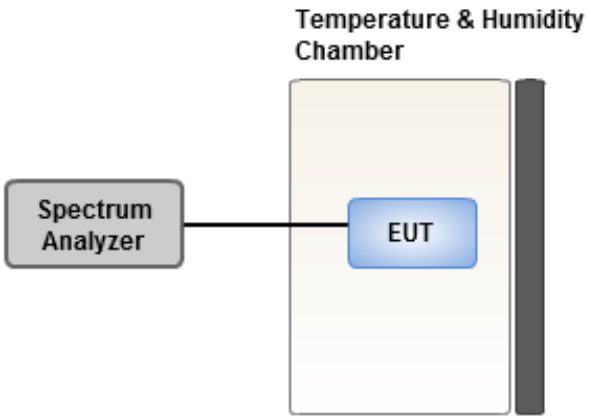

3.6.4 Test Result of Frequency Stability

Frequency: 5200 MHz	Frequency Drift (ppm)			
Temperature (°C)	0 minute	2 minutes	5 minutes	10 minutes
T20°CVmax	-10.57	-10.48	-9.86	-9.99
T20°CVmin	-10.61	-9.95	-10.07	-10.92
T50CVnom	-16.83	-16.98	-16.89	-16.28
T40°CVnom	-14.67	-14.71	-13.90	-14.35
T30°CVnom	-12.33	-11.89	-12.59	-11.97
T20°CVnom	-11.30	-10.81	-11.69	-11.77
T10°CVnom	-9.11	-8.61	-8.38	-9.47
T0°CVnom	-6.49	-6.08	-6.14	-6.21
T-10°CVnom	-5.35	-4.99	-5.69	-5.69
T-20°CVnom	-3.05	-2.74	-2.83	-2.25
T-30°CVnom	-0.41	-0.59	-0.37	-0.17
Vnom [Vac]: 120		Vmax [Vac]: 138		Vmin [Vac]: 102
Tnom [°C]: 20		Tmax [°C]: 50		Tmin [°C]: -30

Frequency: 5785 MHz	Frequency Drift (ppm)			
Temperature (°C)	0 minute	2 minutes	5 minutes	10 minutes
T20°CVmax	-17.23	-17.28	-16.94	-17.38
T20°CVmin	-17.66	-16.97	-17.71	-17.01
T50CVnom	-19.17	-19.28	-18.90	-19.03
T40°CVnom	-19.23	-19.33	-18.89	-19.14
T30°CVnom	-18.45	-18.57	-18.75	-17.86
T20°CVnom	-16.97	-16.86	-17.05	-17.03
T10°CVnom	-16.92	-17.07	-17.12	-16.79
T0°CVnom	-15.22	-14.66	-15.28	-15.50
T-10°CVnom	-13.09	-13.50	-12.82	-13.06
T-20°CVnom	-9.22	-9.40	-8.44	-8.89
T-30°CVnom	-4.94	-4.37	-4.97	-4.44
Vnom [Vac]: 120		Vmax [Vac]: 138		Vmin [Vac]: 102
Tnom [°C]: 20		Tmax [°C]: 50		Tmin [°C]: -30

4 Test laboratory information

Established in 2012, ICC provides foremost EMC & RF Testing and advisory consultation services by our skilled engineers and technicians. Our services employ a wide variety of advanced edge test equipment and one of the widest certification extents in the business.

International Certification Corp (EMC and Wireless Communication Laboratory), it is our definitive objective is to institute long term, trust-based associations with our clients. The expectation we set up with our clients is based on outstanding service, practical expertise and devotion to a certified value structure. Our passion is to grant our clients with best EMC / RF services by oriented knowledgeable and accommodating staff.

Our Test sites are located at Linkou District and Kwei Shan District. Location map can be found on our website http://www.icertifi.com.tw.

Linkou	**Kwei Shan**	**Kwei Shan Site II**
Tel: 886-2-2601-1640	Tel: 886-3-271-8666	Tel: 886-3-271-8640
No. 30-2, Ding Fwu Tsuen, Lin Kou District, New Taipei City, Taiwan, R.O.C.	No. 3-1, Lane 6, Wen San 3rd St., Kwei Shan District, Tao Yuan City 333, Taiwan, R.O.C.	No. 14-1, Lane 19, Wen San 3rd St., Kwei Shan District, Tao Yuan City 333, Taiwan, R.O.C.

If you have any suggestion, please feel free to contact us as below information.

Tel: 886-3-271-8666
Fax: 886-3-318-0155
Email: ICC_Service@icertifi.com.tw

═END═