

## **EXHIBIT C - TEST SETUP PHOTOGRAPHS**

---

**Conducted Emissions Front View-Adapter 1#**



**Conducted Emissions Side View- Adapter 1#**



**Conducted Emissions Front View- Adapter 2#**




**Conducted Emissions Side View- Adapter 2#**







**Radiated Emission Below 1GHz Front View- Adapter 1#**




**Radiated Emission Below 1GHz Rear View- Adapter 1#**



**Radiated Emission Below 1GHz Front View- Adapter 2#**




**Radiated Emission Below 1GHz Rear View- Adapter 2#**






**Radiated Emission Above 1GHz Front View- Adapter 1#**



**Radiated Emission Above 1GHz Rear View- Adapter 1#**



**Radiated Emission Above 1GHz Front View Adapter 2#**



**Radiated Emission Above 1GHz Rear View- Adapter 2#**

