


EXHIBIT D - TEST SETUP PHOTOGRAPHS

For Adapter 1


Conducted Emissions - Front View




Conducted Emissions - Side View



Radiated Emissions View (Below 30MHz)




Radiated Emissions View (Below 1 GHz)




A photograph showing a wooden table surface. On the table, there is a black power strip with a white plug inserted. Next to it is a white mobile phone. Several cables are plugged into the power strip and are scattered on the table. A copper wire is visible on the floor next to the table.


Radiated Emissions View (Below 30MHz)



Radiated Emissions View (Below 1 GHz)



Radiated Emissions View (1-18 GHz)



Radiated Emissions View (18-25 GHz)

