

Attention

Safety Warnings

- It is strictly prohibited to use the product in potentially explosive gas atmosphere.
- Please ensure the product is to be used at room temperature between -20°C to 60°C.
- Please do not open the power adapter without training to avoid the danger.
- This is a A-grade product, which may cause radio-frequency interference (RFI) in living environment. In this case, users should adopt practical and feasible measures to prevent the interference.

Important Safety Instructions

- Avoid installing or using the product during thunder and lightning storms. Otherwise, lightning stroke may occur.
- If you notice product with abnormal smell, overheating or smoking, please shut down the power immediately.
- Thermal printer cutter is sharp, please do not touch it.

Suggestions

- Do not place the product near water or use it in humid atmosphere, to avoid liquid getting into the product.
- Do not use the product in the places where the temperature is extremely high or low, such as near heat sources or lighting cigarettes.
- Do not throw or bend the product.
- Please use the product in the clean environment, to avoid small substances getting into the product.
- Without permission, please do not use the product near medical equipment.

Disclaimer

Our company shall not be liable for the following issues.

- Damages caused by using and maintaining the product in a manner other than described in the Manual.
- The damages or problems are caused, by using the materials which are not provided by our company.

Statement

Because of the product upgrading, some features described in this document may differ from the product. If there is inconsistency between the manual and the actual product, the actual product shall govern. Our company has final interpretation of this document and reserves the right to amend the manual without prior notice.

Hazardous and toxic substances or elements

Components	Hazardous and toxic substances or elements					
	Pb	Hg	Cd	Cr	PBB	PBDE
PCB Assembly	×	○	○	○	○	○
Chassis	○	○	○	○	○	○

○ :Means that the toxic substance content in all homogeneous materials of the component is below the limit specified in SJ/ t11363-2006.
× :Means that the toxic and hazardous substances existing in at least material which exceeds the limit requirement of SJ/ t11363-2006.
However, the content of the parts marked with "x" in the above table is exceeding the limit because currently there is no mature alternative technology in the industry.
For products that meet or exceed the environmental protection service life, recycle shall be carried out according to the Regulations for the Control and Management of Electronic Information Products. Don't throw it away.

Warranty

Product Name: _____ Part Number: _____

Purchase date: _____

Warranty period: our company offers warranty service for 365 calendar days from the date of purchase.

Contact

Company Address: _____ Tel: _____

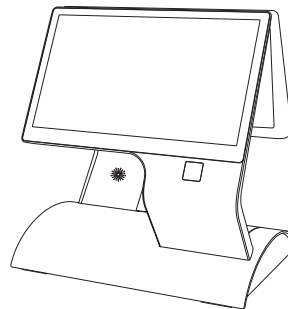
No free warranty is provided for:

- Disassemble the repaired product without permission
- The fault or damage caused by human factors
- The fault or damage of devices are causedby force majeure
- Exceed the warranty period
- The fault of device caused by wrong operation which do not follow the instructions



Learn more about our products
please browse the official website www.wetool.com
Hotline: +86 (0) 755-3394 2030

Manufacturer: Shenzhen Wetool Technology Co., Ltd.
Address: 2/F, Building 6B, Wutongdao Zone, Baoan District, Shenzhen, China



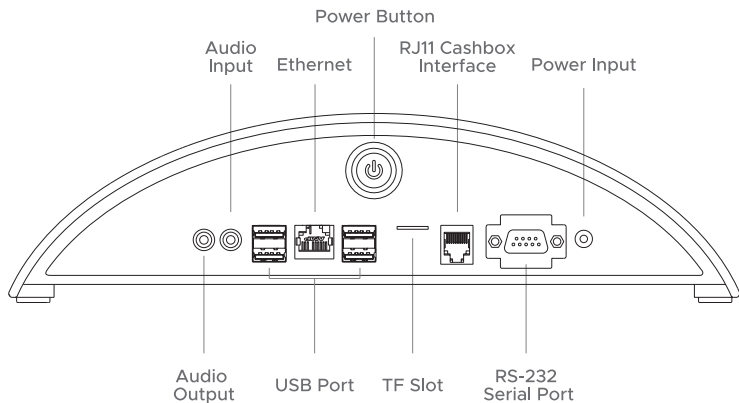
WETOOL All-in-One Cash Register D1 MANUAL

Please read the manual carefully before using the product and keep it carefully

Packing List

- Cash Register x1
- Manual x1 (Including the Packing list, Warranty and Product Qualification Certificate)
- Power Adapter x1

D1 Interface Details

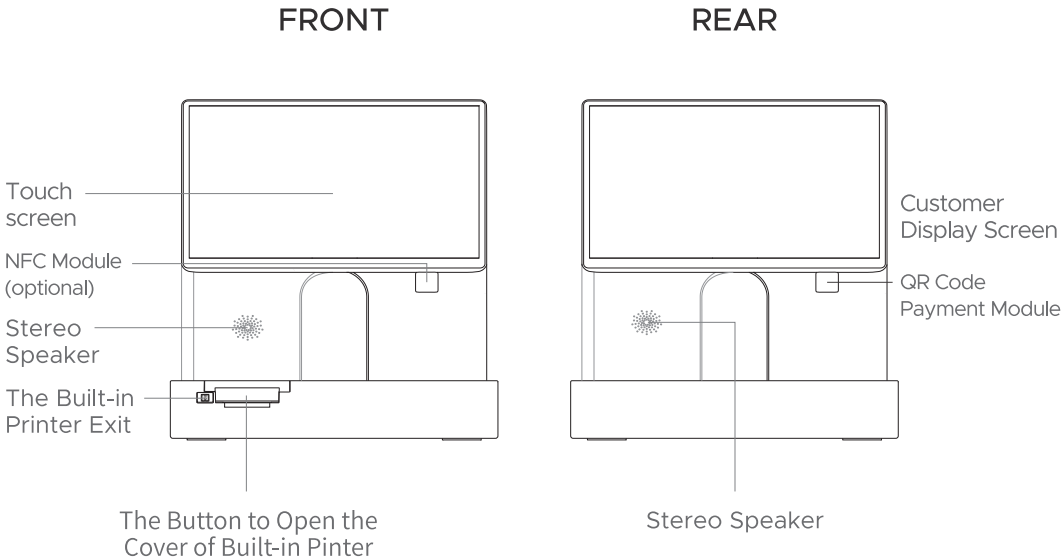


TF Slot
For external TF storage card.

Power Button
When the power is off, press the power button for 3 seconds to turn on the product.

When the power is on, press the power button to select turn off, restart or sleep mode.

Cash Box RJ11 Interface
For external cash box with 12Voltage. 120ms electric pulse output, non-sustainable power.



Customer Display Screen
Show the consumer's price information and the advertisement

Touch Screen
Touch screen for the cashier.

Stereo Speaker
The default audio device of cash register if there is no headphone inserting.

The Button to Open the Cover of Built-in Printer
For open the paper bin to replace the thermal printing paper.

QR Code Payment Module
Optional component, scan the consumer's QR code on the mobile to settle the payment.

NFC Module
Optional component, support M1 card.

The built-in printer exit
For receipt printing when power on.

Product Profile

Part Number	D1
O/S	Android 7.1
CPU	RK3288 4-Core Cortex-A17 1.8GHz
GPU	Mali-T764
RAM	2G DDR3
Storage	8G eMMC High-Speed Flash
Screen	15.6 inch 1920*1080 FHD
Touch Screen	10 Points Capacitive Touch Screen
Network	2.4G Wi-Fi/Ethernet/Bluetooth4.0
Audio	Stereo Speaker 4Ω 5W
Interface	USB 2.0*4, RS-232*1, Micro-SD*1, Audio Input*1 Audio Output*1, Ethernet*1
SD Card	Max 32G Micro-SD
Power Adapter	Input: AC100~240V Output: DC12V/5A
Printer	58mm High Speed Thermal Printer
QR Code Payment	Optional Component Only Support QR Code On Mobile
NFC	Optional Component, Only Support M1 Card
Dimension	405mm*289mm*419mm

FCC Statement

This equipment has been tested and found to comply with the limits for a Class B digital device, pursuant to Part 15 of the FCC Rules. These limits are designed to provide reasonable protection against harmful interference in a residential installation. This equipment generates uses and can radiate radio frequency energy and, if not installed and used in accordance with the instructions, may cause harmful interference to radio communications. However, there is no guarantee that interference will not occur in a particular installation. If this equipment does cause harmful interference to radio or television reception, which can be determined by turning the equipment off and on, the user is encouraged to try to correct the interference by one or more of the following measures:
-- Reorient or relocate the receiving antenna.
-- Increase the separation between the equipment and receiver.
-- Connect the equipment into an outlet on a circuit different from that to which the receiver is connected.
-- Consult the dealer or an experienced radio/TV technician for help.

Changes or modifications not expressly approved by the party responsible for compliance could void the user's authority to operate the equipment.

RF Exposure Statement

To maintain compliance with FCC's RF Exposure guidelines, this equipment should be installed and operated with minimum distance of 20cm the radiator your body. This device and its antenna(s) must not be co-located or operation in conjunction with any other antenna or transmitter.