



APPENDIX H

: USER'S MANUAL

• Homepage : www.jj-tech.kr / www.feelingpen.com

• Dear User :

Thank you for choosing a feeling pen. Please read this user's guide before using the product for correct operation and various performance benefits.

• Precautions / Tips

Notes:

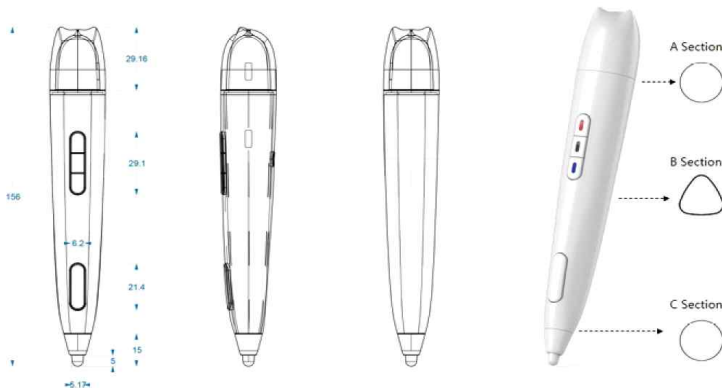


- Keep the room temperature when using or storing the product.
- Do not place the product in rain or moisture.
- If the unit emits smoke, sounds strange, smells, or drops or breaks, turn off the power and contact service center.
- Do not disassemble or deform the product by force.
- To clean the product, do not use chemicals / flammable substances (benzene, thinner). wipe with a soft dry cloth.
- Do not put the product into your mouth or apply force to your teeth.
- When using USB for charging, use an output voltage of 5V DC.
- Do not dispose of it at high temperature. (It is very dangerous in high temperature or fire above 60 degrees!)

• 제품 설명

- Product name : Wireless Feeling Pen
- Model name: JKP-3000
- OS : Android 4.4+, IOS(preparing)
- Bluetooth version : - BLE 4.1
- Charging mode : power adapter output (DC 5V)
- Battery : High-performance lithium polymer battery (DC 3.7V)
- USB Cable : 1M
- Pen weight : 60g
- Appearance Material: Non-toxic ABS
- +Model Components
 - USB cable, pen tip(6Ø 4EA), character cover 1EA, user`s guide

• Feelingpen overview



• Take control



power on/off



pen tip Replacement



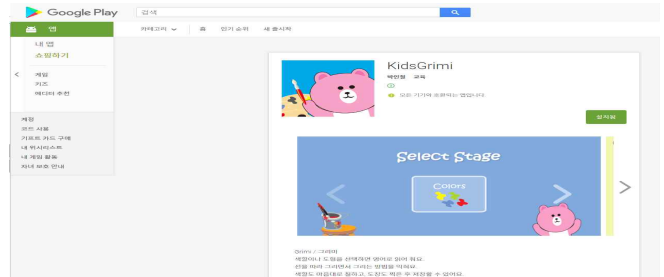
3-color selection



Eraser button

• Download demo content

- Access to Google Play Store
- Type "kidsgrimi" or "Art with Oringa" in the search box
- Install the program



• Bluetooth connection procedure

- When It runs the program with Bluetooth on the smart device, it automatically finds the Bluetooth of the Feelingpen.
- When the Bluetooth of Feelingpen is found normally, the execution screen changes to "Vibration ON".

• Disposal of waste electrical and electronic products

- Garbage of parts and electronic products.
- Parts or products marked with the following symbols must not be disposed of with other wastes at the end of their useful life. Separate the product from other wastes to prevent environmental or personal health hazards resulting from improper disposal of such waste. Also, in order to ensure the sustainable and repeatable use of materials and resources, recycle the product as requested

Contact your local retailer or related organization to inquire about the environmental responsibility of family users for electronic product recycling.

Company users must contact the vendor to verify the terms of the purchase agreement. This product should not be mixed with other commercial wastes.

• Recharge

- Open the top of the pen by turning the lid.
- Connect the provided USB cable to the USB port to charge it.
- Charging too long can cause the Feelingpen to fail.
- It takes about 2 hours.
- Please use only charger with rated output of 5.0V / 1.2A or less.
- Do not charge the Feelingpen with the car fast charger.



* How to keep the battery

FeelingPen has a built-in lithium polymer battery. Be sure to charge and store at room temperature (5 °C ~ 35 °C). Overcharge and over-discharge can shorten the battery life. Do not charge for a long time. When not in use, charge the battery from time to time to prevent the battery from discharging completely.

*Battery life and exchange

Since the battery is a consumable item, the usage time is gradually reduced. Replace with a new battery if the usage time is less than 50% of the time of purchase or leakage occurs. The battery will be consumed even if you do not use the peeling pen. **Even after long periods of non-use, charge the battery before use.**

- Charging may take longer if you connect it to a computer and charge it with a USB cable.
- Battery life depends on the type of use, temperature and duration of use.

• Service Regulations and Explanation

A/S Service regulations :

1) Advisory Services: Users who use the product should read carefully.

2) Replacement Service: Replacement period should be within 7 days from the date of purchase, and any faults that occur without artificial use should be maintained in the condition that the product, accessories and packaging are completed (if the appearance is not damaged). Select Replace or Repair. You can choose when the service center will contact you and process it.

3) Warranty Service : In the event of non-routine use within the warranty period, we will provide warranty service. (Can be hosted within 3 months free warranty period, maintenance and repair charge for artificial damage)

4) Subscription Services : Maintenance and repair charges may occur for 2 years from the date of purchase. You must pay a fee for the components due to maintenance, shipping and labor costs.

* A/S Service Note:

1. The date of payment or the date of purchase invoice can not be valid evidence of the date of production of the product.
2. Quality issues do not include user's personal quality, hue and other subjective differences.
3. The package is not within warranty coverage.
4. For discontinued models, the company can only repair functions.
5. The distributor is not responsible for the company.

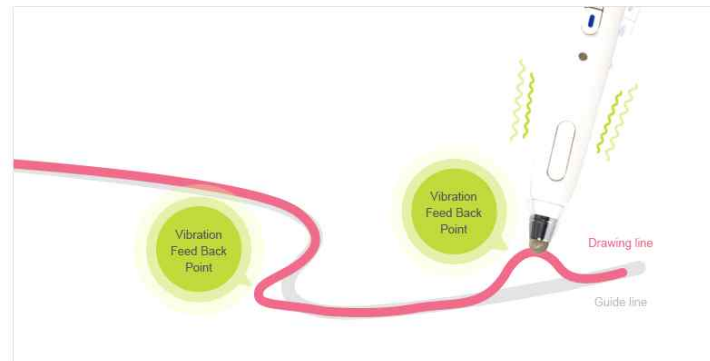
* To protect your rights and interests, please fill out the form for maintenance.

Manufacturer address: 11F, 475, Dongdaegu-ro, Dong-gu, Daegu City, 41256, Rep. of Korea

Importer:

* Vibration Feed Back

Vibration Feed Back Technology changes paradigm of Digital Pen. This Technology delivers new feeling to all peoples experiencing visual and hearing difficulties and Olders who are risky for dementia and basic education guide for children



• RF Specification

Technology: Bluetooth Low Energy
 Communication distance: 10 m
 Frequency range: 2402 MHz ~ 2480 MHz
 Number of Channel: 40
 Output power: - 2 dBm
 Operating temp.: -10 ~ 45°C
 Hardware Version: JKP-B41RGB-Ver1.0
 Software Version: JKP-FARGB-Ver1.0

FCC Statement

This device complies with Part 15 of the FCC Rules. Operation is subject to the following two conditions: (1) this device may not cause harmful interference, and (2) this device must accept any interference received, including interference that may cause undesired operation.

Caution

Changes or modifications not expressly approved by the manufacturer could void the user's authority to operate the equipment.

Note : The manufacturer is not responsible for any Radio or TV interference caused by unauthorized modifications to this equipment. Such modifications could void the user's authority to operate the equipment.

FCC RF Radiation Exposure Statement:

This equipment complies with FCC radiation exposure limits set forth for an uncontrolled environment. This transmitter must not be co-located or operating in conjunction with any other antenna or transmitter. End users must follow the specific operating instructions for satisfying RF exposure compliance.