

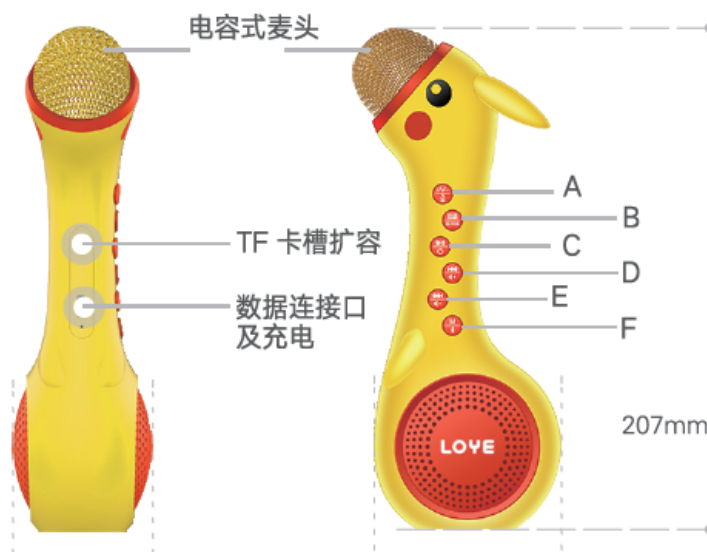





<h1>全民K歌宝说明书</h1>	<h2>Operating Instructions for Karaoke Microphone LY704</h2>
	
<p>深圳市乐源实业股份有限公司 服务热线：400-893-0618 股票代码：872654</p>	<p>SHENZHEN LOYE INDUSTRY STOCK CORPORATION Hotline: 400-893-0618 Stock Code: 872654</p>
	<p>Condenser Microphone</p> <p>TF Slot Capacity</p> <p>Data Connection and Charging Interface</p>
<p>A  短按：麦克风音量循环调节 长按：麦克风开 / 关</p>	<p>Short Press: Microphone Volume Loop Adjustment Long Press: Microphone ON/OFF</p>
<p>B  短按：魔音 长按：切换原唱 / 伴唱</p>	<p>Short Press: Magic Sound Long Press: Original/Accompaniment</p>
<p>C  短按：暂停 / 播放 长按：开机 / 关机</p>	<p>Short Press: Pause/Play Long Press: Startup/Shutdown</p>

<p>D  短按：上一首 长按：音量增加</p>	<p>Short Press: Previous Long Press: Volume Up</p>
<p>E  短按：下一首 长按：音量减小</p>	<p>Short Press: Next Long Press: Volume Down</p>
<p>F  短按：播放听音乐、讲故事 ... 长按：蓝牙模式开关</p>	<p>Short Press: Play Music, Tell Story, etc. Long Press: Bluetooth ON/OFF</p>
<p>温馨提示：本产品内含细小零件，3岁以下宝宝需要在大人看护下使用</p>	<p>Warm Tip: This product contains small parts, children under 3 years old shall be accompanied by adults upon using.</p>
	<p>FCC Statement</p> <p>This device complies with Part 15 of the FCC rules. Operation is subject to the following two conditions: 1) this device may not cause harmful interference, and 2) this device must accept any interference received, including interference that may cause undesired operation.</p> <p>Note: This equipment has been tested and found to comply with the limits for a Class B digital device, pursuant to part 15 of the FCC Rules. These limits are designed to provide reasonable protection against harmful interference in a residential installation.</p> <p>This equipment generates uses and can radiate radio frequency energy and, if not installed and used in accordance with the instructions, may cause harmful interference to radio communications. However, there is no guarantee that interference will not occur in particular installation. If this equipment does cause harmful interference to radio or television reception, which can be determined by turning the equipment off and on, the user is encouraged to try to correct the interference by one or more of the following measures:</p> <ul style="list-style-type: none"> --Reorient or relocate the receiving antenna. --Increase the separation between the equipment and receiver. --Connect the equipment into an outlet on a circuit different from that to which the receiver is connected. --Consult the dealer or an experienced radio/TV technician for help. <p>Changes or modifications not expressly approved by the party responsible for compliance could void the user's authority to operate the equipment.</p> <p>Radiation Exposure Statement</p> <p>This device complies with RF radiation exposure limits</p>

	set forth for an uncontrolled environment. This transmitter must not be co-located or operating in conjunction with any other antenna or transmitter.
--	---