



CTC Laboratories, Inc.

1-2/F., Building 2, Jiaquan Building, Guanlan High-Tech Park, Shenzhen, Guangdong, China

Tel: +86-755- 27521059 Fax: +86-755- 27521011 Http://www.sz-ctc.org.cn

TEST REPORT

Report No. - - : **CTC20210600E03**

FCC ID.....: **2AR24-AIBOX30S**

Applicant— - - : **Shenzhen Absen Optoelectronic Co.,Ltd**

Address— - - : 18-20F Building 3A, Cloud Park, Bantian, Longgang District,
Shenzhen, China

Manufacturer— - - : Shenzhen Absen Optoelectronic Co.,Ltd

Address— - - : 18-20F Building 3A, Cloud Park, Bantian, Longgang District,
Shenzhen, China

Product Name - - : **LED Multimedia Processor**

Trade Mark.....: /

Model/Type reference : Ai Box3.0 S

Listed Model(s) - - : /

Standard.....: **FCC CFR Title 47 Part 15 Subpart C Section 15.247**

Date of receipt of test sample...: Feb. 23, 2021

Date of testing.....: Apr. 12, 2021 to Apr. 26, 2021

Date of issue.....: Apr. 26, 2021

Result.....: **PASS**

Compiled by:

(Printed name+signature) Jim Jiang

Jim Jiang

Supervised by:

(Printed name+signature) Miller Ma

Miller Ma

Approved by:

(Printed name+signature) Walter Chen

Walter Chen

Testing Laboratory Name.....: **CTC Laboratories, Inc.**

Address.....: 1-2/F., Building 2, Jiaquan Building, Guanlan High-Tech Park,
Shenzhen, Guangdong, China

This test report may be duplicated completely for legal use with the approval of the applicant. It should not be reproduced except in full, without the written approval of our laboratory. The client should not use it to claim product endorsement by CTC. The test results in the report only apply to the tested sample. The test report shall be invalid without all the signatures of testing engineers, reviewer and approver. Any objections must be raised to CTC within 15 days since the date when the report is received. It will not be taken into consideration beyond this limit. The test report merely correspond to the test sample.



Table of Contents

Page

1. TEST SUMMARY	3
1.1. TEST STANDARDS.....	3
1.2. REPORT VERSION	3
1.3. TEST DESCRIPTION.....	3
1.4. TEST FACILITY	4
1.5. MEASUREMENT UNCERTAINTY	4
1.6. ENVIRONMENTAL CONDITIONS.....	5
2. GENERAL INFORMATION	6
2.1. CLIENT INFORMATION	6
2.2. GENERAL DESCRIPTION OF EUT	6
2.3. ACCESSORY EQUIPMENT INFORMATION	7
2.4. OPERATION STATE	8
2.5. MEASUREMENT INSTRUMENTS LIST	9
3. TEST ITEM AND RESULTS	11
3.1. CONDUCTED EMISSION.....	11
3.2. RADIATED EMISSION	14
3.3. BAND EDGE EMISSIONS (RADIATED)	43
3.4. BAND EDGE AND SPURIOUS EMISSIONS (CONDUCTED)	60
3.5. DTS BANDWIDTH.....	94
3.6. PEAK OUTPUT POWER	104
3.7. POWER SPECTRAL DENSITY	106
3.8. DUTY CYCLE	116
3.9. ANTENNA REQUIREMENT.....	126



1. TEST SUMMARY

1.1. Test Standards

The tests were performed according to following standards:

[FCC Rules Part 15.247](#): Operation within the bands of 902-928MHz, 2400-2483.5MHz, and 5725-5850MHz.

[RSS 247 Issue 2](#): Standard Specifications for Frequency Hopping Systems (FHSs) and Digital Transmission Systems (DTSs) Operating in the Bands 902-928MHz, 2400-2483.5MHz and 5725-5850MHz.

[ANSI C63.10-2013](#): American National Standard for Testing Unlicensed Wireless Devices.

1.2. Report Version

Revised No.	Date of issue	Description
01	Apr. 26, 2021	Original

1.3. Test Description

FCC Part 15 Subpart C (15.247) / RSS 247 Issue 2				
Test Item	Standard Section		Result	Test Engineer
	FCC	IC		
Antenna Requirement	15.203	/	Pass	Rod Luo
Conducted Emission	15.207	RSS-Gen 8.8	Pass	Rod Luo
Radiated Band Edge and Spurious Emissions	15.205&15.209&15.247(d)	RSS 247 5.5	Pass	Rod Luo
Conducted Band Edge and Spurious Emissions	15.247(d)	RSS 247 5.5	Pass	Rod Luo
6dB Bandwidth	15.247(a)(2)	RSS 247 5.2 (a)	Pass	Rod Luo
Conducted Max Output Power	15.247(b)(3)	RSS 247 5.4 (d)	Pass	Rod Luo
Power Spectral Density	15.247(e)	RSS 247 5.2 (b)	Pass	Rod Luo
Transmitter Radiated Spurious	15.209&15.247(d)	RSS 247 5.5&RSS-Gen 8.9	Pass	Rod Luo

Note:

(1)The measurement uncertainty is not included in the test result.

(2)The test data except AC conducted emission and Radiated emission below 1GHz refer to CTC20210599E03(FCC ID: 2AR24-AIBOX30XS; Equipment code: DTS). The EUT wireless module, antenna, PCB layout and electrical circuit are the same, the difference is EUT size.



1.4. Test Facility

CTC Laboratories, Inc.

Add: 1-2/F., Building 2, Jiaquan Building, Guanlan High-Tech Park, Shenzhen, Guangdong, China

Laboratory accreditation

The test facility is recognized, certified, or accredited by the following organizations:

CNAS-Lab Code: L5365

CTC Laboratories, Inc. has been assessed and proved to be in compliance with CNAS-CL01 Accreditation. Criteria for Testing and Calibration Laboratories (identical to ISO/IEC17025: 2017 General Requirements) for the Competence of Testing and Calibration Laboratories.

A2LA-Lab Cert. No.: 4340.01

CTC Laboratories, Inc. EMC Laboratory has been accredited by A2LA for technical competence in the field of electrical testing, and proved to be in compliance with ISO/IEC 17025: 2017 General Requirements for the Competence of Testing and Calibration Laboratories and any additional program requirements in the identified field of testing.

Industry Canada (Registration No.: 9783A, CAB Identifier: CN0029)

CTC Laboratories, Inc. EMC Laboratory has been registered by Certification and Engineer Bureau of Industry Canada for the performance of with Registration NO.: 9783A on Jan, 2016.

FCC (Registration No.: 951311, Designation Number CN1208)

CTC Laboratories, Inc. EMC Laboratory has been registered and fully described in a report filed with the (FCC) Federal Communications Commission. The acceptance letter from the FCC is maintained in our files. Registration 951311, Aug. 26, 2017.

1.5. Measurement Uncertainty

The data and results referenced in this document are true and accurate. The reader is cautioned that there may be errors within the calibration limits of the equipment and facilities. The measurement uncertainty was calculated for all measurements listed in this test report acc. to TR-100028-01 "Electromagnetic compatibility and Radio spectrum Matters (ERM); Uncertainties in the measurement of mobile radio equipment characteristics; Part 1" and TR-100028-02 "Electromagnetic compatibility and Radio spectrum Matters (ERM); Uncertainties in the measurement of mobile radio equipment characteristics; Part 2" and is documented in the CTC Laboratories, Inc. quality system acc. to DIN EN ISO/IEC 17025. Furthermore, component and process variability of devices similar to that tested may result in additional deviation. The manufacturer has the sole responsibility of continued compliance of the device.

Below is the best measurement capability for CTC Laboratories, Inc.



Test Items	Measurement Uncertainty	Notes
Transmitter power conducted	0.42 dB	(1)
Transmitter power Radiated	2.14 dB	(1)
Conducted spurious emissions 9kHz~40GHz	1.60 dB	(1)
Radiated spurious emissions 9kHz~40GHz	2.20 dB	(1)
Conducted Emissions 9kHz~30MHz	3.08 dB	(1)
Radiated Emissions 30~1000MHz	4.51 dB	(1)
Radiated Emissions 1~18GHz	5.84 dB	(1)
Radiated Emissions 18~40GHz	6.12 dB	(1)
Occupied Bandwidth	-----	(1)

Note (1): This uncertainty represents an expanded uncertainty expressed at approximately the 95% confidence level using a coverage factor of k=1.96.

1.6. Environmental Conditions

During the measurement the environmental conditions were within the listed ranges:

Temperature:	21℃ ~27℃
Relative Humidity:	40%~60%
Air Pressure:	101kPa



2. GENERAL INFORMATION

2.1. Client Information

Applicant:	Shenzhen Absen Optoelectronic Co.,Ltd
Address:	18-20F Building 3A, Cloud Park, Bantian, Longgang District, Shenzhen, China
Manufacturer:	Shenzhen Absen Optoelectronic Co.,Ltd
Address:	18-20F Building 3A, Cloud Park, Bantian, Longgang District, Shenzhen, China

2.2. General Description of EUT

Product Name:	LED Multimedia Processor
Trade Mark:	/
Model/Type reference:	Ai Box3.0 S
Listed Model(s):	/
Model Difference:	/
Power supply:	100-240V~ 50/60Hz 23W
RF Module Model:	ZK-7668U
Hardware version:	V1.0
Software version:	V1.0
WIFI 802.11b/ g/ n(HT20)/ n(HT40)	
Modulation:	802.11b: DSSS(CCK, DQPSK, DBPSK) 802.11g/n: OFDM(BPSK, QPSK, 16QAM, 64QAM)
Operation frequency:	802.11b/g/n(HT20): 2412MHz~2462MHz 802.11n(HT40): 2422MHz~2452MHz
Channel number:	802.11b/g/n(HT20): 11 Channels 802.11n(HT40): 7 Channels
Channel separation:	5MHz
Antenna 1 or 2 type:	PCB Antenna
Antenna 1 or 2 gain:	5dBi



2.3. Accessory Equipment Information

Equipment Information			
Name	Model	S/N	Manufacturer
Notebook	X220	/	Lenovo
Cable Information			
Name	Shielded Type	Ferrite Core	Length
USB Cable	Unshielded	NO	150cm
AC Cable	Unshielded	NO	120cm
Test Software Information			
Name	Software version	/	/
QA Tool	0.0.1.88	/	/



2.4. Operation State

Operation Frequency List: The EUT has been tested under typical operating condition. The Applicant provides communication tools software to control the EUT for staying in continuous transmitting and receiving mode for testing.

Operation Frequency List:

Channel	Frequency (MHz)
01	2412
02	2417
03	2422
04	2427
05	2432
06	2437
07	2442
08	2447
09	2452
10	2457
11	2462

Note: CH 01~CH 11 for 802.11b/g/n(HT20), CH 03~CH 09 for 802.11n(HT40)

Data Rated

Preliminary tests were performed in different data rate, and found which the below bit rate is worst case mode, so only show data which it is a worst case mode.

Mode	Data rate (worst mode)
802.11b	1Mbps
802.11g	6Mbps
802.11n(HT20)	HT-MCS0
802.11n(HT40)	HT-MCS0

Test mode

For RF test items:
The engineering test program was provided and enabled to make EUT continuous transmit.
For AC power line conducted emissions:
The EUT was set to connect with the WLAN AP under large package sizes transmission.
For Radiated spurious emissions test item:
The engineering test program was provided and enabled to make EUT continuous transmit. The EUT in each of three orthogonal axis emissions had been tested, but only the worst case (X axis) data Recorded in the report.



2.5. Measurement Instruments List

Tonscend JS0806-2 Test system					
Item	Test Equipment	Manufacturer	Model No.	Serial No.	Calibrated until
1	Spectrum Analyzer	Rohde & Schwarz	FSU26	100105	Dec. 25, 2021
2	Spectrum Analyzer	Rohde & Schwarz	FUV40-N	101331	Mar. 15, 2022
3	MXG Vector Signal Generator	Agilent	N5182A	MY47420864	Dec. 25, 2021
4	Signal Generator	Agilent	E8257D	MY46521908	Dec. 25, 2021
5	Power Sensor	Agilent	U2021XA	MY5365004	Dec. 25, 2021
6	Power Sensor	Agilent	U2021XA	MY5365006	Dec. 25, 2021
7	Simultaneous Sampling DAQ	Agilent	U2531A	TW54493510	Dec. 25, 2021
8	Climate Chamber	TABAI	PR-4G	A8708055	Dec. 25, 2021
9	Wideband Radio Communication Tester	Rohde & Schwarz	CMW500	116410	Dec. 25, 2021
10	Climate Chamber	ESPEC	MT3065	/	Dec. 25, 2021
11	300328 v2.2.2 test system	TONSCEND	v2.6	/	/

Radiated Emission and Transmitter spurious emissions					
Item	Test Equipment	Manufacturer	Model No.	Serial No.	Calibrated until
1	EMI Test Receiver	Rohde & Schwarz	ESCI	100658	Dec. 25, 2021
2	High pass filter	micro-tranics	HPM50111	142	Dec. 25, 2021
3	Log-Bicon Antenna	Schwarzbeck	CBL6141A	4180	Dec. 25, 2021
4	Ultra-Broadband Antenna	ShwarzBeck	BBHA9170	25841	Dec. 25, 2021
5	Loop Antenna	LAPLAC	RF300	9138	Dec. 25, 2021
6	Spectrum Analyzer	Rohde & Schwarz	FSU26	100105	Dec. 25, 2021
7	Horn Antenna	Schwarzbeck	BBHA 9120D	647	Dec. 25, 2021
8	Pre-Amplifier	HP	8447D	1937A03050	Dec. 25, 2021
9	Pre-Amplifier	EMCI	EMC051835	980075	Dec. 25, 2021
10	Antenna Mast	UC	UC3000	N/A	N/A
11	Turn Table	UC	UC3000	N/A	N/A
12	Cable Below 1GHz	Schwarzbeck	AK9515E	33155	Dec. 25, 2021
13	Cable Above 1GHz	Hubersuhner	SUCOFLEX 102	DA1580	Dec. 25, 2021
14	Splitter	Mini-Circuit	ZAPD-4	400059	Dec. 25, 2021
15	RF Connection Cable	HUBER+SUHNER	RE-7-FL	N/A	Dec. 25, 2021
16	RF Connection Cable	Chengdu E-Microwave	---	---	Dec. 25, 2021
17	High pass filter	Compliance	BSU-6	34202	Dec. 25, 2021

CTC Laboratories, Inc.

1-2/F., Building 2, Jiaquan Building, Guanlan High-Tech Park, Shenzhen, Guangdong, China

Tel.: (86)755-27521059

Fax: (86)755-27521011

Http://www.sz-ctc.org.cn



For anti-fake verification, please visit the official website of Certification and Accreditation Administration of the People's Republic of China : yz.cnca.cn



		Direction systems			
18	Attenuator	Chengdu E-Microwave	EMCAXX-10 RNZ-3	---	Dec. 25, 2021
19	High and low temperature box	ESPEC	MT3065	12114019	Dec. 25, 2021

Conducted Emission					
Item	Test Equipment	Manufacturer	Model No.	Serial No.	Calibrated until
1	LISN	R&S	ENV216	101112	Dec. 25, 2021
2	LISN	R&S	ENV216	101113	Dec. 25, 2021
3	EMI Test Receiver	R&S	ESCI	100658	Dec. 25, 2021

Note: 1. The Cal. Interval was one year.

2. The cable loss has calculated in test result which connection between each test instruments.

3. TEST ITEM AND RESULTS

3.1. Conducted Emission

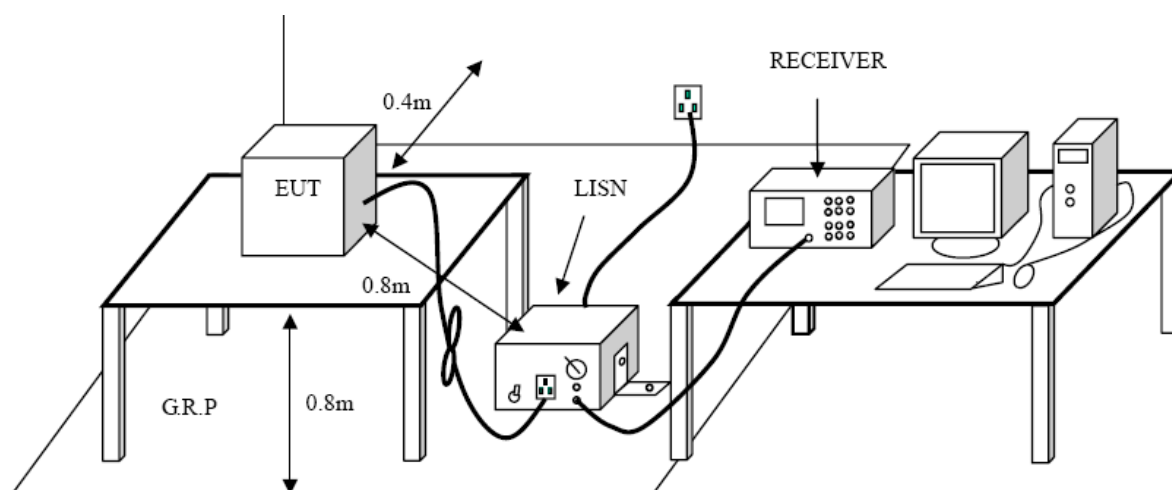
Limit

FCC CFR Title 47 Part 15 Subpart C Section 15.207/ RSS - Gen 8.8:

Frequency range (MHz)	Limit (dBuV)	
	Quasi-peak	Average
0.15-0.5	66 to 56*	56 to 46*
0.5-5	56	46
5-30	60	50

* Decreases with the logarithm of the frequency.

Test Configuration



Test Procedure

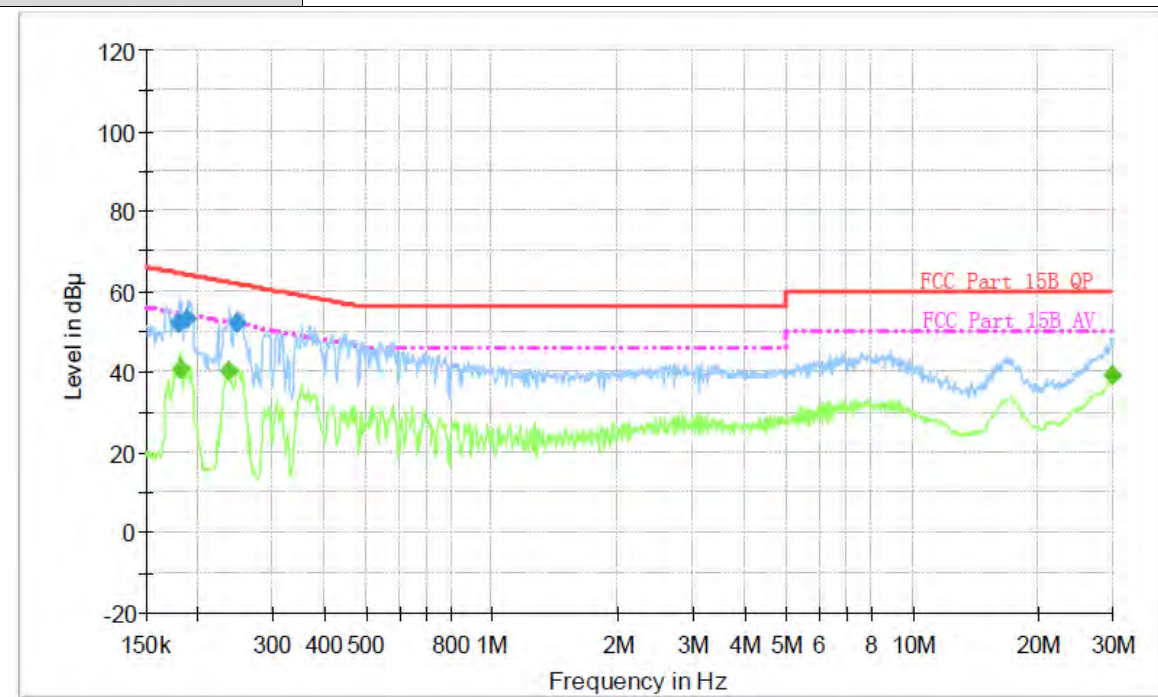
1. The EUT was setup according to ANSI C63.10:2013 requirements.
2. The EUT was placed on a platform of nominal size, 1 m by 1.5 m, raised 80 cm above the conducting ground plane. The vertical conducting plane was located 40 cm to the rear of the EUT. All other surfaces of EUT were at least 80 cm from any other grounded conducting surface.
3. The EUT and simulators are connected to the main power through a line impedances stabilization network (LISN). The LISN provides a 50ohm /50uH coupling impedance for the measuring equipment. The peripheral devices are also connected to the main power through a LISN. (Please refer to the block diagram of the test setup and photographs)
4. Each current-carrying conductor of the EUT power cord, except the ground (safety) conductor, was individually connected through a LISN to the input power source.
5. The excess length of the power cord between the EUT and the LISN receptacle were folded back and forth at the center of the lead to form a bundle not exceeding 40 cm in length.
6. Conducted Emissions were investigated over the frequency range from 0.15MHz to 30MHz using a receiver bandwidth of 9 kHz.
7. During the above scans, the emissions were maximized by cable manipulation.

**Test Mode:**

Please refer to the clause 2.4.

Test Results

Test Voltage:	AC 120V/60 Hz
Terminal:	Line

**Final Measurement Detector 1**

Frequency (MHz)	QuasiPeak (dBu V)	Meas. Time (ms)	Bandwidth (kHz)	Filter	Line	Corr. (dB)	Margin (dB)	Limit (dBu V)	Comment
0.180960	52.0	1000.00	9.000	On	L1	10.1	12.4	64.4	
0.189080	52.9	1000.00	9.000	On	L1	10.1	11.2	64.1	
0.249040	51.9	1000.00	9.000	On	L1	10.1	9.9	61.8	

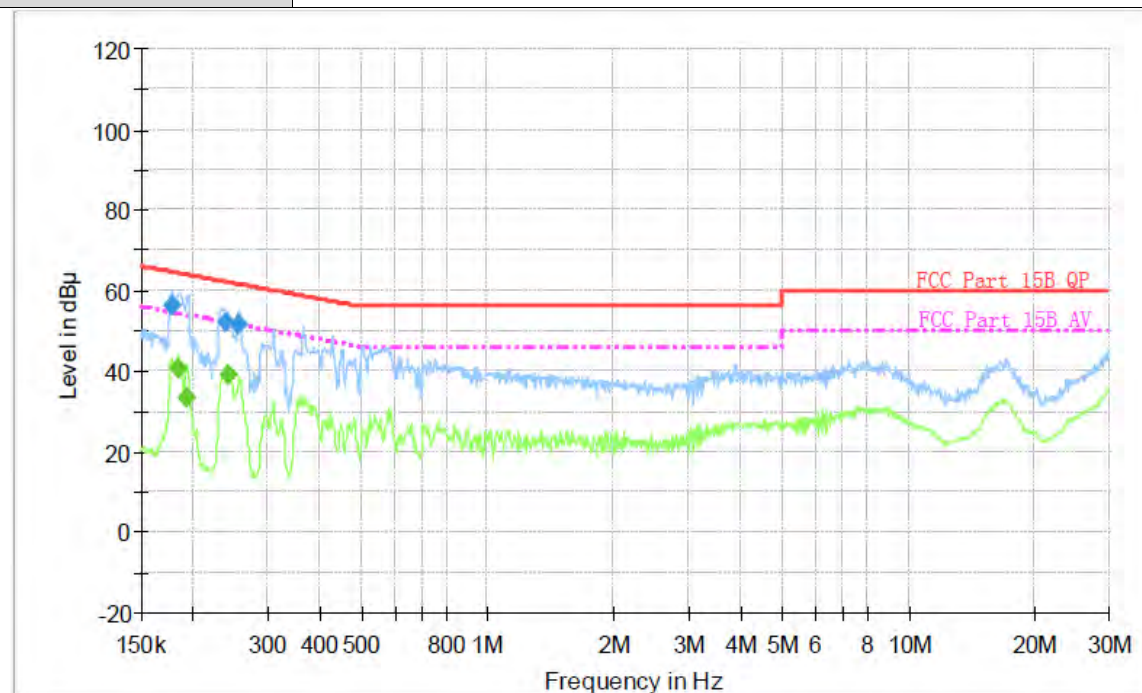
Final Measurement Detector 2

Frequency (MHz)	Average (dBu V)	Meas. Time (ms)	Bandwidth (kHz)	Filter	Line	Corr. (dB)	Margin (dB)	Limit (dBu V)	Comment
0.181680	40.5	1000.00	9.000	On	L1	10.1	13.9	54.4	
0.236450	40.3	1000.00	9.000	On	L1	10.1	11.9	52.2	
29.972880	38.9	1000.00	9.000	On	L1	10.8	11.1	50.0	

Emission Level= Read Level+ Correct Factor



Test Voltage:	AC 120V/60 Hz
Terminal:	Neutral



Final Measurement Detector 1

Frequency (MHz)	QuasiPeak (dBu V)	Meas. Time (ms)	Bandwidth (kHz)	Filter	Line	Corr. (dB)	Margin (dB)	Limit (dBu V)	Comment
0.178090	56.2	1000.00	9.000	On	N	10.1	8.4	64.6	
0.238340	51.9	1000.00	9.000	On	N	10.1	10.3	62.2	
0.256100	51.7	1000.00	9.000	On	N	10.1	9.9	61.6	

Final Measurement Detector 2

Frequency (MHz)	Average (dBu V)	Meas. Time (ms)	Bandwidth (kHz)	Filter	Line	Corr. (dB)	Margin (dB)	Limit (dBu V)	Comment
0.183140	40.9	1000.00	9.000	On	N	10.1	13.4	54.3	
0.193660	33.3	1000.00	9.000	On	N	10.1	20.6	53.9	
0.241210	38.9	1000.00	9.000	On	N	10.1	13.2	52.1	

Emission Level= Read Level+ Correct Factor



3.2. Radiated Emission

Limit

FCC CFR Title 47 Part 15 Subpart C Section 15.209/ RSS – Gen 8.9:

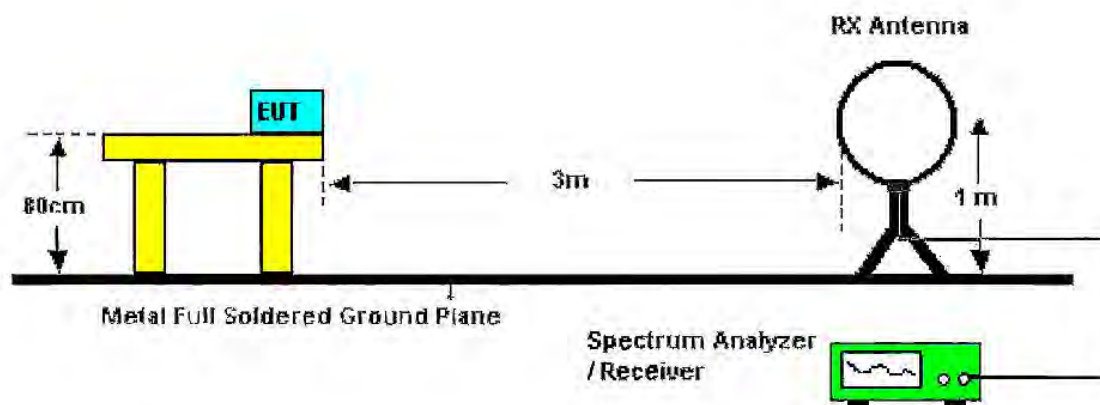
Frequency (MHz)	Field Strength (microvolts/meter)	Measurement Distance (meters)
0.009~0.490	2400/F(KHz)	300
0.490~1.705	24000/F(KHz)	30
1.705~30.0	30	30
30~88	100	3
88~216	150	3
216~960	200	3
960~1000	500	3

Frequency (MHz)	dB(uV/m) (at 3 meters)	
	Peak	Average
Above 1000	74	54

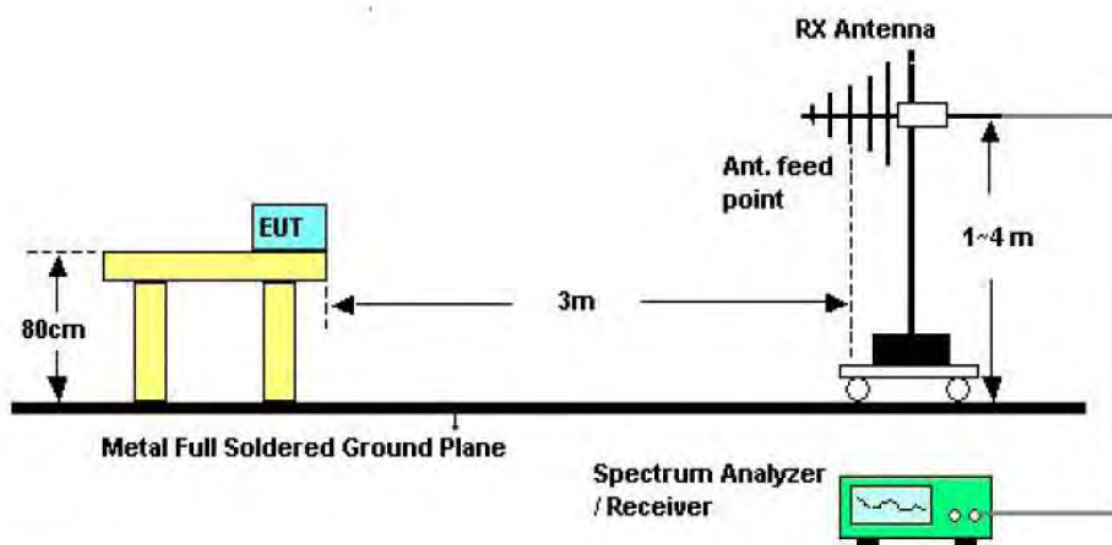
Note:

- (1) The tighter limit applies at the band edges.
- (2) Emission Level (dBuV/m)=20log Emission Level (uV/m).

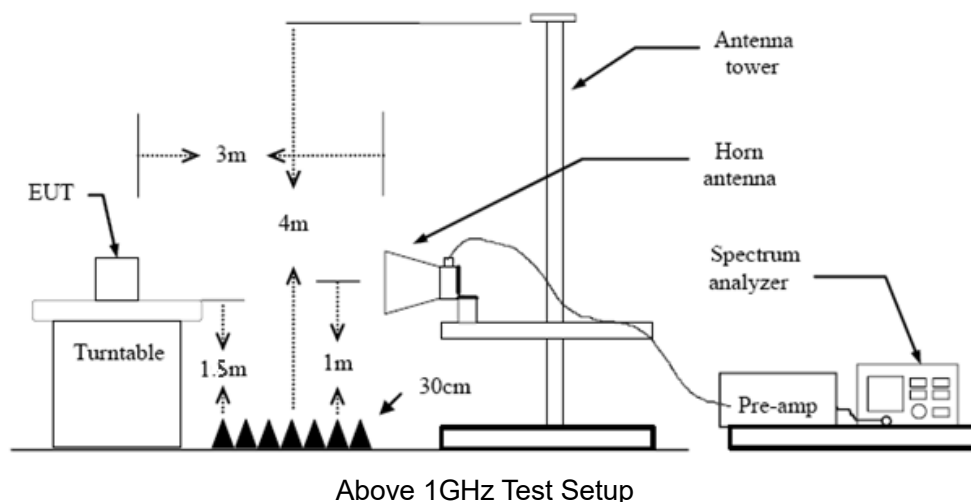
Test Configuration



Below 30MHz Test Setup



Below 1000MHz Test Setup



Test Procedure

1. The EUT was setup and tested according to ANSI C63.10:2013
 2. The EUT is placed on a turn table which is 0.8 meter above ground for below 1 GHz, and 1.5 m for above 1 GHz. The turn table is rotated 360 degrees to determine the position of the maximum emission level.
 3. The EUT was set 3 meters from the receiving antenna, which was mounted on the top of a variable height antenna tower.
 4. For each suspected emission, the EUT was arranged to its worst case and then tune the Antenna tower (from 1 m to 4 m) and turntable (from 0 degree to 360 degrees) to find the maximum reading. A pre-amp and a high pass filter are used for the test in order to get better signal level to comply with the guidelines.
 5. Set to the maximum power setting and enable the EUT transmit continuously.
 6. Use the following spectrum analyzer settings
 - (1) Span shall wide enough to fully capture the emission being measured;
 - (2) Below 1 GHz:
RBW=120 kHz, VBW=300 kHz, Sweep=auto, Detector function=peak, Trace=max hold;
If the emission level of the EUT measured by the peak detector is 3 dB lower than the applicable limit, the peak emission level will be reported. Otherwise, the emission measurement will be repeated using the quasi-peak detector and reported.
 - (3) From 1 GHz to 10th harmonic:
RBW=1MHz, VBW=3MHz Peak detector for Peak value.
RBW=1MHz, VBW \geq 1/T Peak detector for Average value.
- Note 1: For the 1/T& Duty Cycle please refer to clause 3.8 Duty Cycle.

Test Mode

Please refer to the clause 2.4.

Test Result

9 KHz~30 MHz

From 9 KHz to 30 MHz: Conclusion: PASS

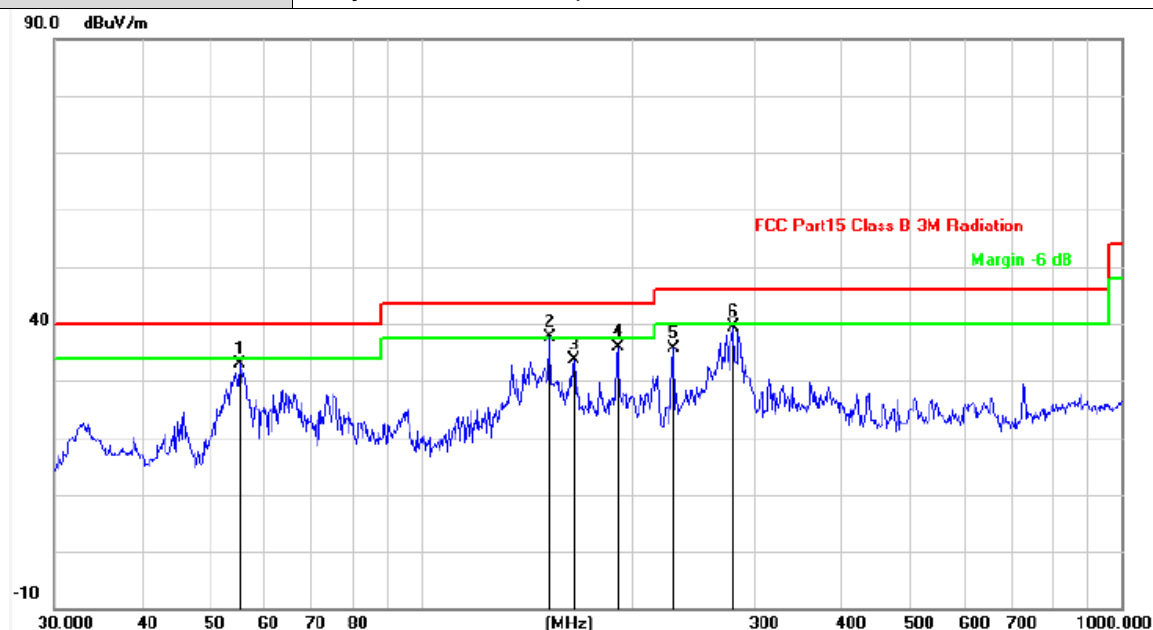
Note: The amplitude of spurious emissions which are attenuated by more than 20dB below the permissible value has no need to be reported.

Pre-scan all antenna, only show the test data for worse case antenna on the test report.



30MHz-1GHz

Ant. Pol.	Horizontal
Test Mode:	Ant 1 802.11b Mode 2412MHz
Remark:	Only worse case is reported



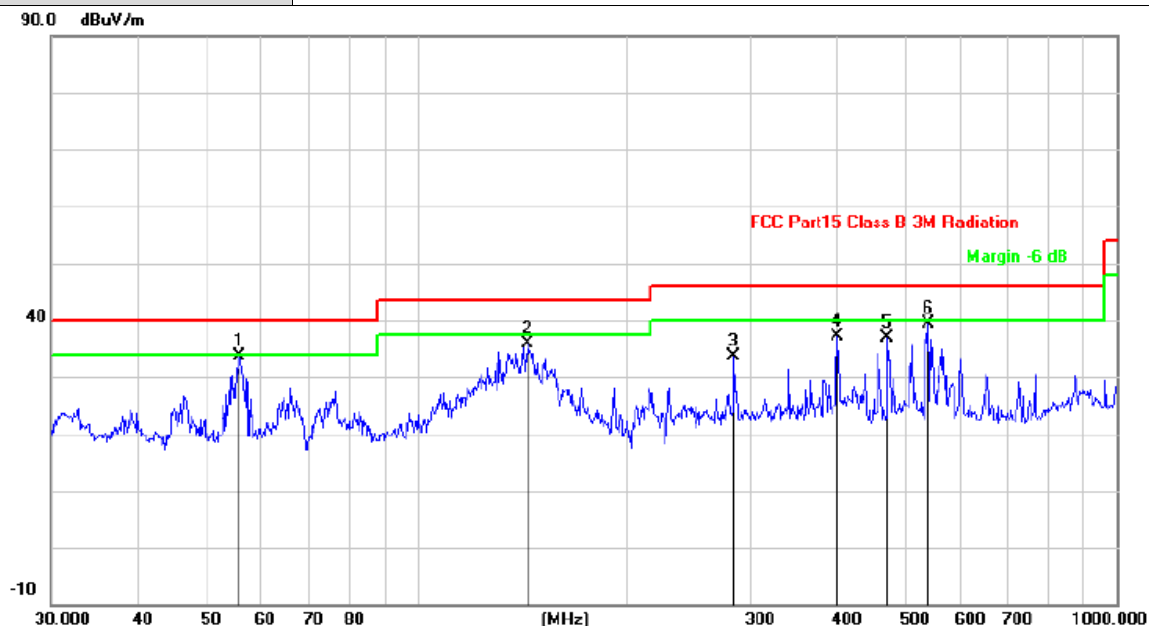
No.	Frequency (MHz)	Factor (dB/m)	Reading (dBuV)	Level (dBuV/m)	Limit (dBuV/m)	Margin (dB)	Detector
1	55.2207	-18.16	51.11	32.95	40.00	-7.05	QP
2	152.6639	-17.01	54.54	37.53	43.50	-5.97	QP
3	165.4866	-18.07	51.63	33.56	43.50	-9.94	QP
4	191.0738	-20.21	55.97	35.76	43.50	-7.74	QP
5	230.0985	-19.85	55.60	35.75	46.00	-10.25	QP
6	280.0237	-18.36	57.73	39.37	46.00	-6.63	QP

Remarks:

1. Factor (dB/m) = Antenna Factor (dB/m) + Cable Factor (dB) - Pre-amplifier Factor
2. Margin value = Level - Limit value



Ant. Pol.	Vertical
Test Mode:	Ant 1 802.11b Mode 2412MHz
Remark:	Only worse case is reported



No.	Frequency (MHz)	Factor (dB/m)	Reading (dBuV)	Level (dBuV/m)	Limit (dBuV/m)	Margin (dB)	Detector
1	55.8046	-18.20	51.74	33.54	40.00	-6.46	QP
2	143.8291	-17.30	53.24	35.94	43.50	-7.56	QP
3	283.9791	-18.24	51.83	33.59	46.00	-12.41	QP
4	399.0300	-15.80	52.86	37.06	46.00	-8.94	QP
5	470.5230	-14.24	51.14	36.90	46.00	-9.10	QP
6	537.5891	-13.25	52.52	39.27	46.00	-6.73	QP

Remarks:

1. Factor (dB/m) = Antenna Factor (dB/m) + Cable Factor (dB) - Pre-amplifier Factor

2. Margin value = Level - Limit value



Adobe 1GHz

Ant No.:	Ant 1
Ant. Pol.	Horizontal
Test Mode:	TX B Mode 2412MHz
Remark:	No report for the emission which more than 20 dB below the prescribed limit.

No.	Frequency (MHz)	Factor (dB/m)	Reading (dBuV)	Level (dBuV/m)	Limit (dBuV/m)	Margin (dB)	Detector
1	4824.205	-2.76	53.43	50.67	74.00	-23.33	peak
2	4824.520	-2.76	39.74	36.98	54.00	-17.02	AVG

Remarks:

1. Factor (dB/m) = Antenna Factor (dB/m) + Cable Factor (dB) - Pre-amplifier Factor
2. Margin value = Level - Limit value



Ant No.:	Ant 1
Ant. Pol.	Vertical
Test Mode:	TX B Mode 2412MHz
Remark:	No report for the emission which more than 20 dB below the prescribed limit.

No.	Frequency (MHz)	Factor (dB/m)	Reading (dBuV)	Level (dBuV/m)	Limit (dBuV/m)	Margin (dB)	Detector
1	4824.132	-2.76	38.15	35.39	54.00	-18.61	AVG
2	4824.230	-2.76	52.50	49.74	74.00	-24.26	peak

Remarks:

1.Factor (dB/m) = Antenna Factor (dB/m)+Cable Factor (dB)-Pre-amplifier Factor

2.Margin value = Level -Limit value



Ant No.:	Ant 1
Ant. Pol.	Horizontal
Test Mode:	TX B Mode 2437MHz
Remark:	No report for the emission which more than 20 dB below the prescribed limit.

No.	Frequency (MHz)	Factor (dB/m)	Reading (dBuV)	Level (dBuV/m)	Limit (dBuV/m)	Margin (dB)	Detector
1	4873.626	-2.61	53.73	51.12	74.00	-22.88	peak
2	4874.140	-2.61	38.92	36.31	54.00	-17.69	AVG

Remarks:

1.Factor (dB/m) = Antenna Factor (dB/m)+Cable Factor (dB)-Pre-amplifier Factor

2.Margin value = Level -Limit value



Ant No.:	Ant 1
Ant. Pol.	Vertical
Test Mode:	TX B Mode 2437MHz
Remark:	No report for the emission which more than 20 dB below the prescribed limit.

No.	Frequency (MHz)	Factor (dB/m)	Reading (dBuV)	Level (dBuV/m)	Limit (dBuV/m)	Margin (dB)	Detector
1	4874.123	-2.61	38.13	35.52	54.00	-18.48	AVG
2	4874.320	-2.61	52.23	49.62	74.00	-24.38	peak

Remarks:

1.Factor (dB/m) = Antenna Factor (dB/m)+Cable Factor (dB)-Pre-amplifier Factor

2.Margin value = Level -Limit value



Ant No.:	Ant 1
Ant. Pol.	Horizontal
Test Mode:	TX B Mode 2462MHz
Remark:	No report for the emission which more than 20 dB below the prescribed limit.

No.	Frequency (MHz)	Factor (dB/m)	Reading (dBuV)	Level (dBuV/m)	Limit (dBuV/m)	Margin (dB)	Detector
1	4923.633	-2.47	38.83	36.36	54.00	-17.64	AVG
2	4924.250	-2.47	53.11	50.64	74.00	-23.36	peak

Remarks:

1.Factor (dB/m) = Antenna Factor (dB/m)+Cable Factor (dB)-Pre-amplifier Factor

2.Margin value = Level -Limit value



Ant No.:	Ant 1
Ant. Pol.	Vertical
Test Mode:	TX B Mode 2462MHz
Remark:	No report for the emission which more than 20 dB below the prescribed limit.

No.	Frequency (MHz)	Factor (dB/m)	Reading (dBuV)	Level (dBuV/m)	Limit (dBuV/m)	Margin (dB)	Detector
1	4924.077	-2.47	52.51	50.04	74.00	-23.96	peak
2	4924.120	-2.47	38.15	35.68	54.00	-18.32	AVG

Remarks:

1.Factor (dB/m) = Antenna Factor (dB/m)+Cable Factor (dB)-Pre-amplifier Factor

2.Margin value = Level -Limit value



Ant No.:	Ant 1
Ant. Pol.	Horizontal
Test Mode:	TX G Mode 2412MHz
Remark:	No report for the emission which more than 20 dB below the prescribed limit.

No.	Frequency (MHz)	Factor (dB/m)	Reading (dBuV)	Level (dBuV/m)	Limit (dBuV/m)	Margin (dB)	Detector
1	4823.806	-2.76	53.14	50.38	74.00	-23.62	peak
2	4824.109	-2.76	39.06	36.30	54.00	-17.70	AVG

Remarks:

1.Factor (dB/m) = Antenna Factor (dB/m)+Cable Factor (dB)-Pre-amplifier Factor

2.Margin value = Level -Limit value



Ant No.:	Ant 1
Ant. Pol.	Vertical
Test Mode:	TX G Mode 2412MHz
Remark:	No report for the emission which more than 20 dB below the prescribed limit.

No.	Frequency (MHz)	Factor (dB/m)	Reading (dBuV)	Level (dBuV/m)	Limit (dBuV/m)	Margin (dB)	Detector
1	4823.760	-2.76	52.04	49.28	74.00	-24.72	peak
2	4823.865	-2.76	38.05	35.29	54.00	-18.71	AVG

Remarks:

1.Factor (dB/m) = Antenna Factor (dB/m)+Cable Factor (dB)-Pre-amplifier Factor

2.Margin value = Level -Limit value



Ant No.:	Ant 1
Ant. Pol.	Horizontal
Test Mode:	TX G Mode 2437MHz
Remark:	No report for the emission which more than 20 dB below the prescribed limit.

No.	Frequency (MHz)	Factor (dB/m)	Reading (dBuV)	Level (dBuV/m)	Limit (dBuV/m)	Margin (dB)	Detector
1	4874.113	-2.61	38.50	35.89	54.00	-18.11	AVG
2	4874.305	-2.61	52.85	50.24	74.00	-23.76	peak

Remarks:

1.Factor (dB/m) = Antenna Factor (dB/m)+Cable Factor (dB)-Pre-amplifier Factor

2.Margin value = Level -Limit value



Ant No.:	Ant 1
Ant. Pol.	Vertical
Test Mode:	TX G Mode 2437MHz
Remark:	No report for the emission which more than 20 dB below the prescribed limit.

No.	Frequency (MHz)	Factor (dB/m)	Reading (dBuV)	Level (dBuV/m)	Limit (dBuV/m)	Margin (dB)	Detector
1	4874.041	-2.61	52.16	49.55	74.00	-24.45	peak
2	4874.201	-2.61	38.10	35.49	54.00	-18.51	AVG

Remarks:

1.Factor (dB/m) = Antenna Factor (dB/m)+Cable Factor (dB)-Pre-amplifier Factor

2.Margin value = Level -Limit value



Ant No.:	Ant 1
Ant. Pol.	Horizontal
Test Mode:	TX G Mode 2462MHz
Remark:	No report for the emission which more than 20 dB below the prescribed limit.

No.	Frequency (MHz)	Factor (dB/m)	Reading (dBuV)	Level (dBuV/m)	Limit (dBuV/m)	Margin (dB)	Detector
1	4924.235	-2.47	53.26	50.79	74.00	-23.21	peak
2	4924.270	-2.47	38.79	36.32	54.00	-17.68	AVG

Remarks:

1.Factor (dB/m) = Antenna Factor (dB/m)+Cable Factor (dB)-Pre-amplifier Factor

2.Margin value = Level -Limit value



Ant No.:	Ant 1
Ant. Pol.	Vertical
Test Mode:	TX G Mode 2462MHz
Remark:	No report for the emission which more than 20 dB below the prescribed limit.

No.	Frequency (MHz)	Factor (dB/m)	Reading (dBuV)	Level (dBuV/m)	Limit (dBuV/m)	Margin (dB)	Detector
1	4924.030	-2.47	52.59	50.12	74.00	-23.88	peak
2	4924.232	-2.47	38.13	35.66	54.00	-18.34	AVG

Remarks:

1.Factor (dB/m) = Antenna Factor (dB/m)+Cable Factor (dB)-Pre-amplifier Factor

2.Margin value = Level -Limit value



Ant No.:	Ant 1 + Ant 2
Ant. Pol.	Horizontal
Test Mode:	TX N20 Mode 2412MHz
Remark:	No report for the emission which more than 20 dB below the prescribed limit.

No.	Frequency (MHz)	Factor (dB/m)	Reading (dBuV)	Level (dBuV/m)	Limit (dBuV/m)	Margin (dB)	Detector
1	4823.663	-2.76	53.50	50.74	74.00	-23.26	peak
2	4824.137	-2.76	38.96	36.20	54.00	-17.80	AVG

Remarks:

1. Factor (dB/m) = Antenna Factor (dB/m) + Cable Factor (dB) - Pre-amplifier Factor
2. Margin value = Level - Limit value



Ant No.:	Ant 1 + Ant 2
Ant. Pol.	Vertical
Test Mode:	TX N20 Mode 2412MHz
Remark:	No report for the emission which more than 20 dB below the prescribed limit.

No.	Frequency (MHz)	Factor (dB/m)	Reading (dBuV)	Level (dBuV/m)	Limit (dBuV/m)	Margin (dB)	Detector
1	4823.929	-2.76	38.18	35.42	54.00	-18.58	AVG
2	4824.008	-2.76	52.47	49.71	74.00	-24.29	peak

Remarks:

1.Factor (dB/m) = Antenna Factor (dB/m)+Cable Factor (dB)-Pre-amplifier Factor

2.Margin value = Level -Limit value



Ant No.:	Ant 1 + Ant 2
Ant. Pol.	Horizontal
Test Mode:	TX N20 Mode 2437MHz
Remark:	No report for the emission which more than 20 dB below the prescribed limit.

No.	Frequency (MHz)	Factor (dB/m)	Reading (dBuV)	Level (dBuV/m)	Limit (dBuV/m)	Margin (dB)	Detector
1	4873.896	-2.61	52.61	50.00	74.00	-24.00	peak
2	4874.201	-2.61	38.48	35.87	54.00	-18.13	AVG

Remarks:

1.Factor (dB/m) = Antenna Factor (dB/m)+Cable Factor (dB)-Pre-amplifier Factor

2.Margin value = Level -Limit value



Ant No.:	Ant 1 + Ant 2
Ant. Pol.	Vertical
Test Mode:	TX N20 Mode 2437MHz
Remark:	No report for the emission which more than 20 dB below the prescribed limit.

No.	Frequency (MHz)	Factor (dB/m)	Reading (dBuV)	Level (dBuV/m)	Limit (dBuV/m)	Margin (dB)	Detector
1	4874.100	-2.61	52.50	49.89	74.00	-24.11	peak
2	4874.210	-2.61	37.99	35.38	54.00	-18.62	AVG

Remarks:

1.Factor (dB/m) = Antenna Factor (dB/m)+Cable Factor (dB)-Pre-amplifier Factor

2.Margin value = Level -Limit value



Ant No.:	Ant 1 + Ant 2
Ant. Pol.	Horizontal
Test Mode:	TX N20 Mode 2462MHz
Remark:	No report for the emission which more than 20 dB below the prescribed limit.

No.	Frequency (MHz)	Factor (dB/m)	Reading (dBUV)	Level (dBUV/m)	Limit (dBUV/m)	Margin (dB)	Detector
1	4924.100	-2.47	38.31	35.84	54.00	-18.16	AVG
2	4924.220	-2.47	52.68	50.21	74.00	-23.79	peak

Remarks:
1.Factor (dB/m) = Antenna Factor (dB/m)+Cable Factor (dB)-Pre-amplifier Factor
2.Margin value = Level -Limit value



Ant No.:	Ant 1 + Ant 2
Ant. Pol.	Vertical
Test Mode:	TX N20 Mode 2462MHz
Remark:	No report for the emission which more than 20 dB below the prescribed limit.

No.	Frequency (MHz)	Factor (dB/m)	Reading (dBuV)	Level (dBuV/m)	Limit (dBuV/m)	Margin (dB)	Detector
1	4923.889	-2.47	37.71	35.24	54.00	-18.76	AVG
2	4924.200	-2.47	51.59	49.12	74.00	-24.88	peak

Remarks:

1.Factor (dB/m) = Antenna Factor (dB/m)+Cable Factor (dB)-Pre-amplifier Factor

2.Margin value = Level -Limit value



Ant No.:	Ant 1 + Ant 2
Ant. Pol.	Horizontal
Test Mode:	TX N40 Mode 2422MHz
Remark:	No report for the emission which more than 20 dB below the prescribed limit.

No.	Frequency (MHz)	Factor (dB/m)	Reading (dBuV)	Level (dBuV/m)	Limit (dBuV/m)	Margin (dB)	Detector
1	4844.023	-2.70	38.35	35.65	54.00	-18.35	AVG
2	4844.827	-2.70	52.49	49.79	74.00	-24.21	peak

Remarks:

1.Factor (dB/m) = Antenna Factor (dB/m)+Cable Factor (dB)-Pre-amplifier Factor

2.Margin value = Level -Limit value



Ant No.:	Ant 1 + Ant 2
Ant. Pol.	Vertical
Test Mode:	TX N40 Mode 2422MHz
Remark:	No report for the emission which more than 20 dB below the prescribed limit.

No.	Frequency (MHz)	Factor (dB/m)	Reading (dBUV)	Level (dBUV/m)	Limit (dBUV/m)	Margin (dB)	Detector
1	4843.999	-2.70	38.26	35.56	54.00	-18.44	AVG
2	4844.001	-2.70	52.71	50.01	74.00	-23.99	peak

Remarks:

1.Factor (dB/m) = Antenna Factor (dB/m)+Cable Factor (dB)-Pre-amplifier Factor

2.Margin value = Level -Limit value



Ant No.:	Ant 1 + Ant 2
Ant. Pol.	Horizontal
Test Mode:	TX N40 Mode 2437MHz
Remark:	No report for the emission which more than 20 dB below the prescribed limit.

No.	Frequency (MHz)	Factor (dB/m)	Reading (dBUV)	Level (dBUV/m)	Limit (dBUV/m)	Margin (dB)	Detector
1	4873.999	-2.61	38.35	35.74	54.00	-18.26	AVG
2	4874.023	-2.61	52.15	49.54	74.00	-24.46	peak

Remarks:

1.Factor (dB/m) = Antenna Factor (dB/m)+Cable Factor (dB)-Pre-amplifier Factor

2.Margin value = Level -Limit value



Ant No.:	Ant 1 + Ant 2
Ant. Pol.	Vertical
Test Mode:	TX N40 Mode 2437MHz
Remark:	No report for the emission which more than 20 dB below the prescribed limit.

No.	Frequency (MHz)	Factor (dB/m)	Reading (dBuV)	Level (dBuV/m)	Limit (dBuV/m)	Margin (dB)	Detector
1	4873.999	-2.61	38.19	35.58	54.00	-18.42	AVG
2	4874.000	-2.61	52.01	49.40	74.00	-24.60	peak

Remarks:

1.Factor (dB/m) = Antenna Factor (dB/m)+Cable Factor (dB)-Pre-amplifier Factor

2.Margin value = Level -Limit value



Ant No.:	Ant 1 + Ant 2
Ant. Pol.	Horizontal
Test Mode:	TX N40 Mode 2452MHz
Remark:	No report for the emission which more than 20 dB below the prescribed limit.

No.	Frequency (MHz)	Factor (dB/m)	Reading (dBuV)	Level (dBuV/m)	Limit (dBuV/m)	Margin (dB)	Detector
1	4903.685	-2.53	38.28	35.75	54.00	-18.25	AVG
2	4904.010	-2.53	52.86	50.33	74.00	-23.67	peak

Remarks:

1.Factor (dB/m) = Antenna Factor (dB/m)+Cable Factor (dB)-Pre-amplifier Factor

2.Margin value = Level -Limit value



Ant No.:	Ant 1 + Ant 2
Ant. Pol.	Vertical
Test Mode:	TX N40 Mode 2452MHz
Remark:	No report for the emission which more than 20 dB below the prescribed limit.

No.	Frequency (MHz)	Factor (dB/m)	Reading (dBUV)	Level (dBUV/m)	Limit (dBUV/m)	Margin (dB)	Detector
1	4903.909	-2.53	52.34	49.81	74.00	-24.19	peak
2	4904.022	-2.53	37.76	35.23	54.00	-18.77	AVG

Remarks:

1.Factor (dB/m) = Antenna Factor (dB/m)+Cable Factor (dB)-Pre-amplifier Factor

2.Margin value = Level -Limit value

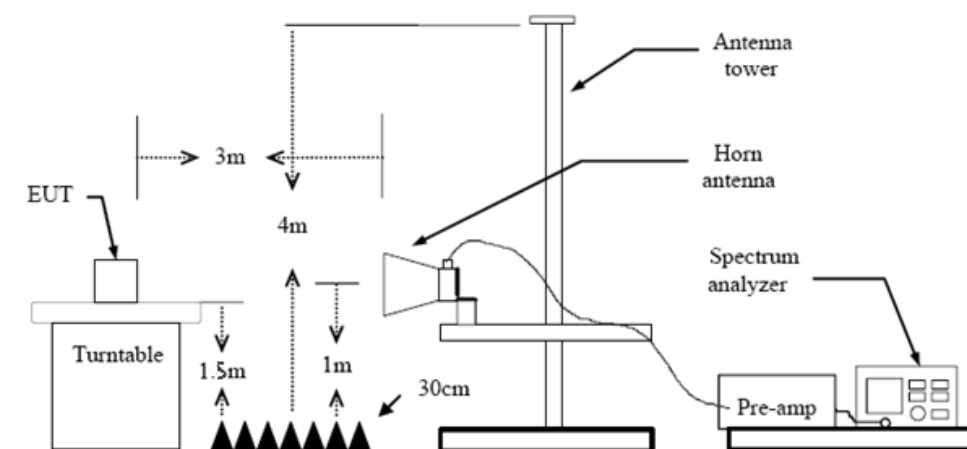
3.3. Band Edge Emissions (Radiated)

Limit

FCC CFR Title 47 Part 15 Subpart C Section 15.247 (d)/ RSS 247 5.5:

Restricted Frequency Band (MHz)	(dBuV/m)(at 3m)	
	Peak	Average
2310 ~2390	74	54
2483.5 ~2500	74	54

Test Configuration



Test Procedure

1. The EUT was setup and tested according to ANSI C63.10:2013 requirements.
2. The EUT is placed on a turn table which is 1.5 meter above ground. The turn table is rotated 360 degrees to determine the position of the maximum emission level.
3. The EUT was positioned such that the distance from antenna to the EUT was 3 meters.
4. The antenna is scanned from 1 meter to 4 meters to find out the maximum emission level. This is repeated for both horizontal and vertical polarization of the antenna. In order to find the maximum emission, all of the interface cables were manipulated according to ANSI C63.10:2013 on radiated measurement.
5. The receiver set as follow:
RBW=1MHz, VBW=3MHz Peak detector for Peak value.
RBW=1MHz, VBW see note 1 with Peak Detector for Average Value.

Note 1: For measurements above 1 GHz the resolution bandwidth is set to 1 MHz, then the video bandwidth is set to 3 MHz for peak measurements and 1 MHz resolution bandwidth with 1/T video bandwidth with peak detector for average measurements. For the Duty Cycle please refer to clause 3.7 Duty Cycle.

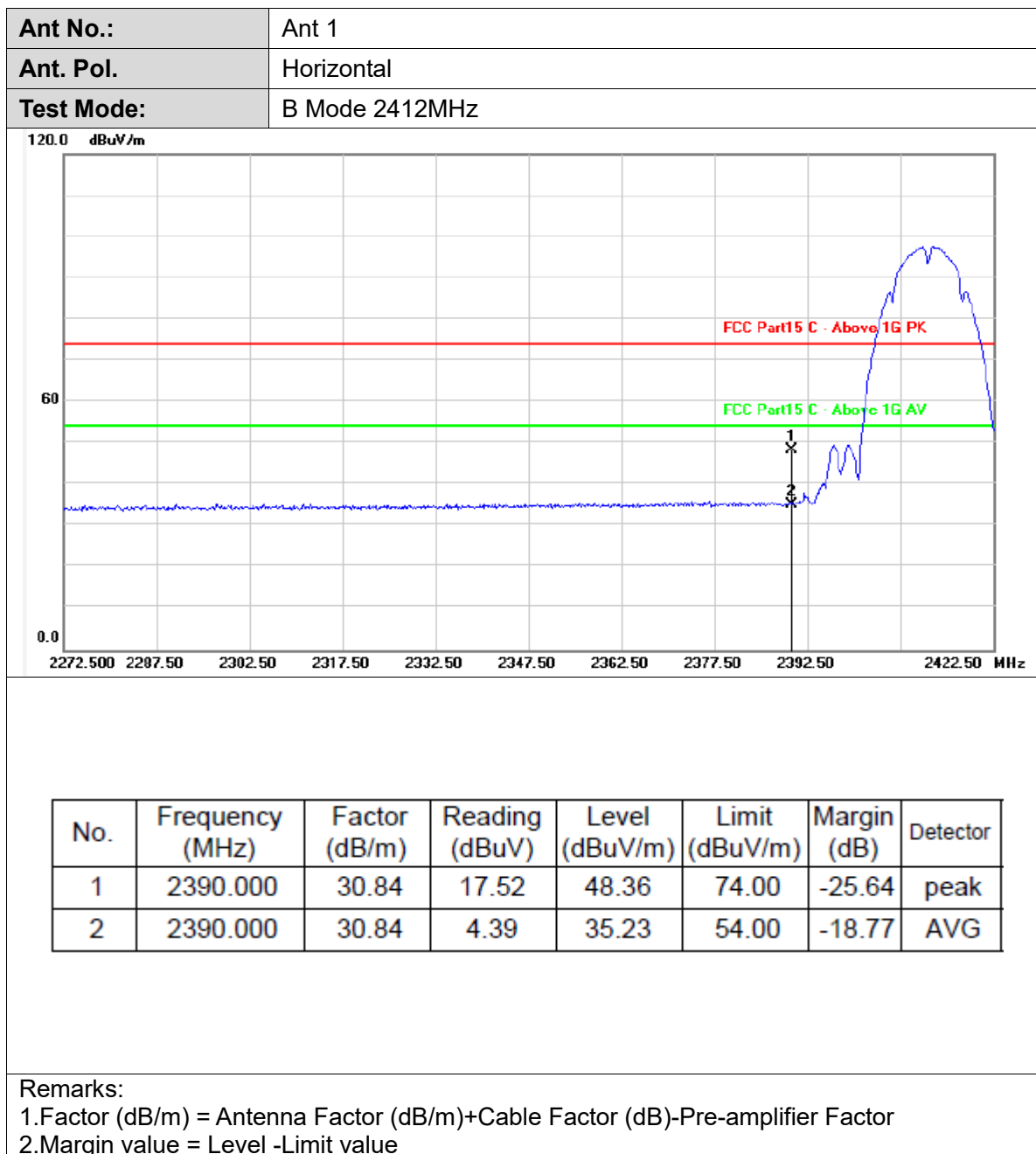
Test Mode

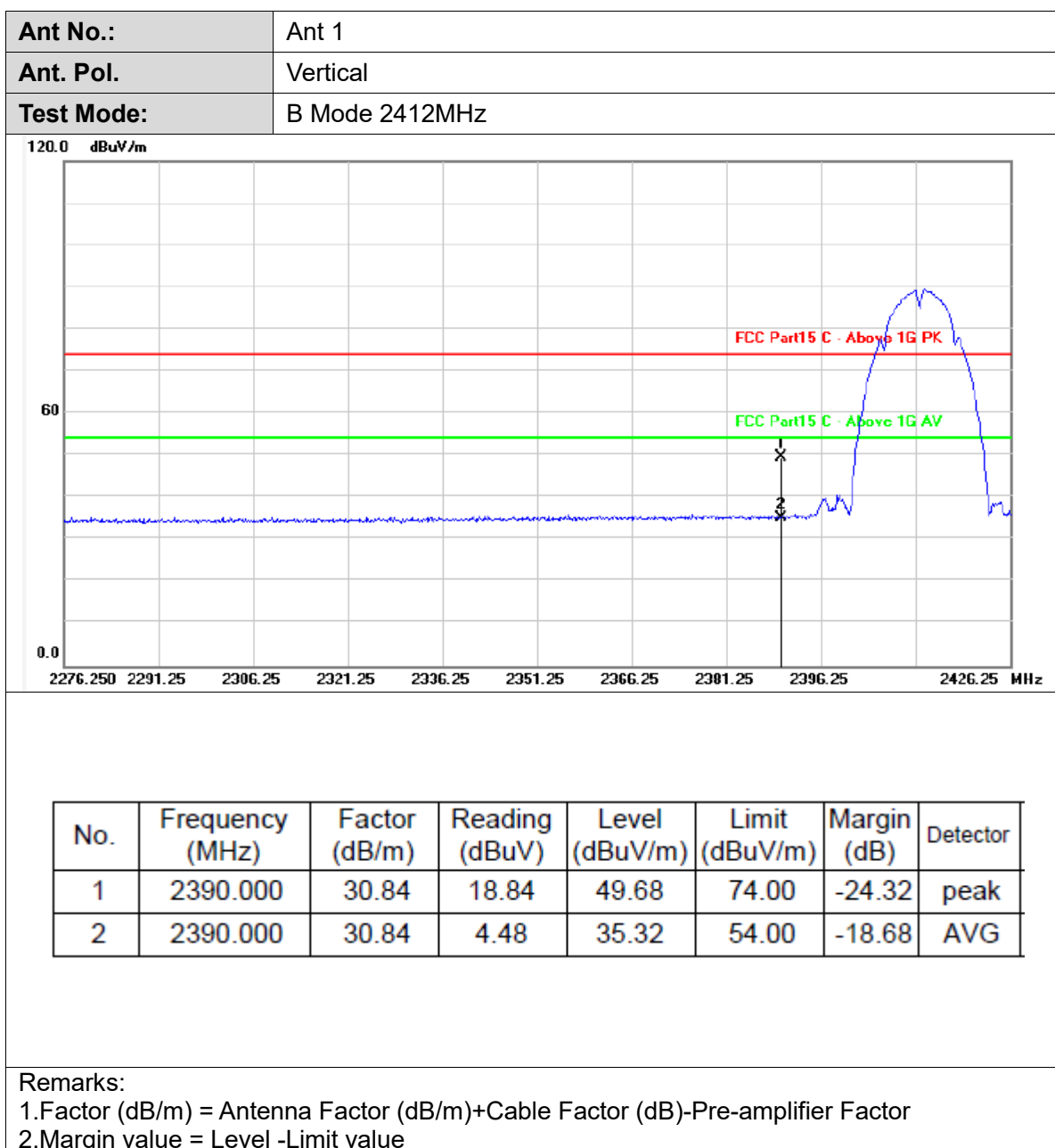
Please refer to the clause 2.4.



Test Results

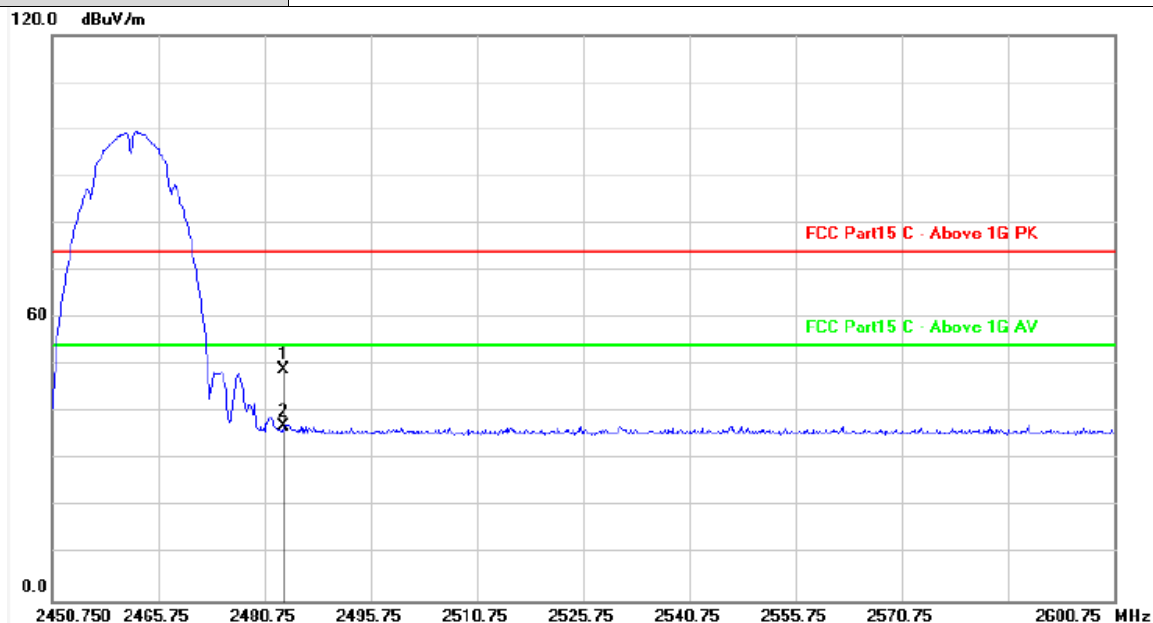
Pre-scan all antenna, only show the test data for worse case antenna on the test report.







Ant No.:	Ant 1
Ant. Pol.	Horizontal
Test Mode:	B Mode 2462 MHz

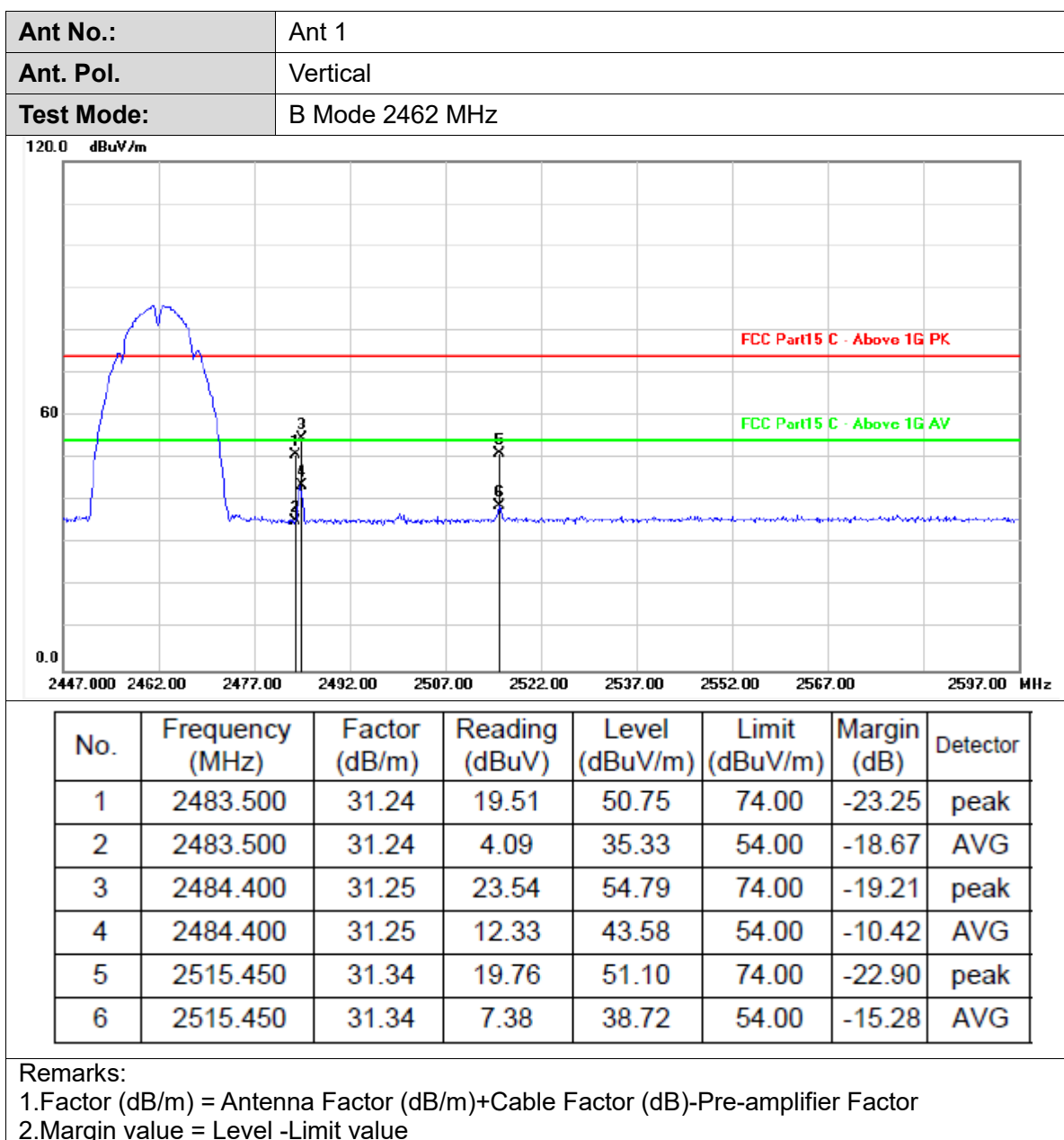


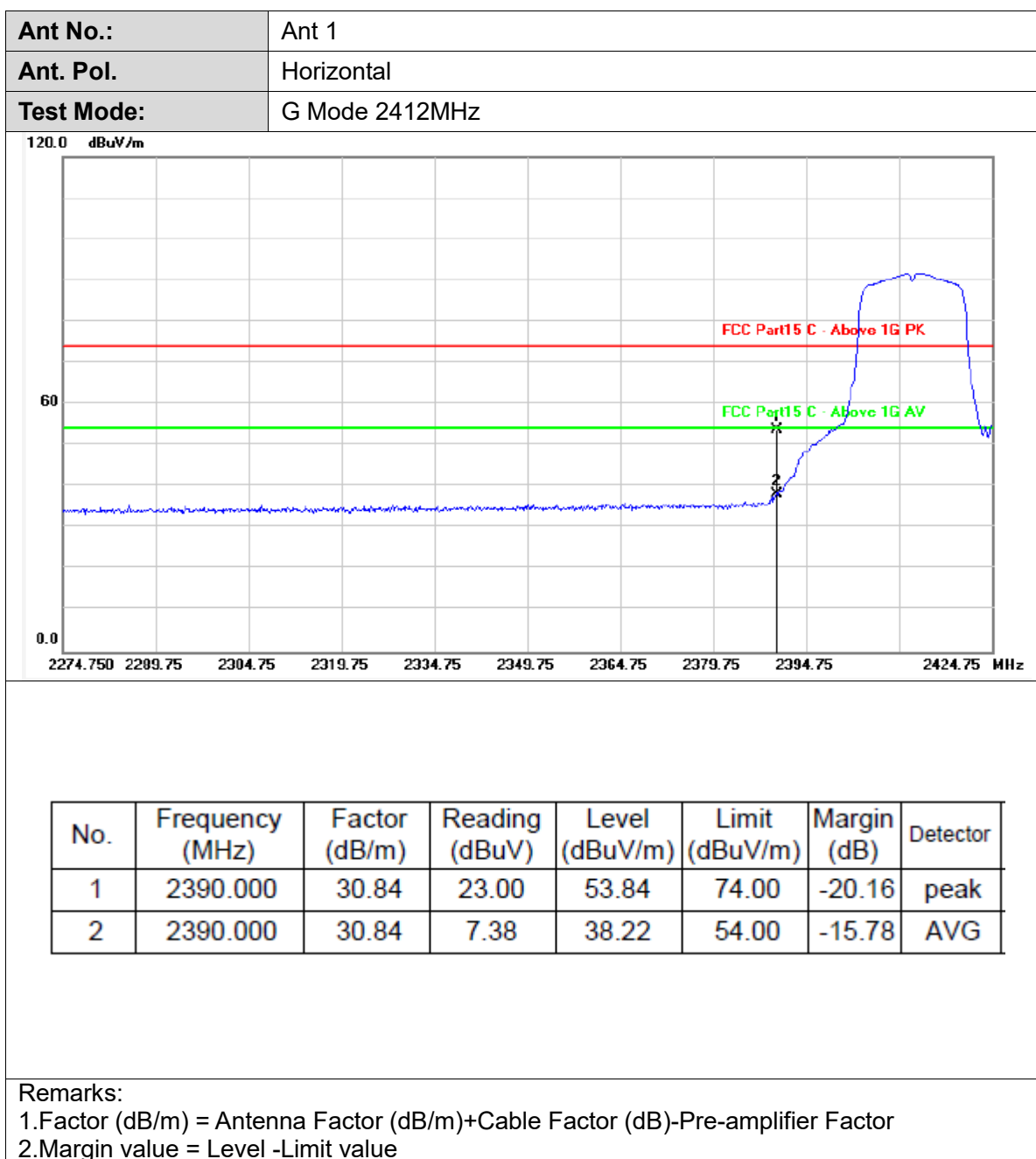
No.	Frequency (MHz)	Factor (dB/m)	Reading (dBuV)	Level (dBuV/m)	Limit (dBuV/m)	Margin (dB)	Detector
1	2483.500	31.24	17.88	49.12	74.00	-24.88	peak
2	2483.500	31.24	5.67	36.91	54.00	-17.09	AVG

Remarks:

1. Factor (dB/m) = Antenna Factor (dB/m) + Cable Factor (dB) - Pre-amplifier Factor

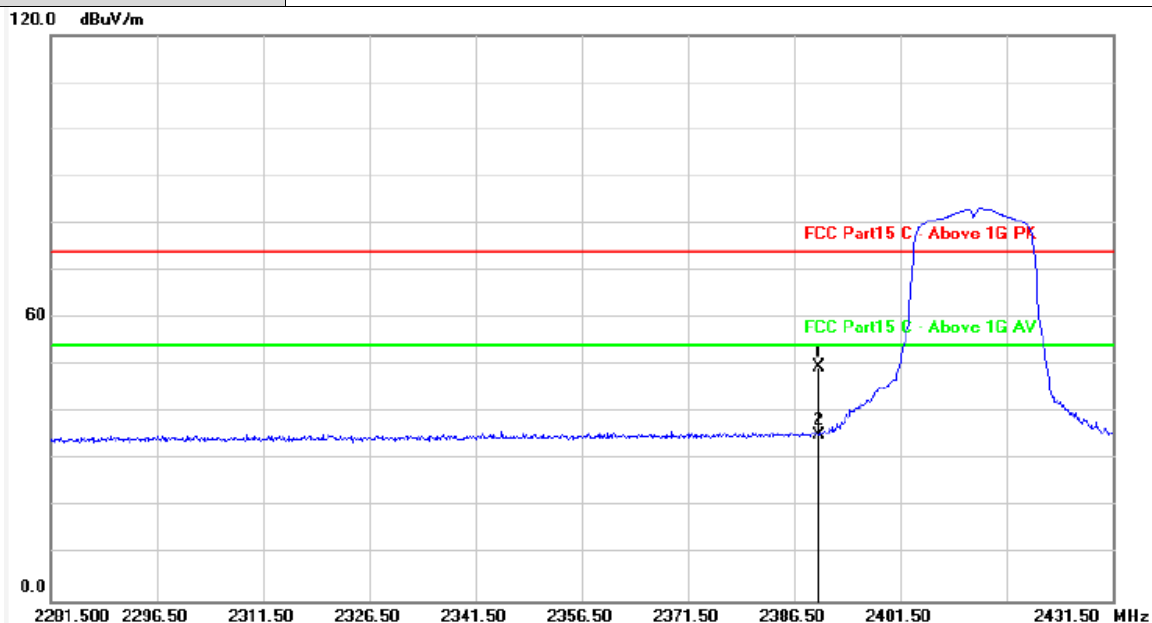
2. Margin value = Level - Limit value







Ant No.:	Ant 1
Ant. Pol.	Vertical
Test Mode:	G Mode 2412MHz



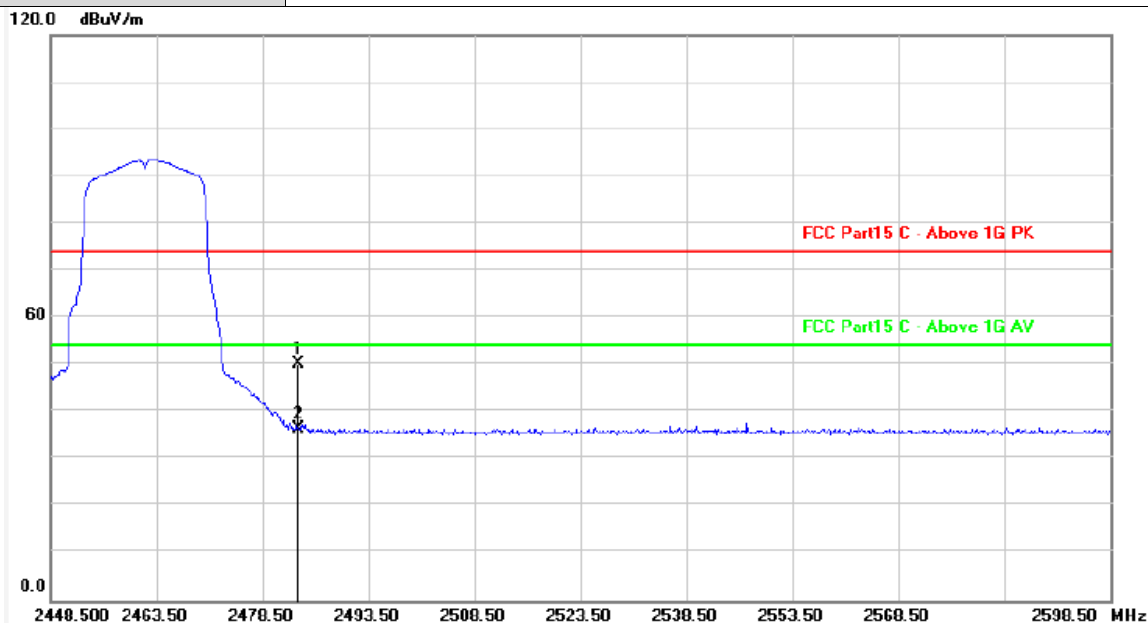
No.	Frequency (MHz)	Factor (dB/m)	Reading (dBuV)	Level (dBuV/m)	Limit (dBuV/m)	Margin (dB)	Detector
1	2390.000	30.84	18.84	49.68	74.00	-24.32	peak
2	2390.000	30.84	4.51	35.35	54.00	-18.65	AVG

Remarks:

- 1.Factor (dB/m) = Antenna Factor (dB/m)+Cable Factor (dB)-Pre-amplifier Factor
- 2.Margin value = Level -Limit value



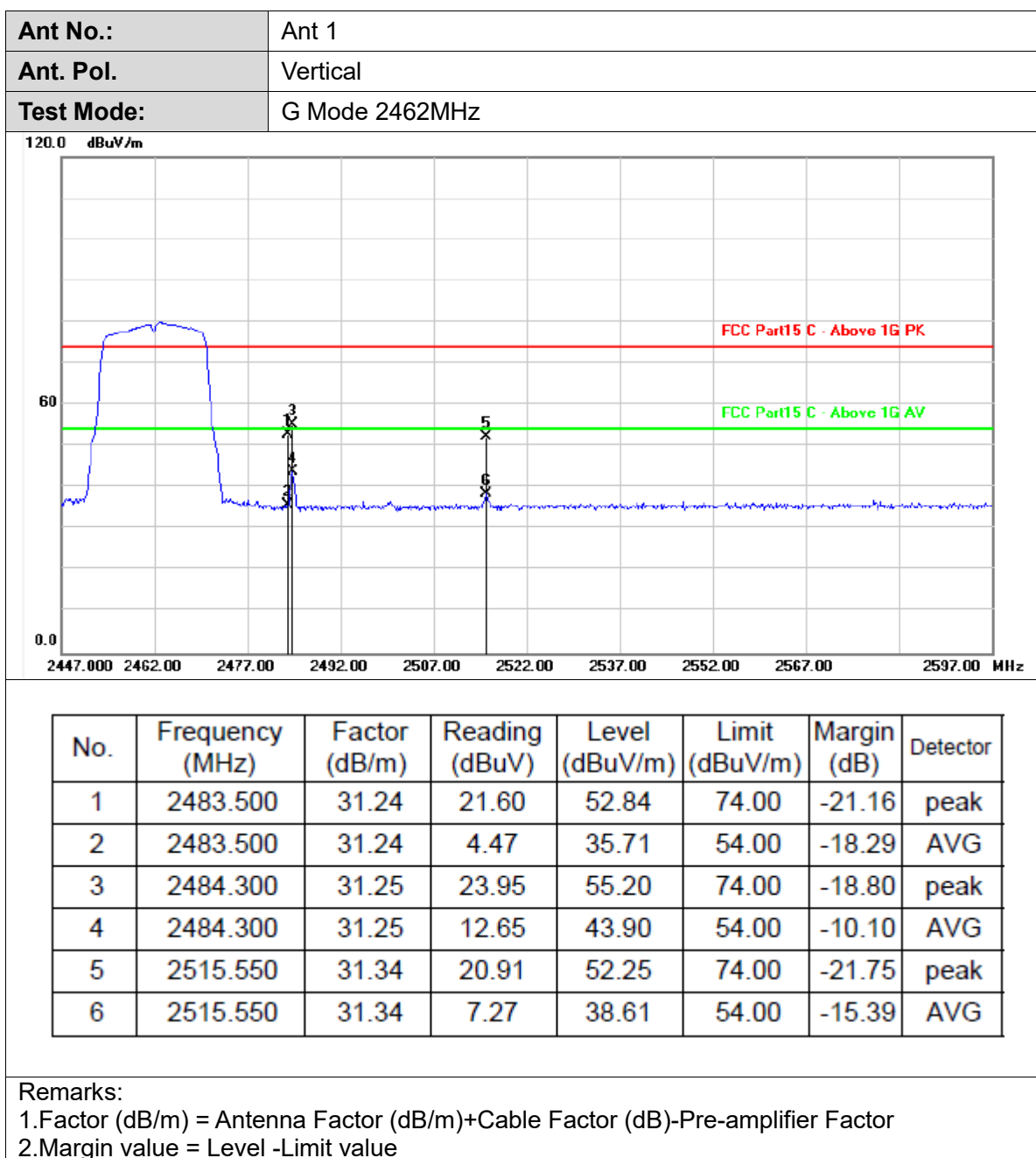
Ant No.:	Ant 1
Ant. Pol.	Horizontal
Test Mode:	G Mode 2462MHz

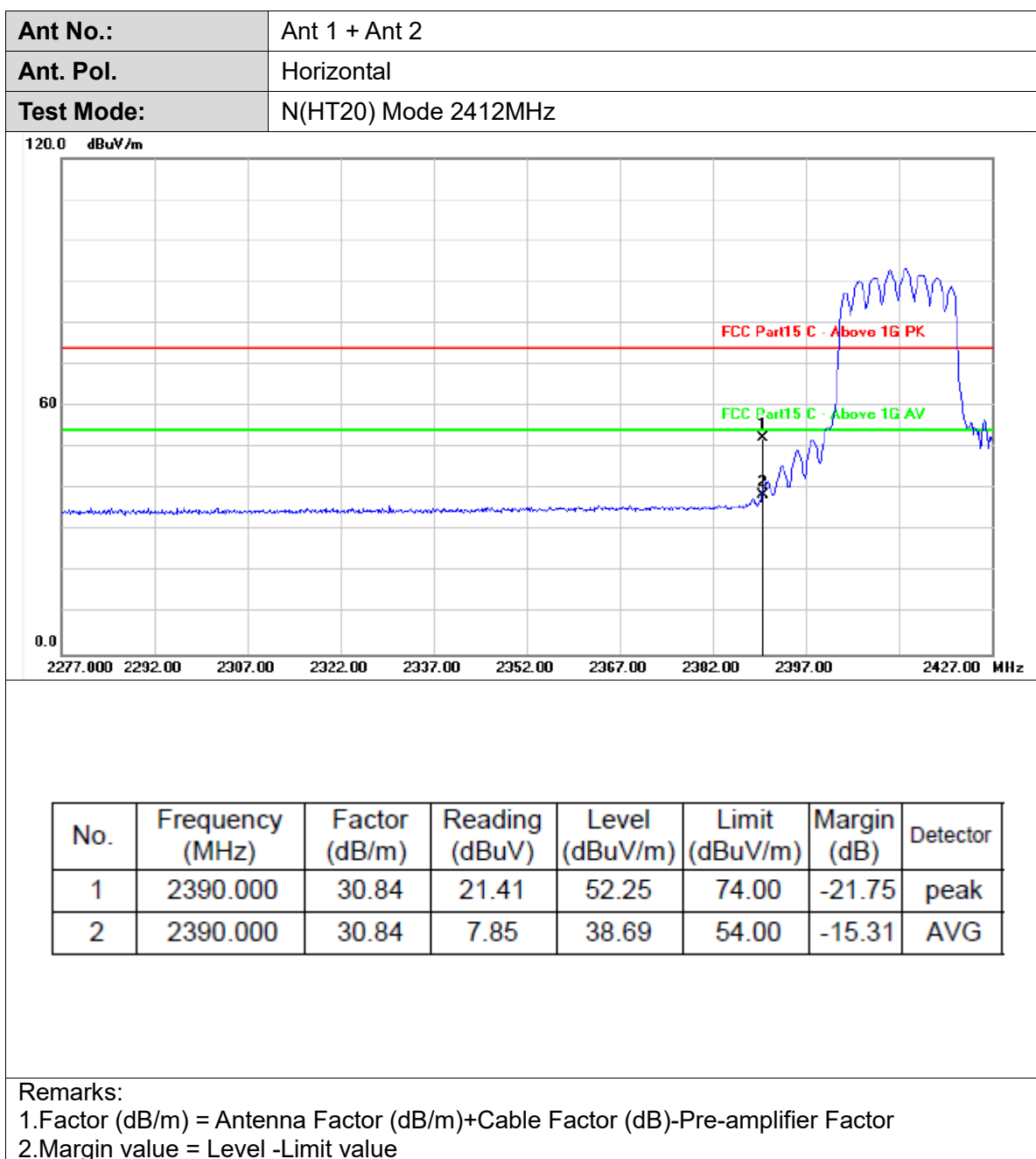


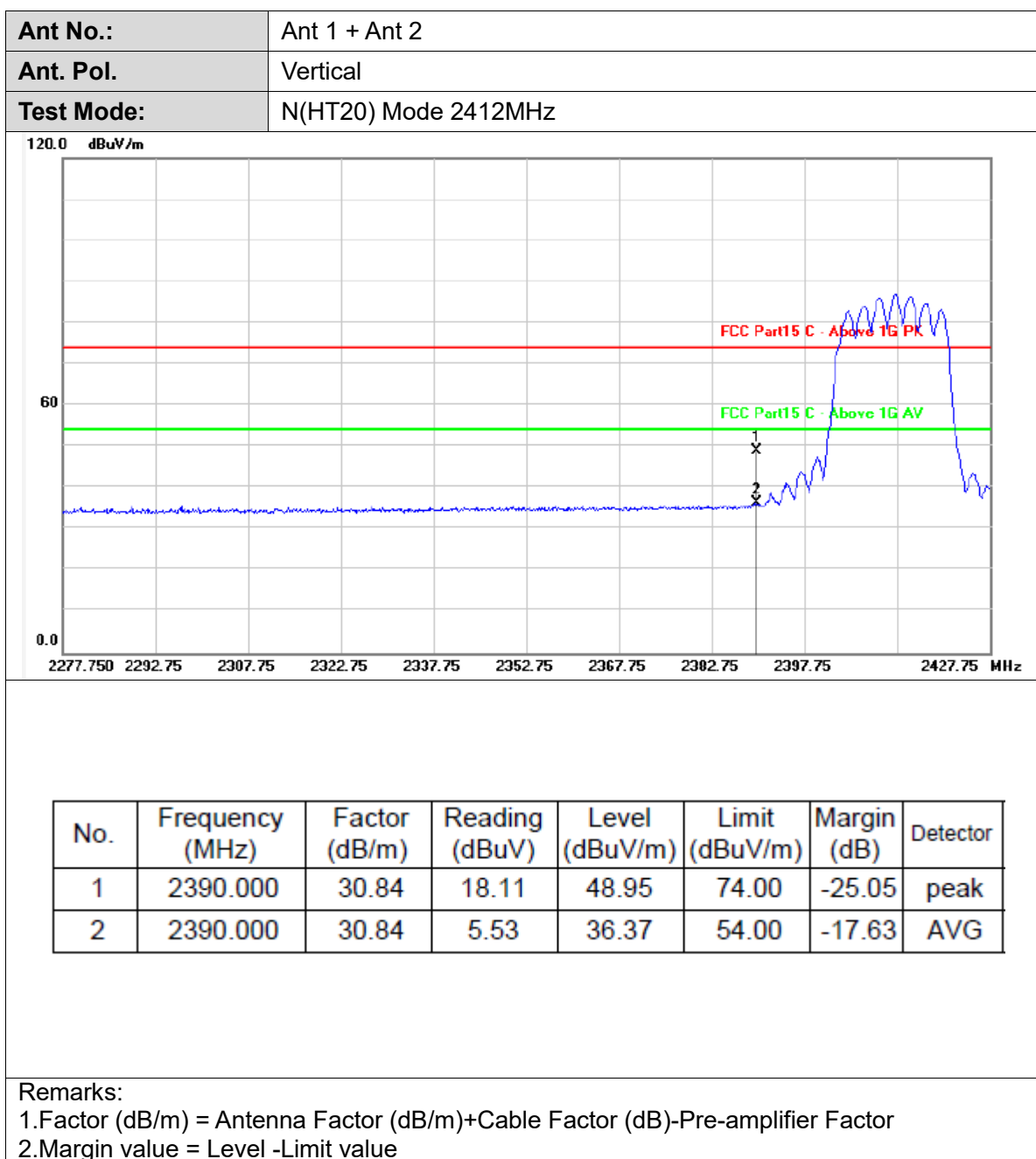
No.	Frequency (MHz)	Factor (dB/m)	Reading (dBuV)	Level (dBuV/m)	Limit (dBuV/m)	Margin (dB)	Detector
1	2483.500	31.24	18.92	50.16	74.00	-23.84	peak
2	2483.500	31.24	5.32	36.56	54.00	-17.44	AVG

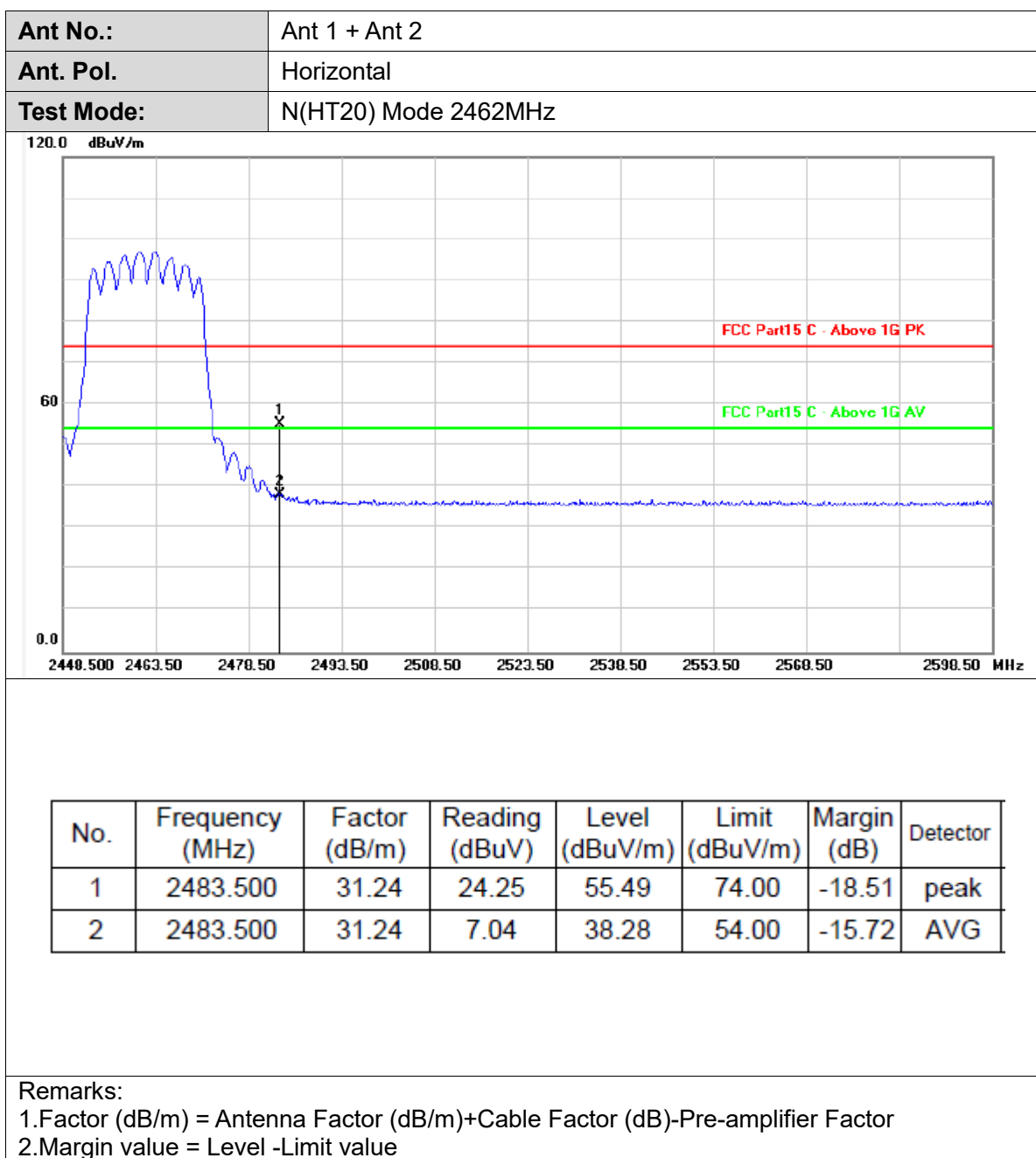
Remarks:

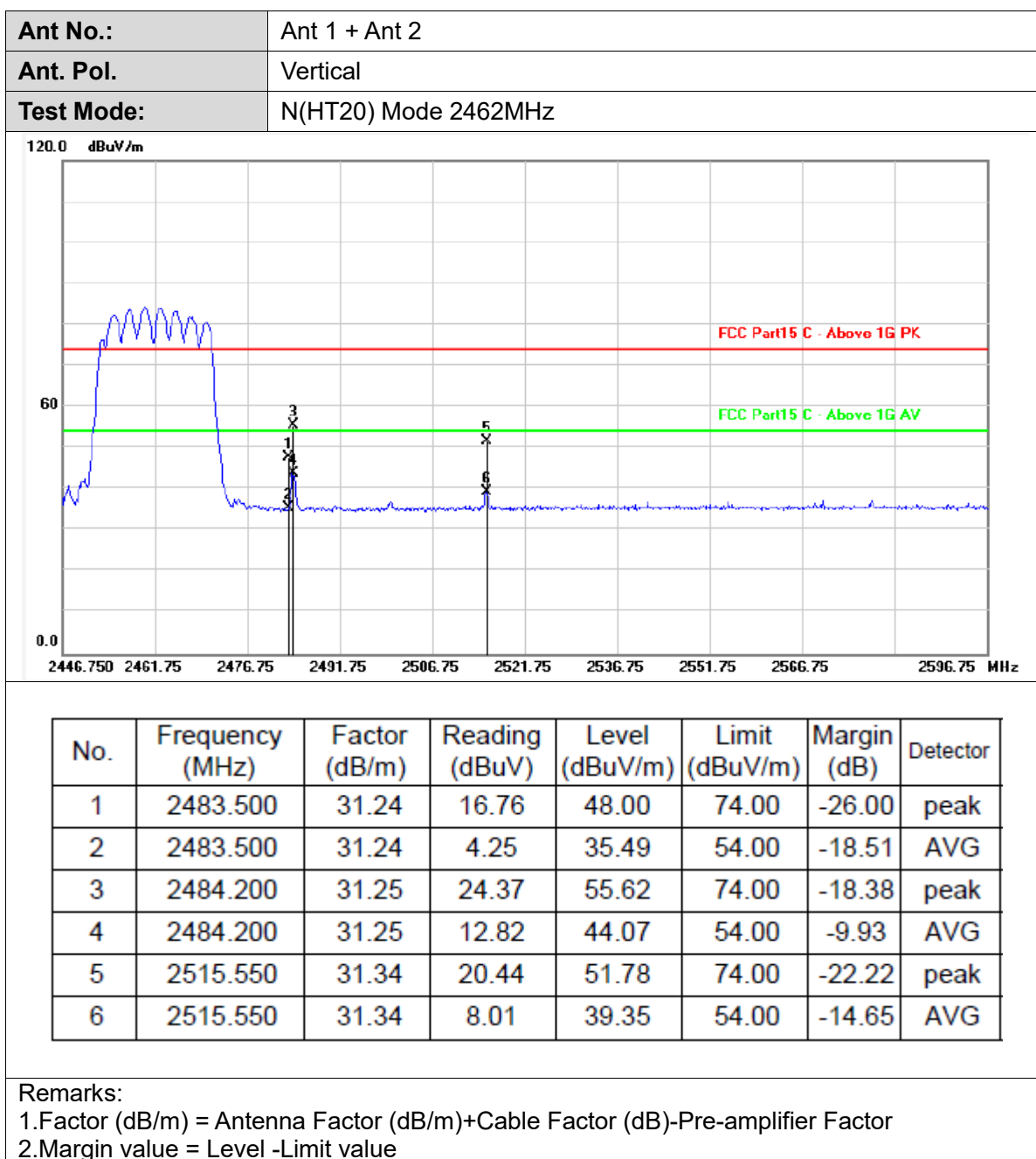
1. Factor (dB/m) = Antenna Factor (dB/m) + Cable Factor (dB) - Pre-amplifier Factor
2. Margin value = Level - Limit value

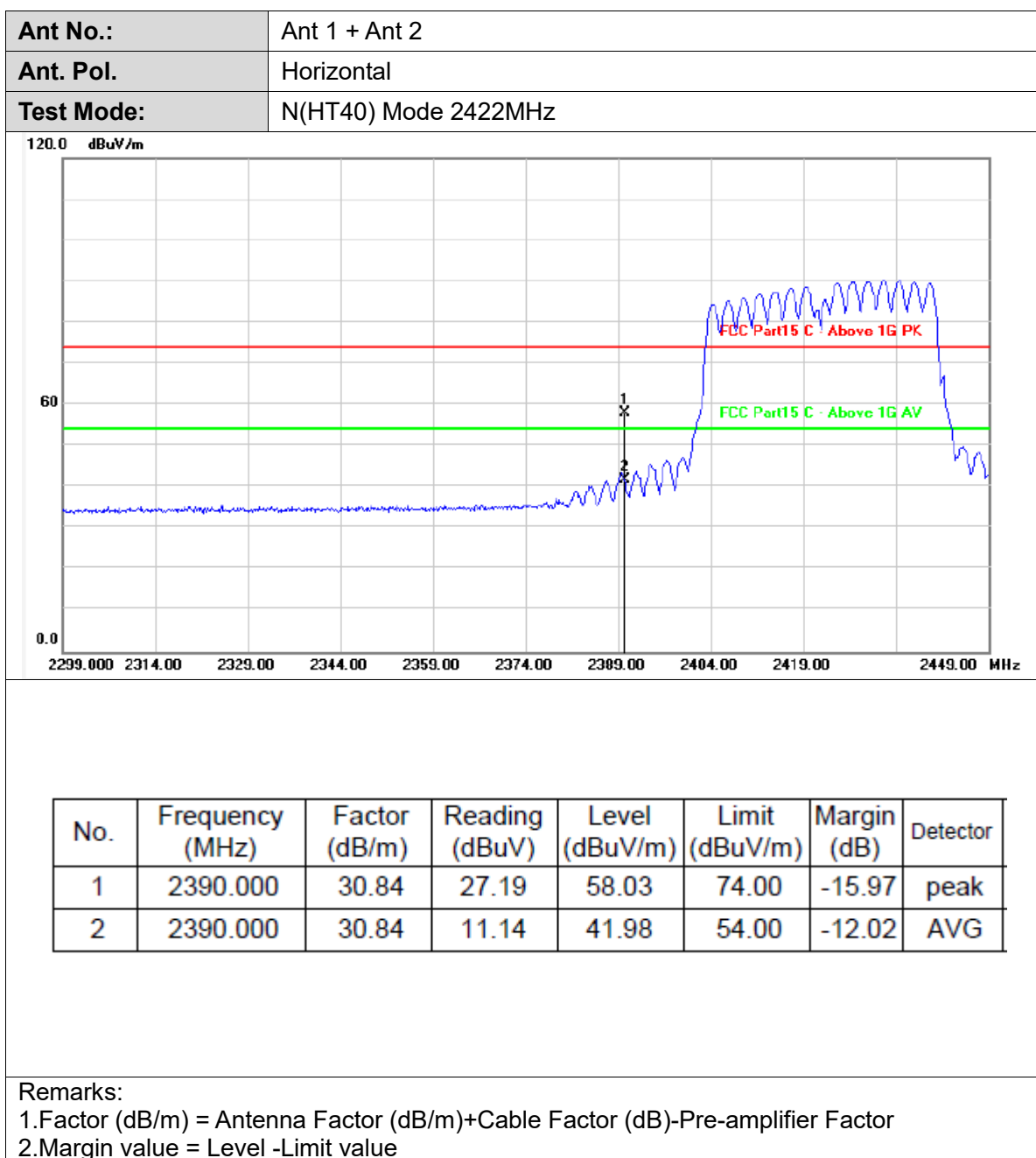


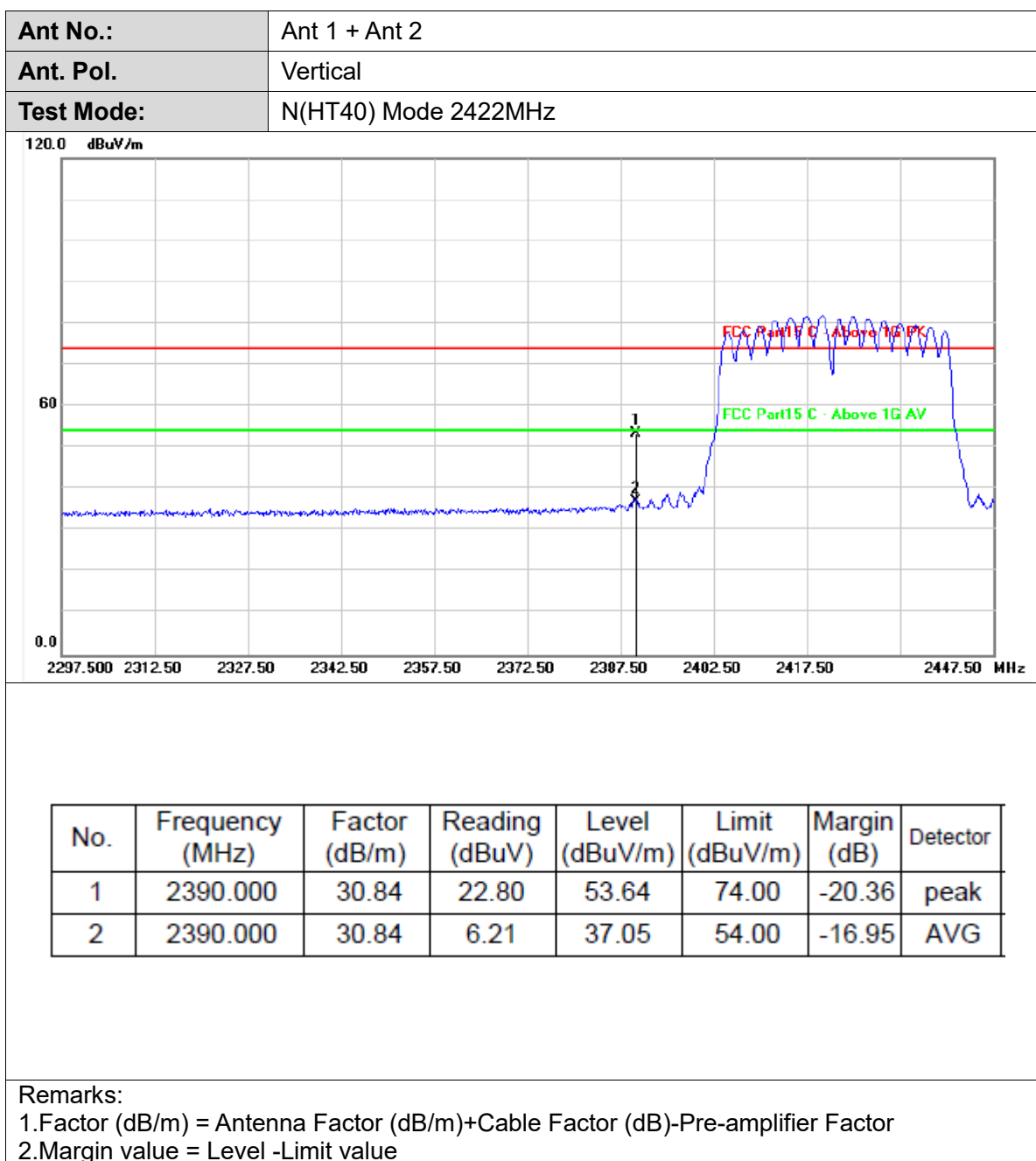






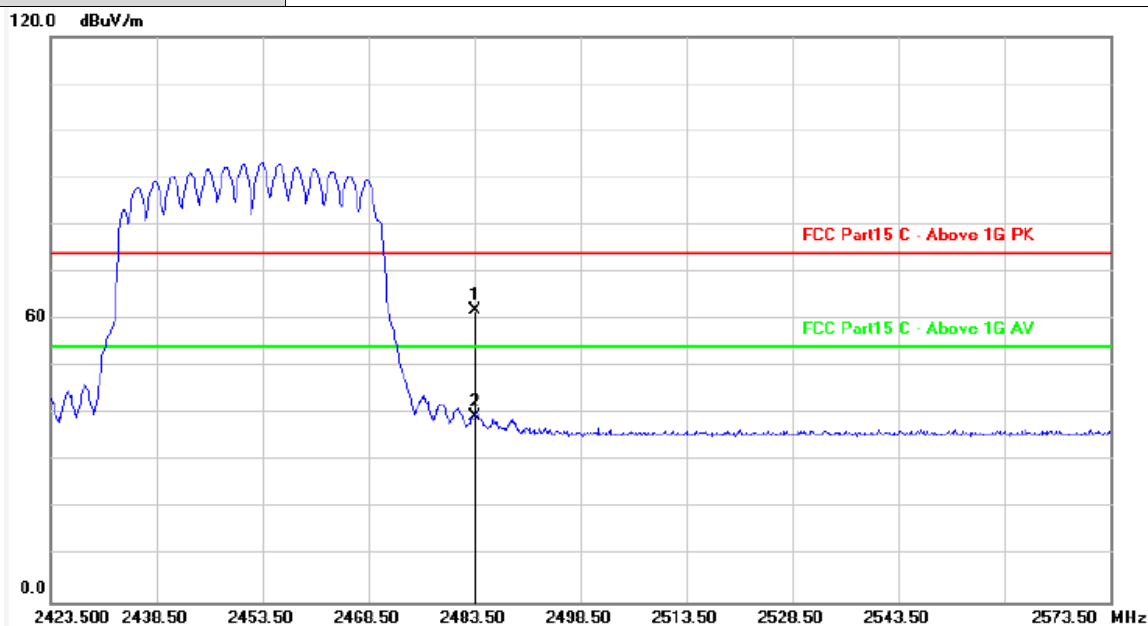








Ant No.:	Ant 1 + Ant 2
Ant. Pol.	Horizontal
Test Mode:	N(HT40) Mode 2452MHz

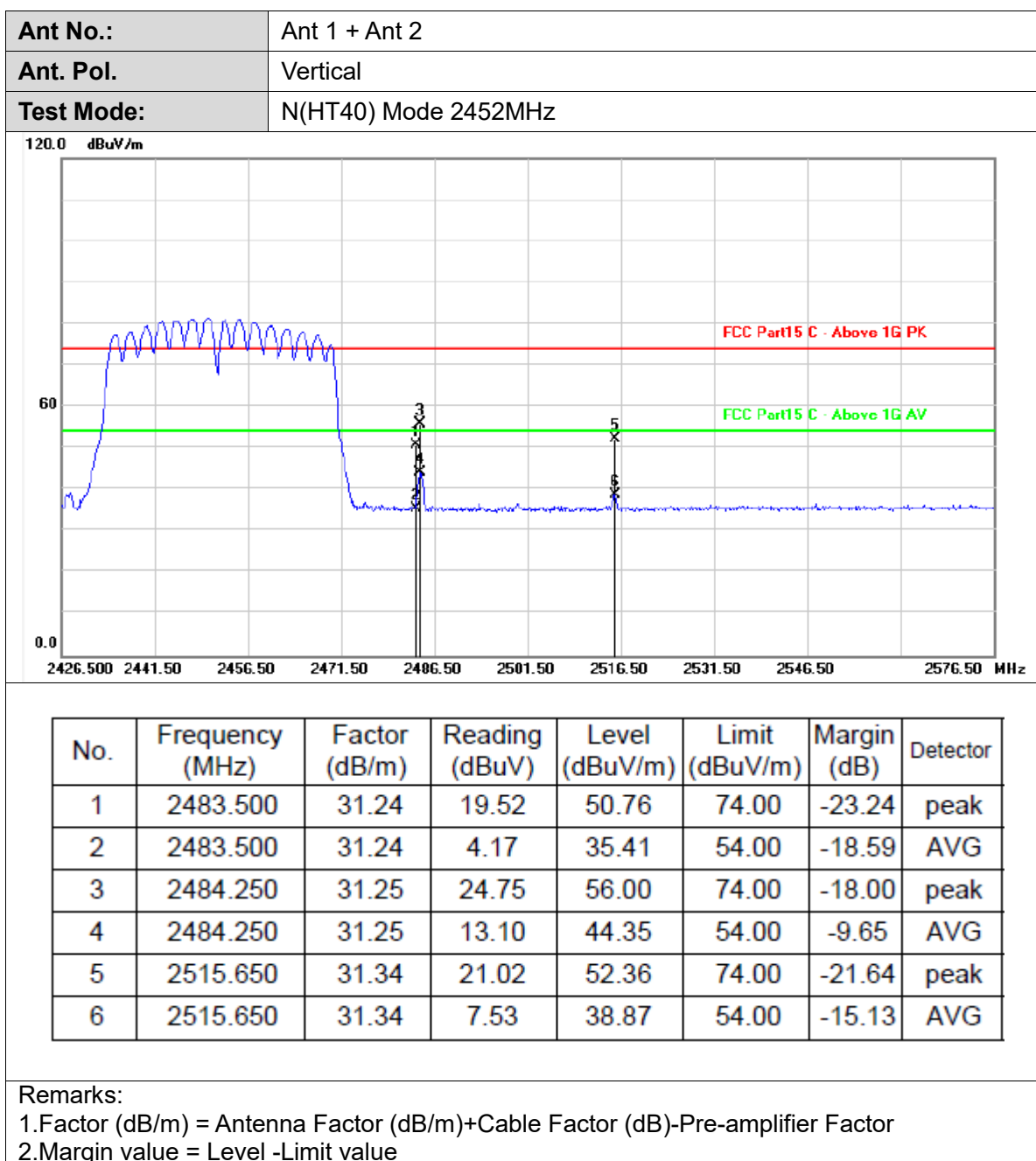


No.	Frequency (MHz)	Factor (dB/m)	Reading (dBuV)	Level (dBuV/m)	Limit (dBuV/m)	Margin (dB)	Detector
1	2483.500	31.24	30.76	62.00	74.00	-12.00	peak
2	2483.500	31.24	8.11	39.35	54.00	-14.65	AVG

Remarks:

1. Factor (dB/m) = Antenna Factor (dB/m) + Cable Factor (dB) - Pre-amplifier Factor

2. Margin value = Level - Limit value

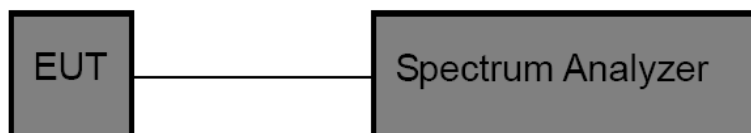


3.4. Band edge and Spurious Emissions (Conducted)

Limit

FCC CFR Title 47 Part 15 Subpart C Section 15.247 (d): In any 100 kHz bandwidth outside the frequency band in which the spread spectrum intentional radiator is operating, the radio frequency power that is produced by the intentional radiator shall be at least 20 dB below that in the 100 kHz bandwidth within the band that contains the highest level of the desired power, based on either an RF conducted or a radiated measurement.

Test Configuration



Test Procedure

1. The transmitter output was connected to the spectrum analyzer through an attenuator, the path loss was compensated to the results for each measurement.
2. Set to the maximum power setting and enable the EUT transmit continuously
3. Use the following spectrum analyzer settings:
RBW = 100 kHz, VBW \geq RBW, scan up through 10th harmonic.
Sweep = auto, Detector function = peak, Trace = max hold
4. Measure and record the results in the test report.

Test Mode

Please refer to the clause 2.4.

Test Results

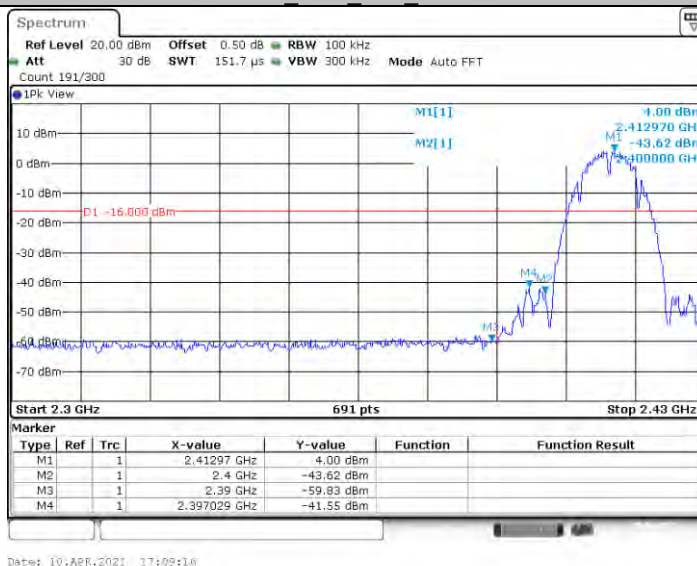


(1) Band edge Conducted Test

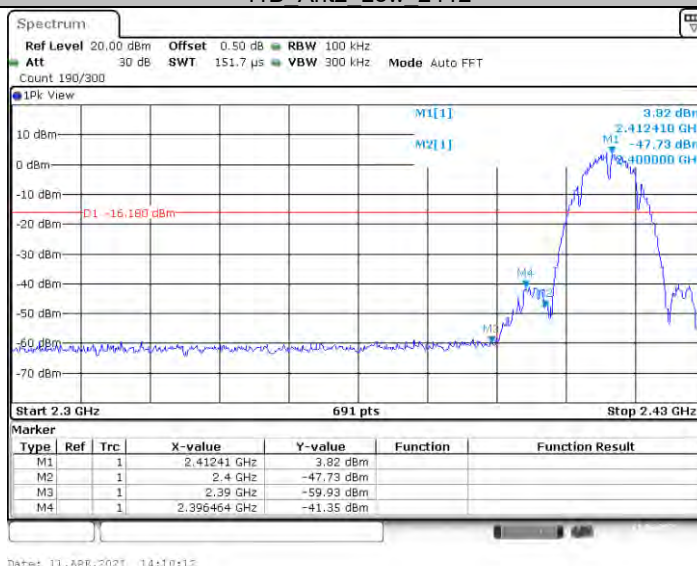
Test Mode	Antenna	ChName	Frequency (MHz)	RefLevel[dBm]	Result[dBm]	Limit[dBm]	Verdict
11B	Ant1	Low	2412	4.00	-41.55	<=-16.00	PASS
	Ant2	Low	2412	3.82	-41.35	<=-16.18	PASS
	Ant1	High	2462	4.49	-56.85	<=-15.51	PASS
	Ant2	High	2462	3.88	-57.43	<=-16.12	PASS
11G	Ant1	Low	2412	-3.21	-39.77	<=-23.21	PASS
	Ant2	Low	2412	-2.06	-37.75	<=-22.06	PASS
	Ant1	High	2462	-1.46	-54.43	<=-21.46	PASS
	Ant2	High	2462	-3.46	-51.16	<=-23.46	PASS
11N20MIMO	Ant1	Low	2412	-5.01	-42.28	<=-25.01	PASS
	Ant2	Low	2412	-1.46	-39.05	<=-21.46	PASS
	Ant1	High	2462	-2.91	-56.50	<=-22.91	PASS
	Ant2	High	2462	-1.20	-52.66	<=-21.20	PASS
11N40MIMO	Ant1	Low	2422	-6.97	-46.62	<=-26.97	PASS
	Ant2	Low	2422	-5.05	-41.63	<=-25.05	PASS
	Ant1	High	2452	-6.79	-49.12	<=-26.79	PASS
	Ant2	High	2452	-5.13	-47.74	<=-25.13	PASS



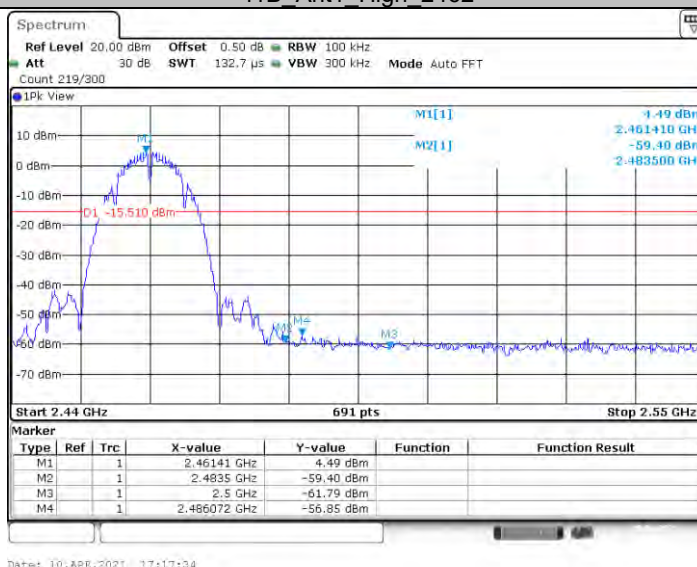
11B Ant1 Low 2412



11B Ant2 Low 2412



11B Ant1 High 2462



CTC Laboratories, Inc.

1-2/F., Building 2, Jiaquan Building, Guanlan High-Tech Park, Shenzhen, Guangdong, China

Tel.: (86)755-27521059

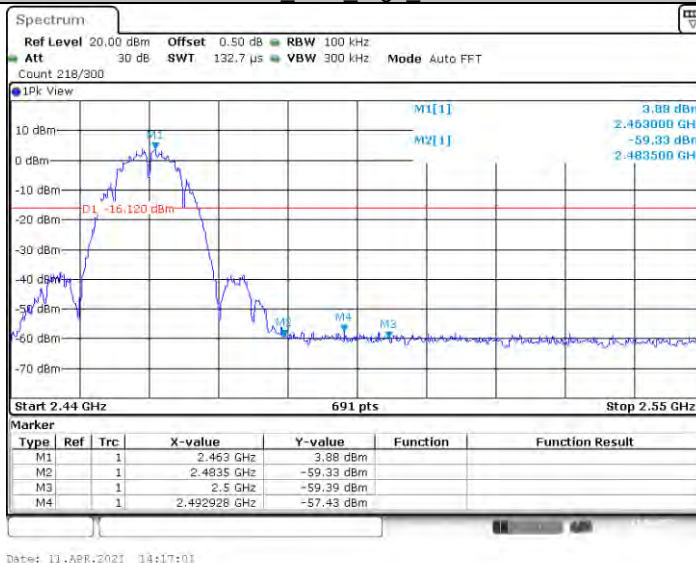
Fax: (86)755-27521011

Http://www.sz-ctc.org.cn

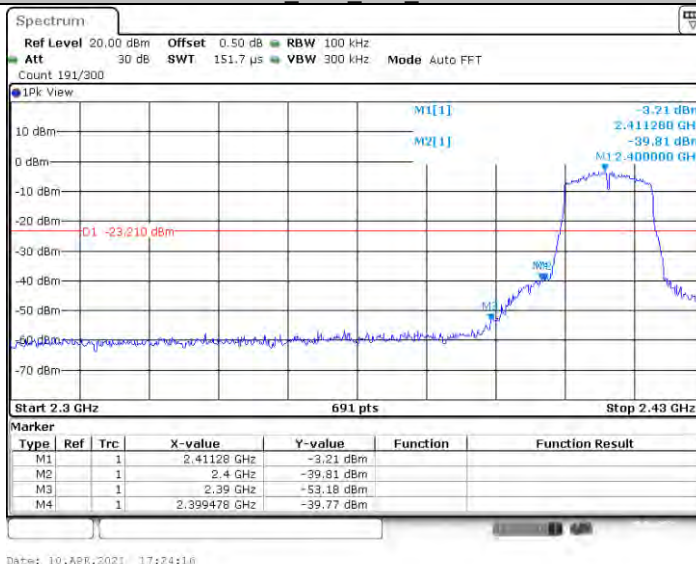
For anti-fake verification, please visit the official website of Certification and Accreditation Administration of the People's Republic of China : yz.cnca.cn



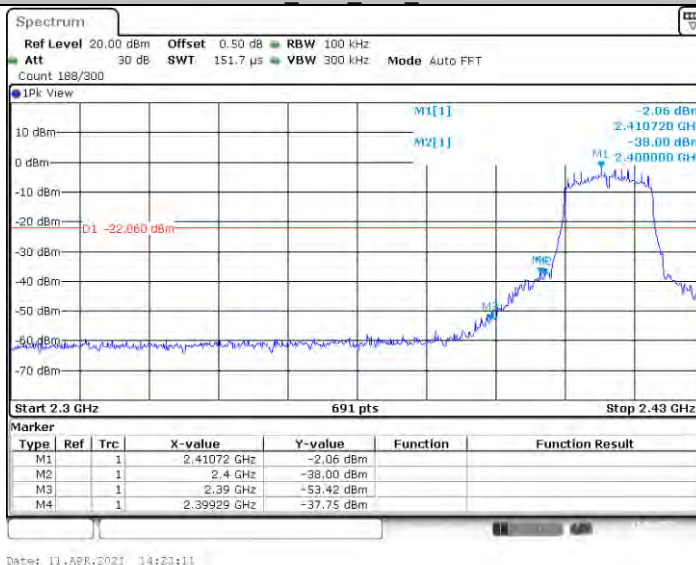
11B Ant2 High 2462



11G Ant1 Low 2412



11G Ant2 Low 2412



CTC Laboratories, Inc.

1-2/F., Building 2, Jiaquan Building, Guanlan High-Tech Park, Shenzhen, Guangdong, China

Tel.: (86)755-27521059

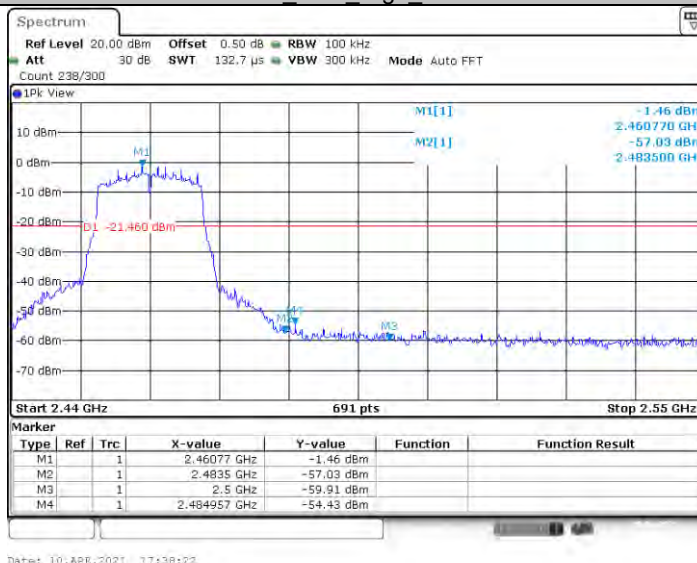
Fax: (86)755-27521011

Http://www.sz-ctc.org.cn

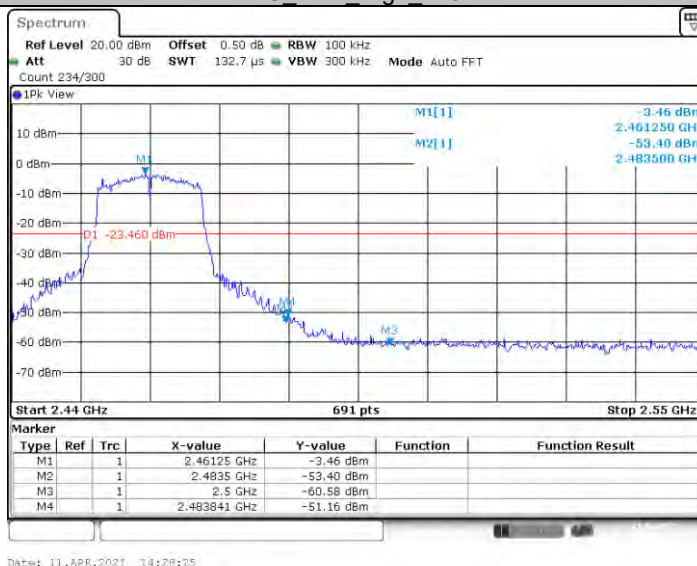
For anti-fake verification, please visit the official website of Certification and Accreditation Administration of the People's Republic of China : yz.cnca.cn



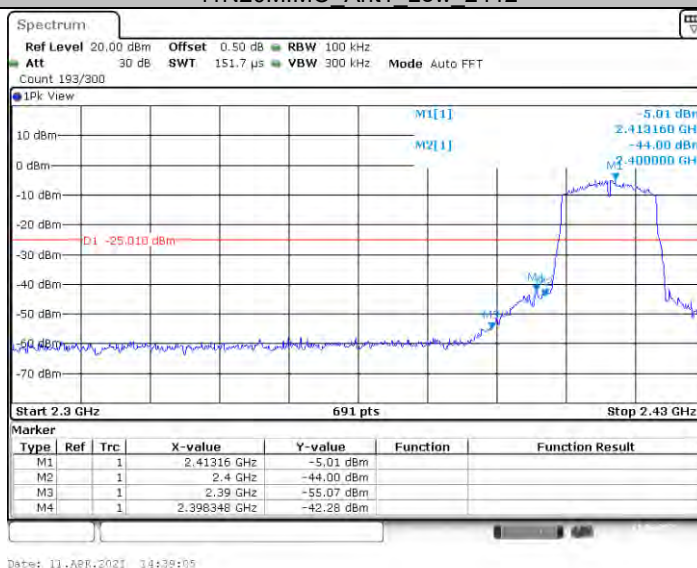
11G Ant1 High 2462



11G Ant2 High 2462



11N20MIMO Ant1 Low 2412



CTC Laboratories, Inc.

1-2/F., Building 2, Jiaquan Building, Guanlan High-Tech Park, Shenzhen, Guangdong, China

Tel.: (86)755-27521059

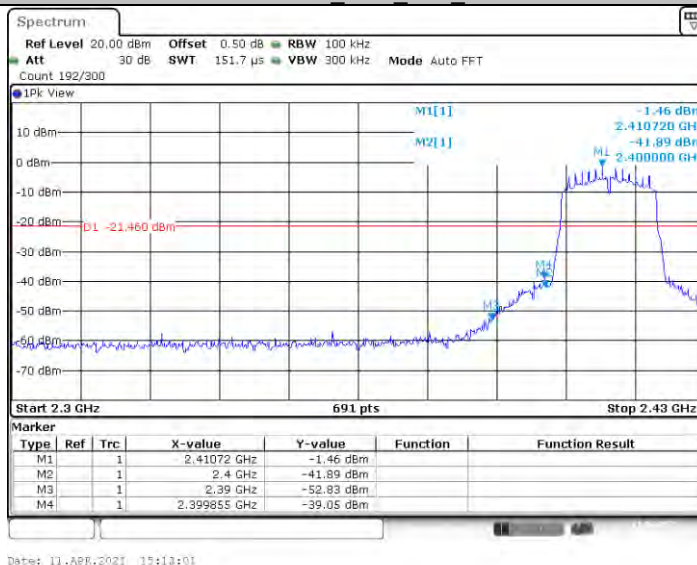
Fax: (86)755-27521011

Http://www.sz-ctc.org.cn

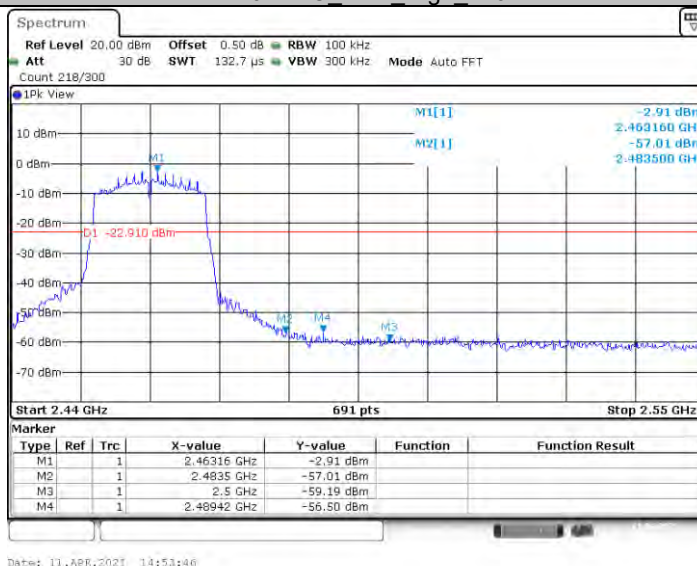
For anti-fake verification, please visit the official website of Certification and Accreditation Administration of the People's Republic of China : yz.cnca.cn



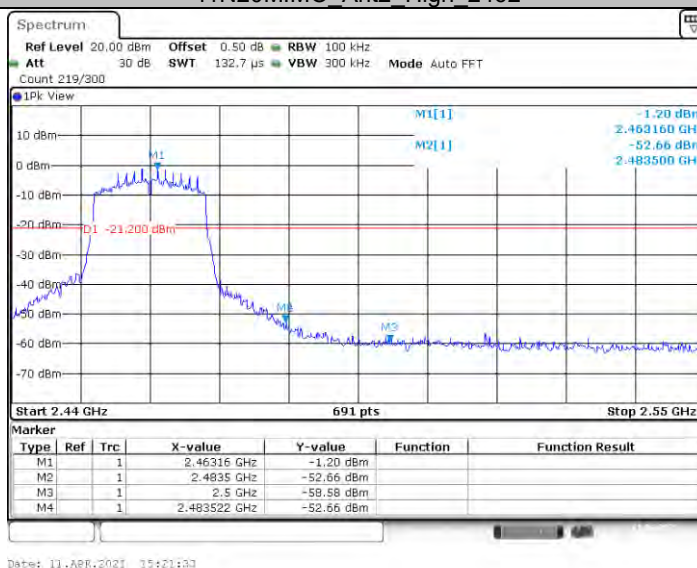
11N20MIMO_Ant2_Low_2412



11N20MIMO_Ant1_High_2462



11N20MIMO_Ant2_High_2462



CTC Laboratories, Inc.

1-2/F., Building 2, Jiaquan Building, Guanlan High-Tech Park, Shenzhen, Guangdong, China

Tel.: (86)755-27521059

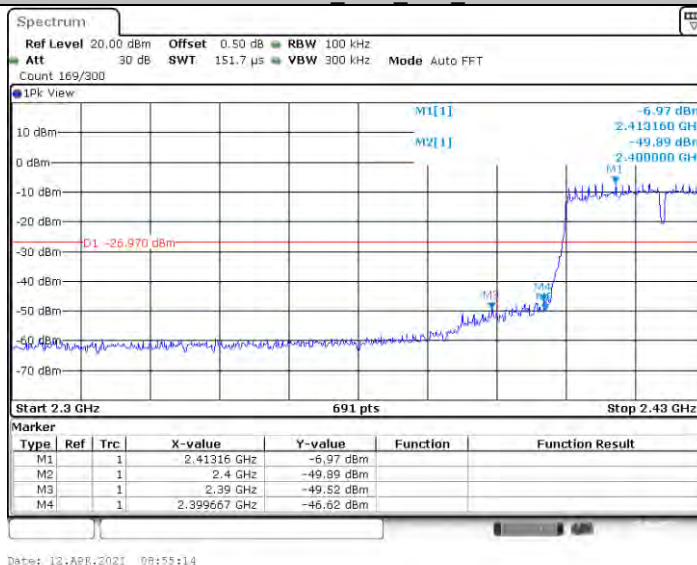
Fax: (86)755-27521011

Http://www.sz-ctc.org.cn

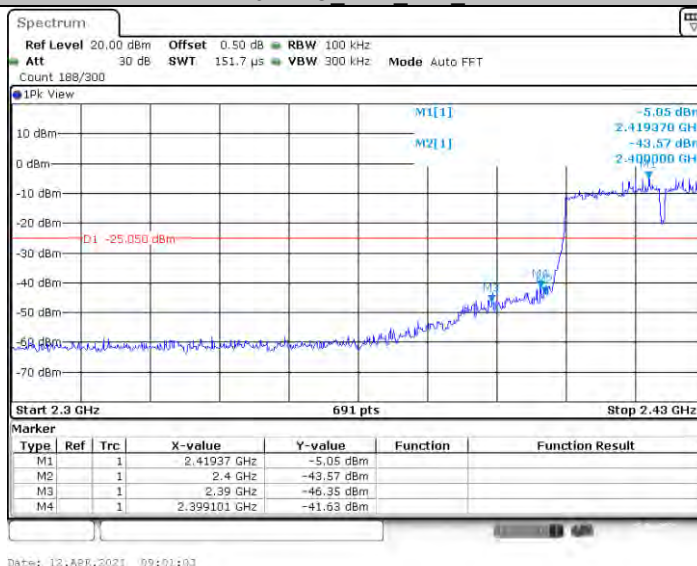
For anti-fake verification, please visit the official website of Certification and Accreditation Administration of the People's Republic of China : yz.cnca.cn



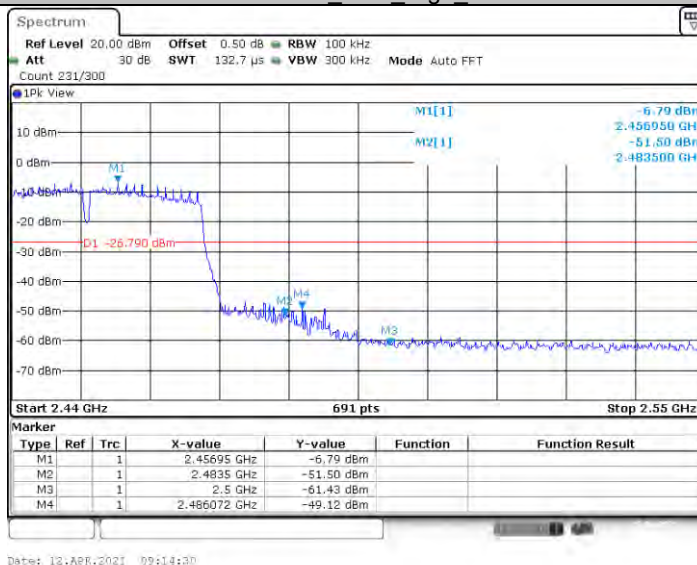
11N40MIMO_Ant1_Low_2422



11N40MIMO_Ant2_Low_2422



11N40MIMO_Ant1_High_2452



CTC Laboratories, Inc.

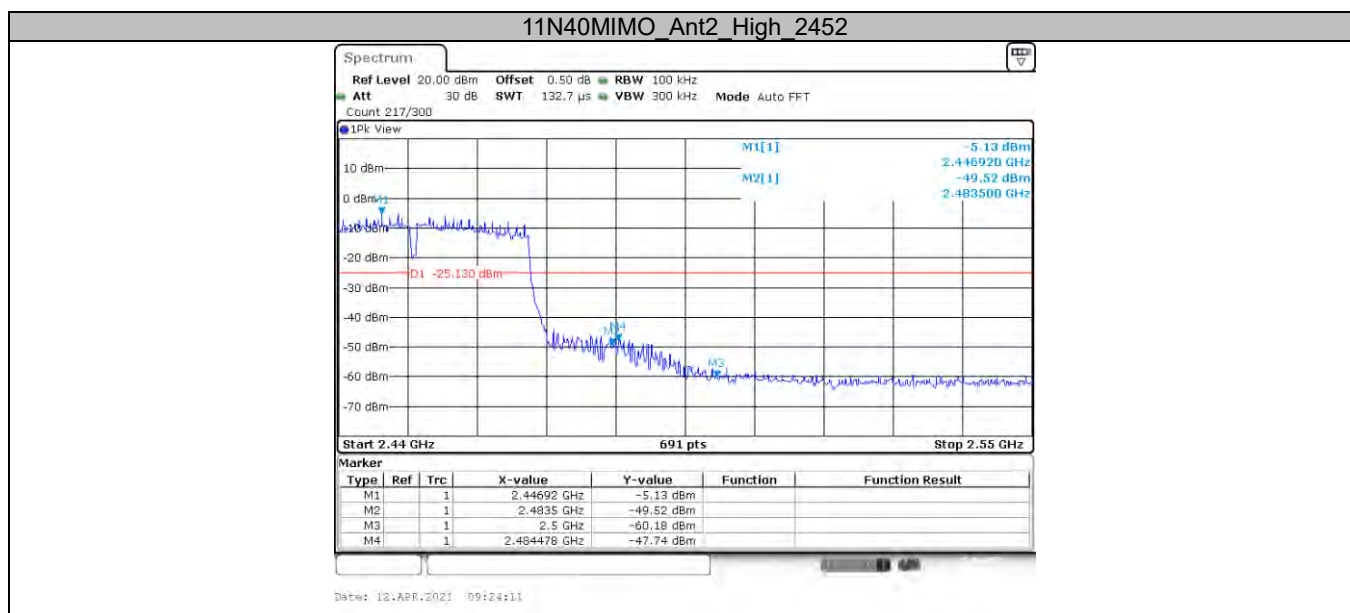
1-2/F., Building 2, Jiaquan Building, Guanlan High-Tech Park, Shenzhen, Guangdong, China

Tel.: (86)755-27521059

Fax: (86)755-27521011

Http://www.sz-ctc.org.cn

For anti-fake verification, please visit the official website of Certification and Accreditation Administration of the People's Republic of China : yz.cnca.cn





(2) Conducted Spurious Emissions Test

Test Mode	Antenna	Frequency [MHz]	Freq Range [Mhz]	Ref Level [dBm]	Result [dBm]	Limit [dBm]	Verdict
11B	Ant1	2412	Reference	4.66	4.66	---	PASS
			30~1000	30~1000	-70.33	<=-15.34	PASS
			1000~26500	1000~26500	-41.95	<=-15.34	PASS
	Ant2	2412	Reference	3.60	3.60	---	PASS
			30~1000	30~1000	-71.13	<=-16.40	PASS
			1000~26500	1000~26500	-41.00	<=-16.40	PASS
	Ant1	2437	Reference	4.41	4.41	---	PASS
			30~1000	30~1000	-70.76	<=-15.59	PASS
			1000~26500	1000~26500	-47.16	<=-15.59	PASS
	Ant2	2437	Reference	3.97	3.97	---	PASS
			30~1000	30~1000	-71.37	<=-16.03	PASS
			1000~26500	1000~26500	-46.51	<=-16.03	PASS
	Ant1	2462	Reference	4.36	4.36	---	PASS
			30~1000	30~1000	-70.38	<=-15.64	PASS
			1000~26500	1000~26500	-46.63	<=-15.64	PASS
11G	Ant1	2412	Reference	-0.18	-0.18	---	PASS
			30~1000	30~1000	-69.92	<=-20.18	PASS
			1000~26500	1000~26500	-38.57	<=-20.18	PASS
	Ant2	2412	Reference	-1.50	-1.50	---	PASS
			30~1000	30~1000	-71.03	<=-21.50	PASS
			1000~26500	1000~26500	-36.50	<=-21.50	PASS
	Ant1	2437	Reference	-0.49	-0.49	---	PASS
			30~1000	30~1000	-71.68	<=-20.49	PASS
			1000~26500	1000~26500	-46.92	<=-20.49	PASS
	Ant2	2437	Reference	-0.73	-0.73	---	PASS
			30~1000	30~1000	-70.69	<=-20.73	PASS
			1000~26500	1000~26500	-47.46	<=-20.73	PASS
	Ant1	2462	Reference	-0.81	-0.81	---	PASS
			30~1000	30~1000	-70.68	<=-20.81	PASS
			1000~26500	1000~26500	-46.63	<=-20.81	PASS
11N20MIMO	Ant1	2412	Reference	-2.30	-2.30	---	PASS
			30~1000	30~1000	-71.43	<=-22.30	PASS
			1000~26500	1000~26500	-40.25	<=-22.30	PASS
	Ant2	2412	Reference	-1.59	-1.59	---	PASS
			30~1000	30~1000	-71.25	<=-21.59	PASS
			1000~26500	1000~26500	-40.15	<=-21.59	PASS
	Ant1	2437	Reference	-1.95	-1.95	---	PASS
			30~1000	30~1000	-71.27	<=-21.95	PASS
			1000~26500	1000~26500	-46.10	<=-21.95	PASS
	Ant2	2437	Reference	-3.90	-3.90	---	PASS
			30~1000	30~1000	-70.52	<=-23.90	PASS
			1000~26500	1000~26500	-46.92	<=-23.90	PASS
	Ant1	2462	Reference	-2.52	-2.52	---	PASS
			30~1000	30~1000	-70.76	<=-22.52	PASS
			1000~26500	1000~26500	-46.51	<=-22.52	PASS
	Ant2	2462	Reference	-1.89	-1.89	---	PASS
			30~1000	30~1000	-70.03	<=-21.89	PASS

CTC Laboratories, Inc.

1-2/F., Building 2, Jiaquan Building, Guanlan High-Tech Park, Shenzhen, Guangdong, China

Tel.: (86)755-27521059

Fax: (86)755-27521011

Http://www.sz-ctc.org.cn

中国国家认证认可监督管理委员会
Certification and Accreditation Administration of the People's Republic of ChinaFor anti-fake verification, please visit the official website of Certification and Accreditation Administration of the People's Republic of China : yz.cnca.cn



			1000~26500	1000~26500	-46.79	<=-21.89	PASS
11N40MIMO	Ant1	2422	Reference	-5.08	-5.08	---	PASS
			30~1000	30~1000	-71.38	<=-25.08	PASS
			1000~26500	1000~26500	-43.51	<=-25.08	PASS
	Ant2	2422	Reference	-5.29	-5.29	---	PASS
			30~1000	30~1000	-71.21	<=-25.29	PASS
			1000~26500	1000~26500	-41.23	<=-25.29	PASS
	Ant1	2437	Reference	-5.76	-5.760	---	PASS
			30~1000	30~1000	-71.10	<=-25.76	PASS
			1000~26500	1000~26500	-46.80	<=-25.76	PASS
	Ant2	2437	Reference	-5.78	-5.78	---	PASS
			30~1000	30~1000	-71.58	<=-25.78	PASS
			1000~26500	1000~26500	-46.65	<=-25.78	PASS
	Ant1	2452	Reference	-5.08	-5.08	---	PASS
			30~1000	30~1000	-70.84	<=-25.08	PASS
			1000~26500	1000~26500	-45.87	<=-25.08	PASS
	Ant2	2452	Reference	-5.26	-5.26	---	PASS
			30~1000	30~1000	-71.01	<=-25.26	PASS
			1000~26500	1000~26500	-46.54	<=-25.26	PASS



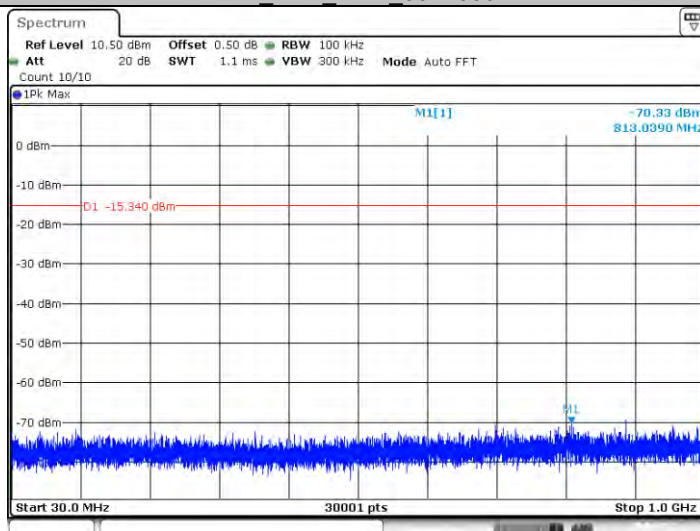


11B_Ant1_2412_0~Reference



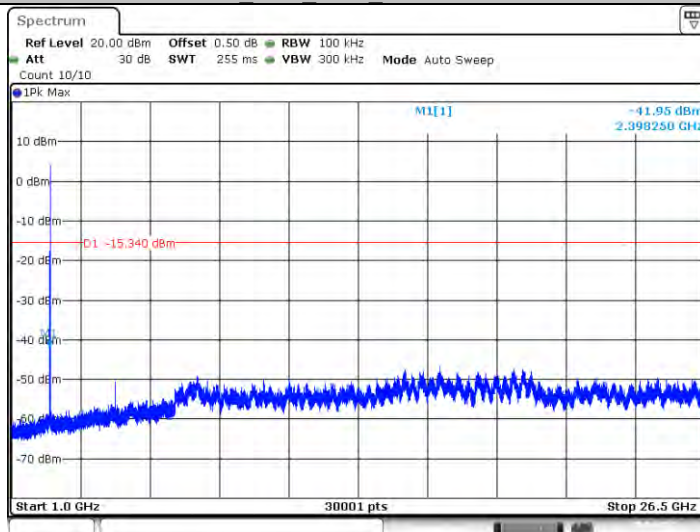
Date: 10.APR.2021 17:10:16

11B_Ant1_2412_30~1000



Date: 10.APR.2021 17:10:27

11B_Ant1_2412_1000~26500



Date: 10.APR.2021 17:10:55

CTC Laboratories, Inc.

1-2/F., Building 2, Jiaquan Building, Guanlan High-Tech Park, Shenzhen, Guangdong, China

Tel.: (86)755-27521059

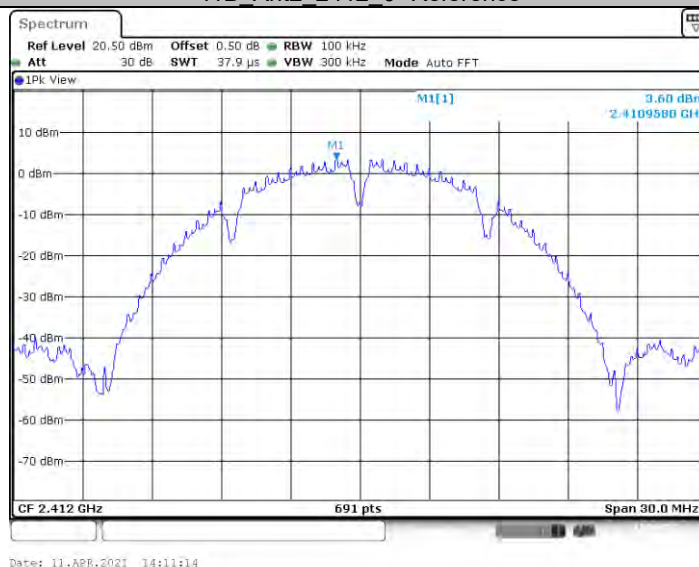
Fax: (86)755-27521011

Http://www.sz-ctc.org.cn

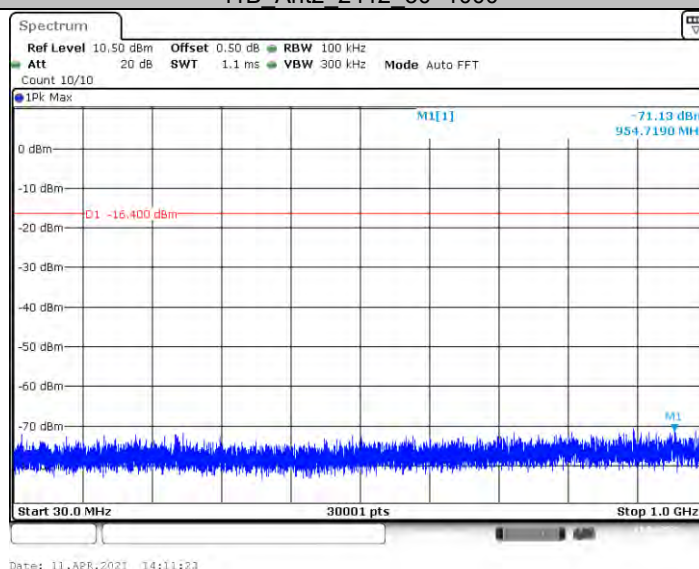
For anti-fake verification, please visit the official website of Certification and Accreditation Administration of the People's Republic of China : yz.cnca.cn



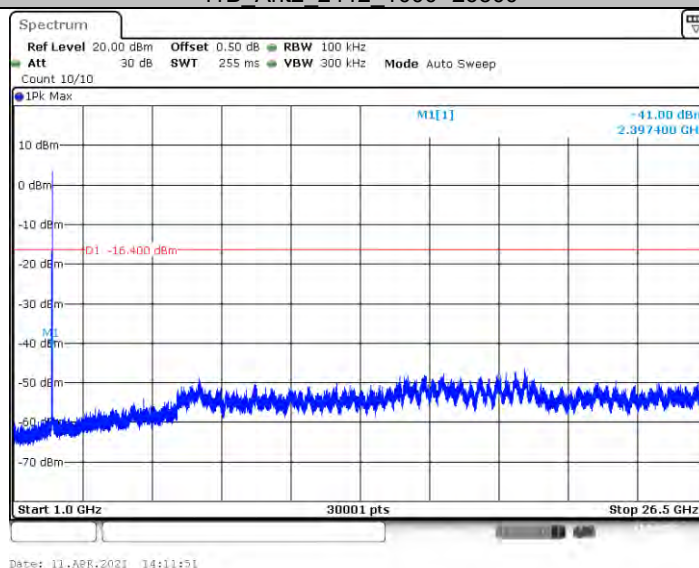
11B_Ant2_2412_0~Reference



11B_Ant2_2412_30~1000



11B_Ant2_2412_1000~26500



CTC Laboratories, Inc.

1-2/F., Building 2, Jiaquan Building, Guanlan High-Tech Park, Shenzhen, Guangdong, China

Tel.: (86)755-27521059

Fax: (86)755-27521011

Http://www.sz-ctc.org.cn



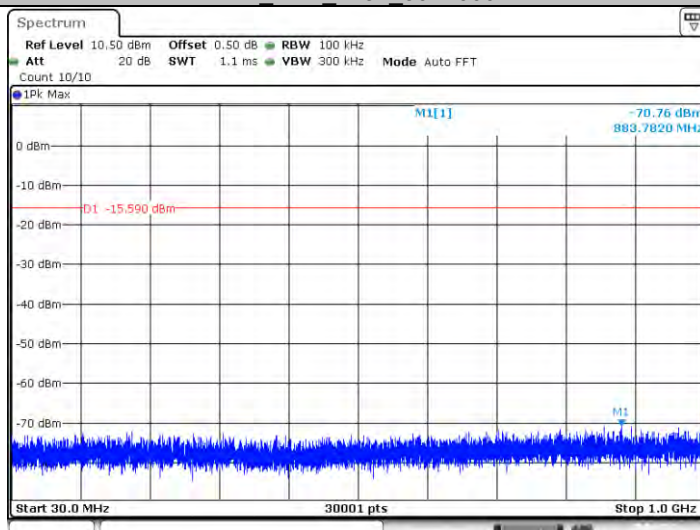
For anti-fake verification, please visit the official website of Certification and Accreditation Administration of the People's Republic of China : yz.cnca.cn



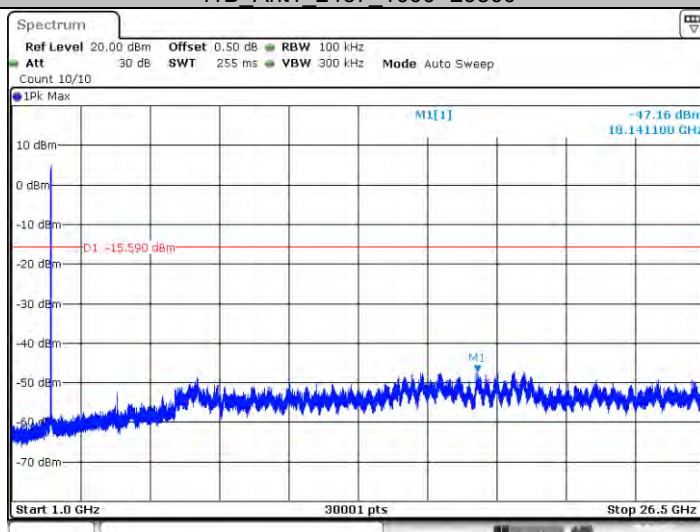
11B_Ant1_2437_0~Reference



11B_Ant1_2437_30~1000



11B_Ant1_2437_1000~26500



CTC Laboratories, Inc.

1-2/F., Building 2, Jiaquan Building, Guanlan High-Tech Park, Shenzhen, Guangdong, China

Tel.: (86)755-27521059

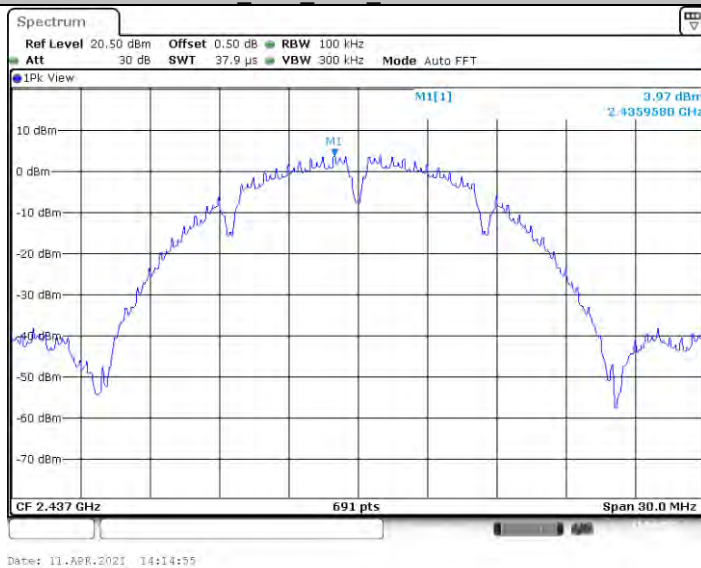
Fax: (86)755-27521011

Http://www.sz-ctc.org.cn

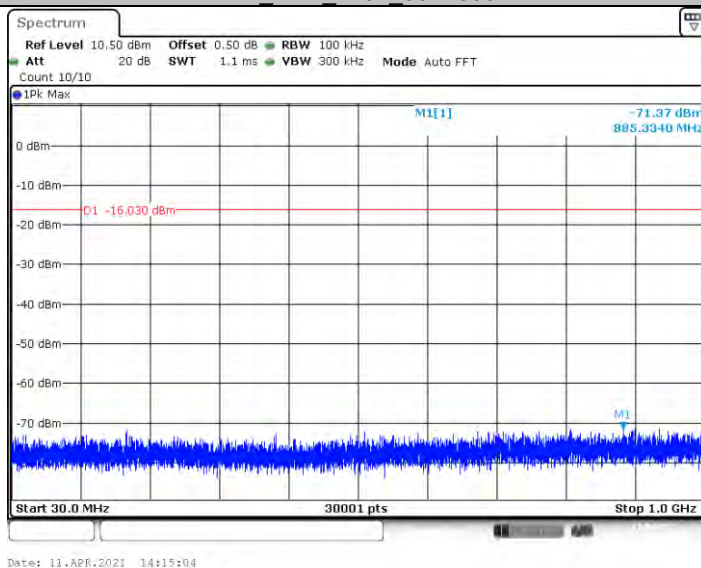
For anti-fake verification, please visit the official website of Certification and Accreditation Administration of the People's Republic of China : yz.cnca.cn



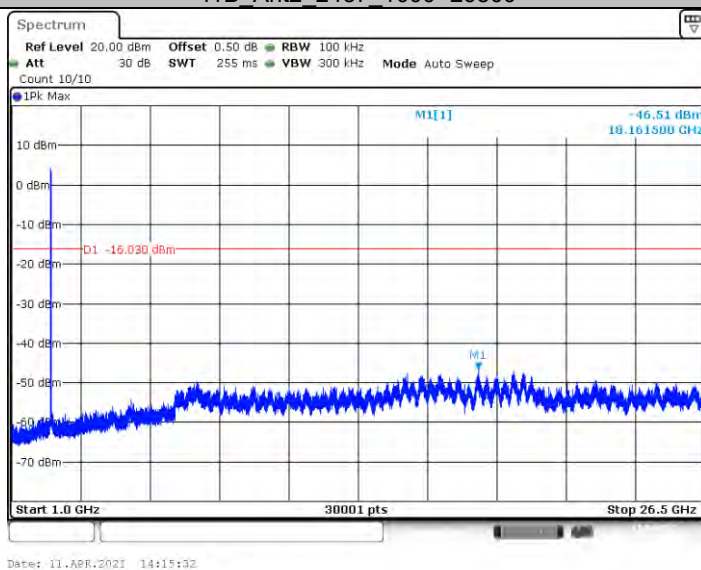
11B_Ant2_2437_0~Reference



11B_Ant2_2437_30~1000



11B_Ant2_2437_1000~26500



CTC Laboratories, Inc.

1-2/F., Building 2, Jiaquan Building, Guanlan High-Tech Park, Shenzhen, Guangdong, China

Tel.: (86)755-27521059

Fax: (86)755-27521011

Http://www.sz-ctc.org.cn

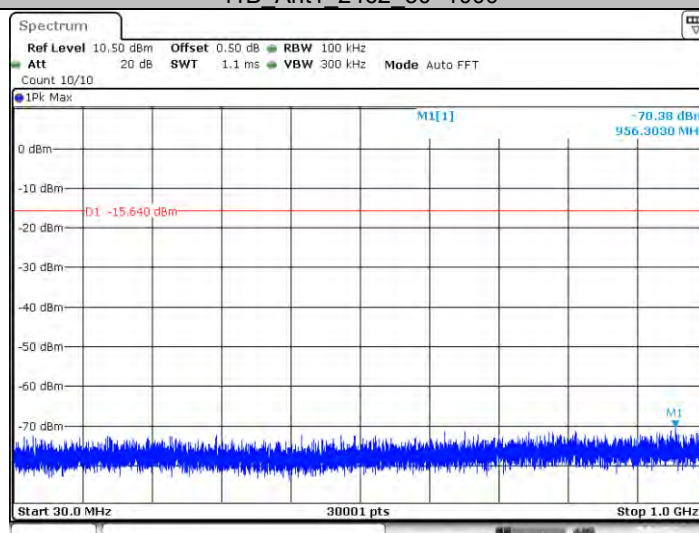
For anti-fake verification, please visit the official website of Certification and Accreditation Administration of the People's Republic of China : yz.cnca.cn



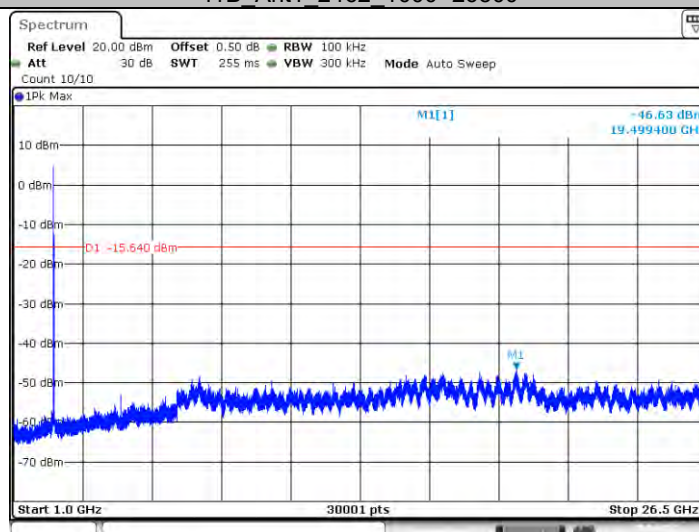
11B_Ant1_2462_0~Reference



11B_Ant1_2462_30~1000



11B_Ant1_2462_1000~26500



CTC Laboratories, Inc.

1-2/F., Building 2, Jiaquan Building, Guanlan High-Tech Park, Shenzhen, Guangdong, China

Tel.: (86)755-27521059

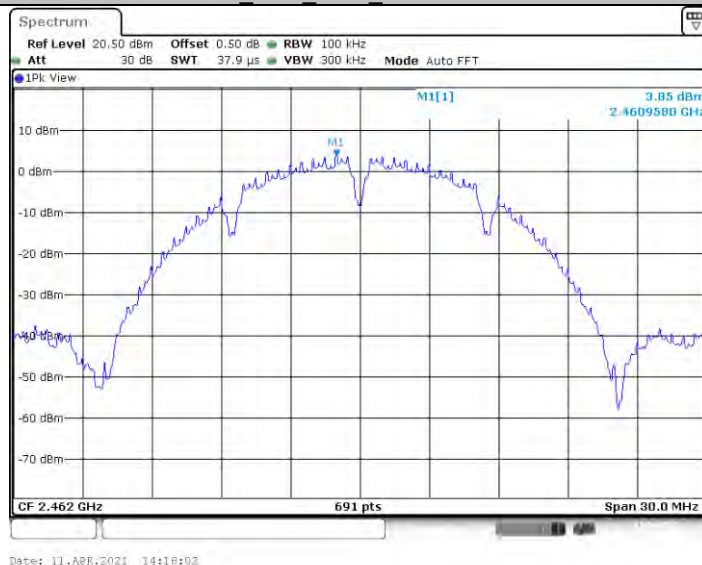
Fax: (86)755-27521011

Http://www.sz-ctc.org.cn

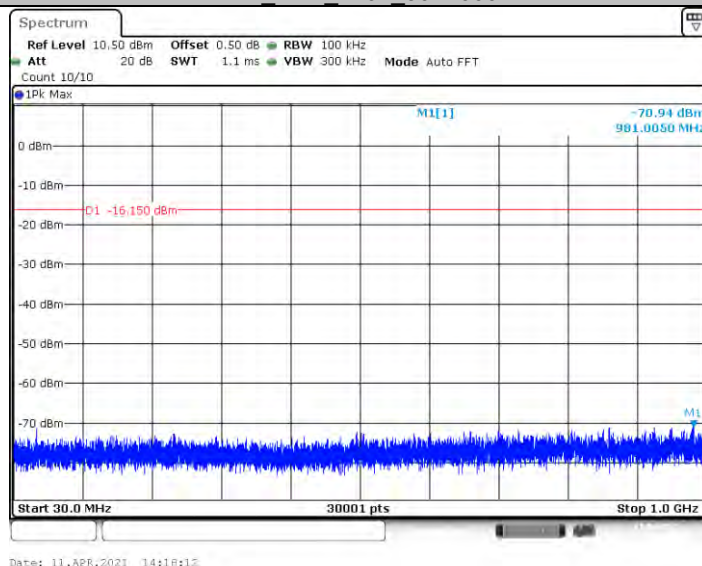
For anti-fake verification, please visit the official website of Certification and Accreditation Administration of the People's Republic of China : yz.cnca.cn



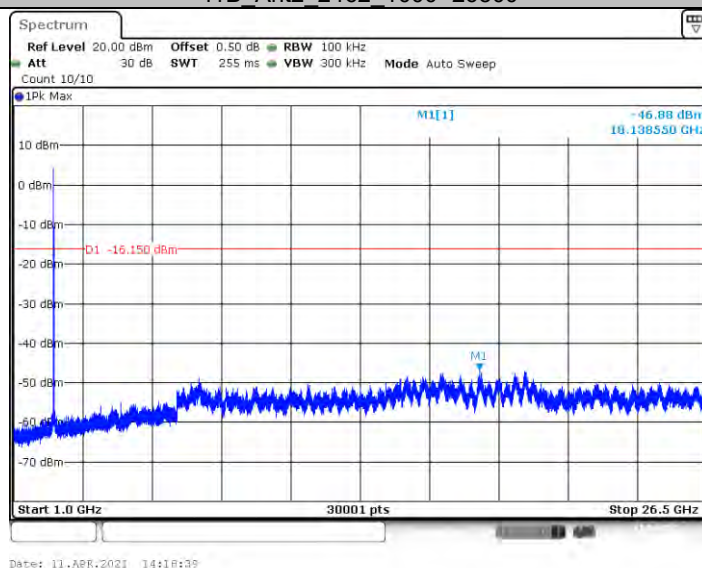
11B_Ant2_2462_0~Reference



11B_Ant2_2462_30~1000



11B_Ant2_2462_1000~26500



CTC Laboratories, Inc.

1-2/F., Building 2, Jiaquan Building, Guanlan High-Tech Park, Shenzhen, Guangdong, China

Tel.: (86)755-27521059

Fax: (86)755-27521011

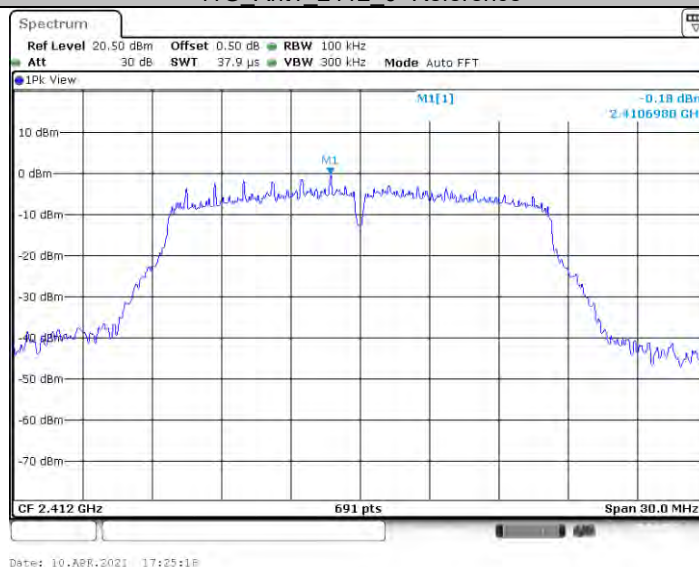
Http://www.sz-ctc.org.cn



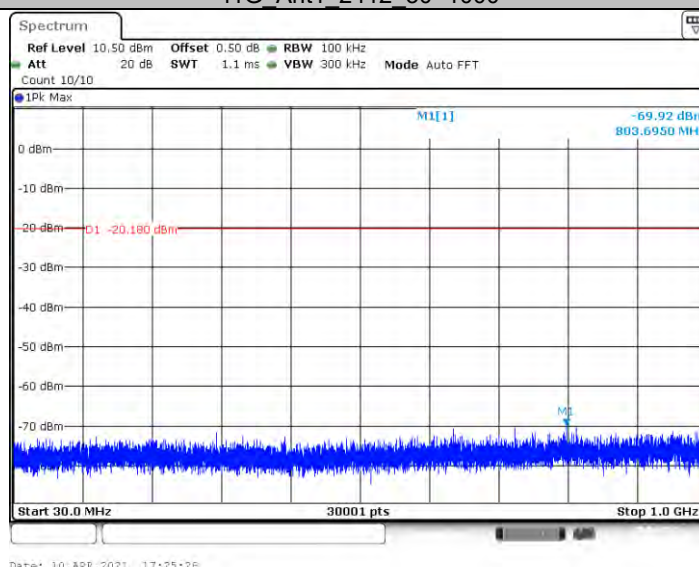
For anti-fake verification, please visit the official website of Certification and Accreditation Administration of the People's Republic of China : yz.cnca.cn



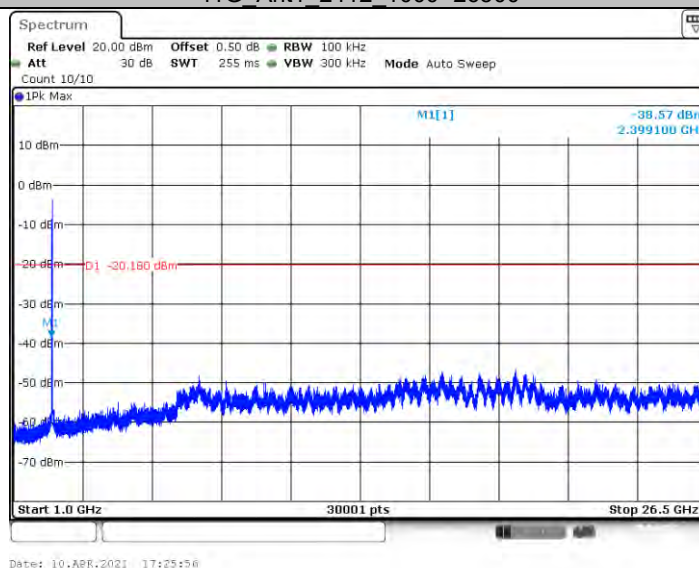
11G_Ant1_2412_0~Reference



11G_Ant1_2412_30~1000



11G_Ant1_2412_1000~26500



CTC Laboratories, Inc.

1-2/F., Building 2, Jiaquan Building, Guanlan High-Tech Park, Shenzhen, Guangdong, China

Tel.: (86)755-27521059

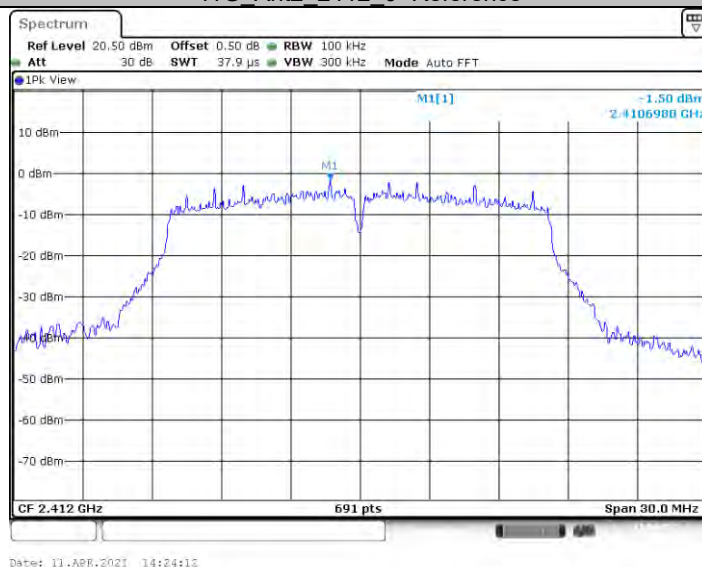
Fax: (86)755-27521011

Http://www.sz-ctc.org.cn

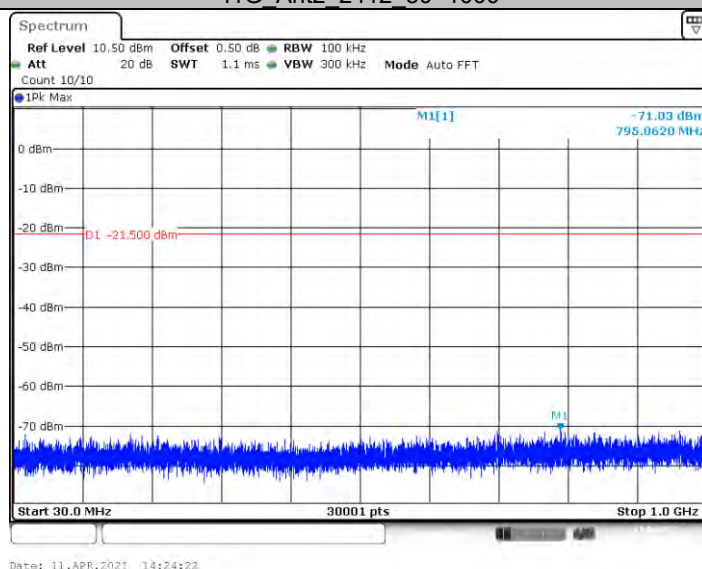
For anti-fake verification, please visit the official website of Certification and Accreditation Administration of the People's Republic of China : yz.cnca.cn



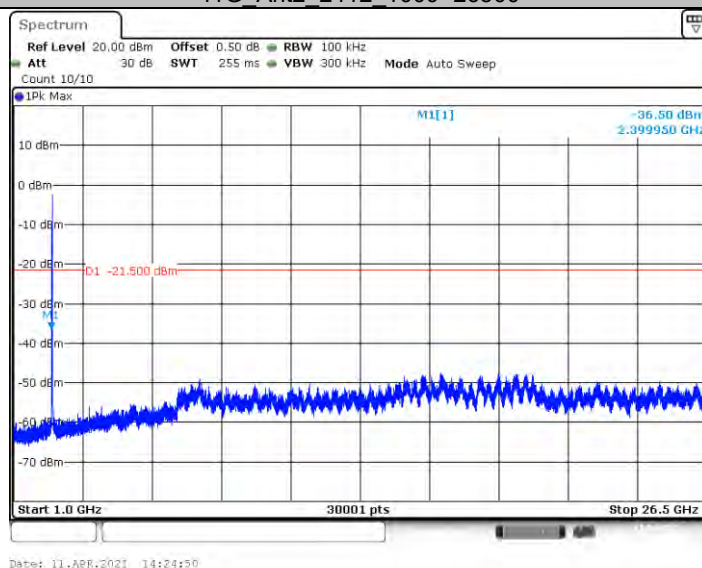
11G_Ant2_2412_0~Reference



11G_Ant2_2412_30~1000



11G_Ant2_2412_1000~26500



CTC Laboratories, Inc.

1-2/F., Building 2, Jiaquan Building, Guanlan High-Tech Park, Shenzhen, Guangdong, China

Tel.: (86)755-27521059

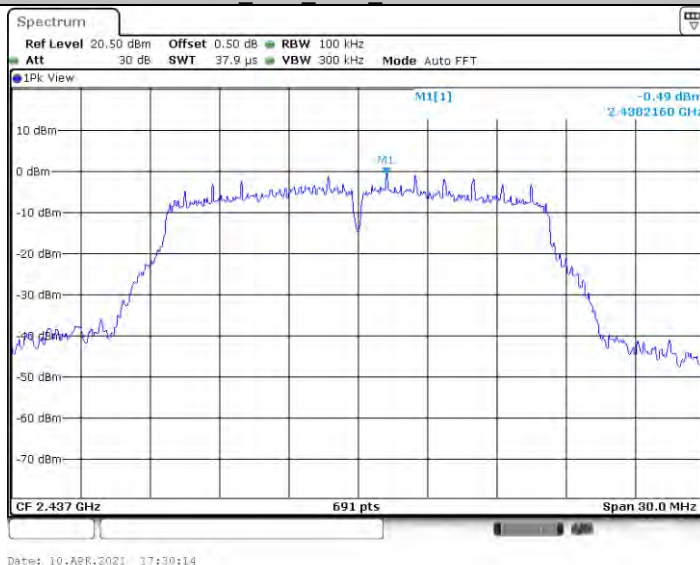
Fax: (86)755-27521011

Http://www.sz-ctc.org.cn

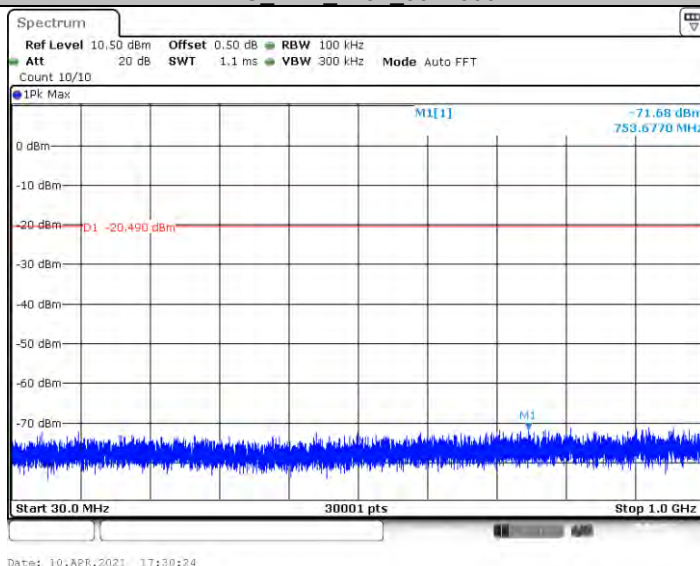
For anti-fake verification, please visit the official website of Certification and Accreditation Administration of the People's Republic of China : yz.cnca.cn



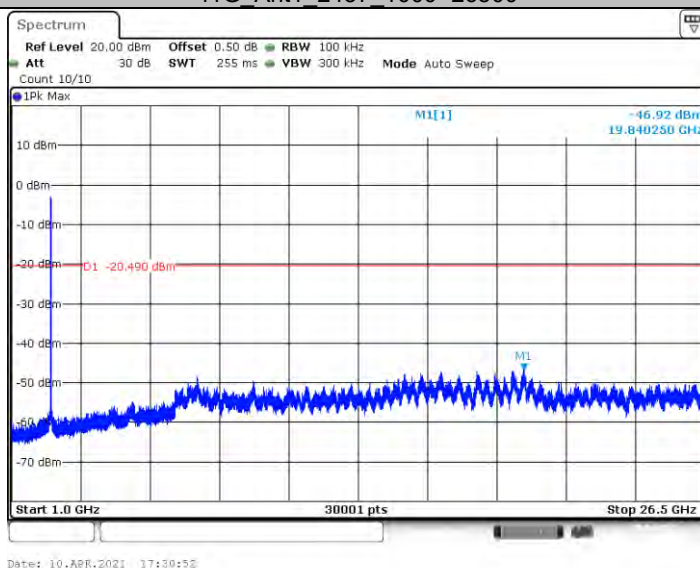
11G_Ant1_2437_0~Reference



11G_Ant1_2437_30~1000



11G_Ant1_2437_1000~26500



CTC Laboratories, Inc.

1-2/F., Building 2, Jiaquan Building, Guanlan High-Tech Park, Shenzhen, Guangdong, China

Tel.: (86)755-27521059

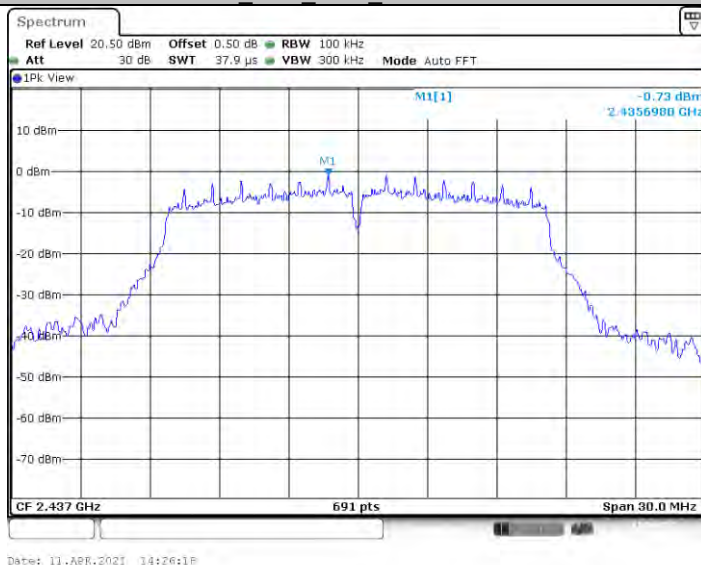
Fax: (86)755-27521011

Http://www.sz-ctc.org.cn

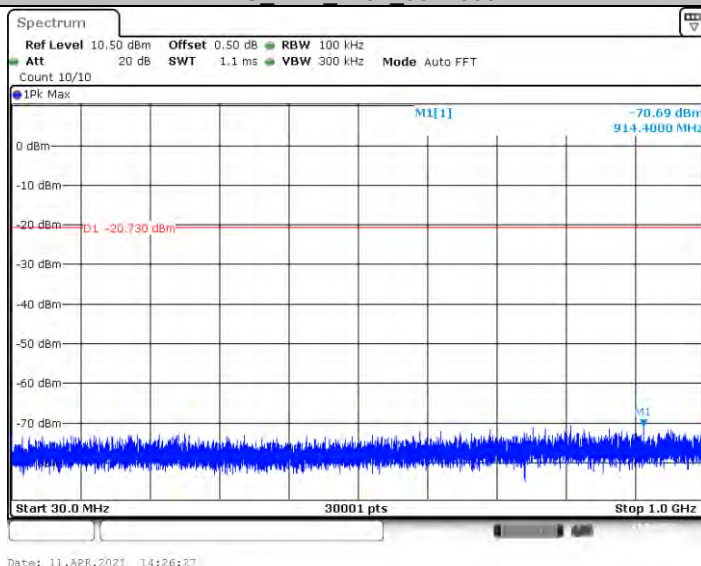
For anti-fake verification, please visit the official website of Certification and Accreditation Administration of the People's Republic of China : yz.cnca.cn



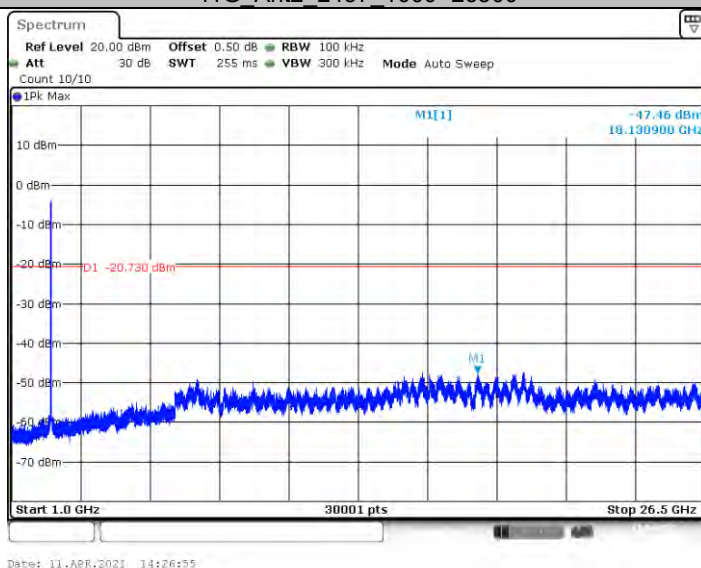
11G_Ant2_2437_0~Reference



11G_Ant2_2437_30~1000



11G_Ant2_2437_1000~26500



CTC Laboratories, Inc.

1-2/F., Building 2, Jiaquan Building, Guanlan High-Tech Park, Shenzhen, Guangdong, China

Tel.: (86)755-27521059

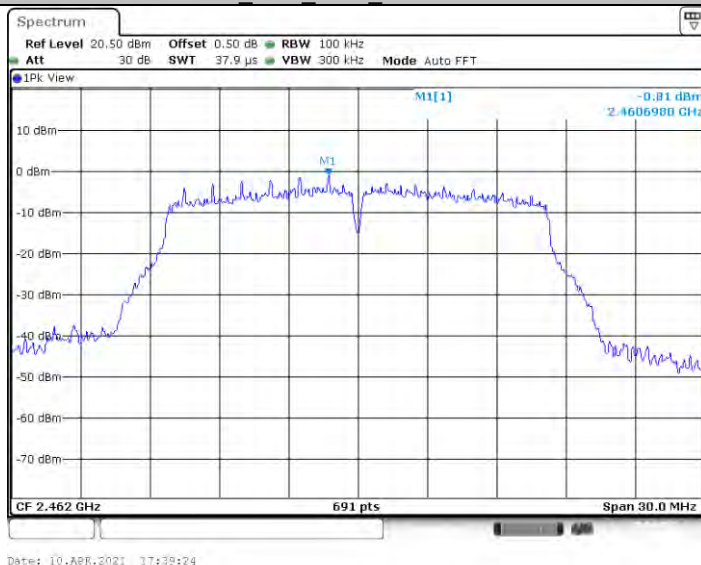
Fax: (86)755-27521011

Http://www.sz-ctc.org.cn

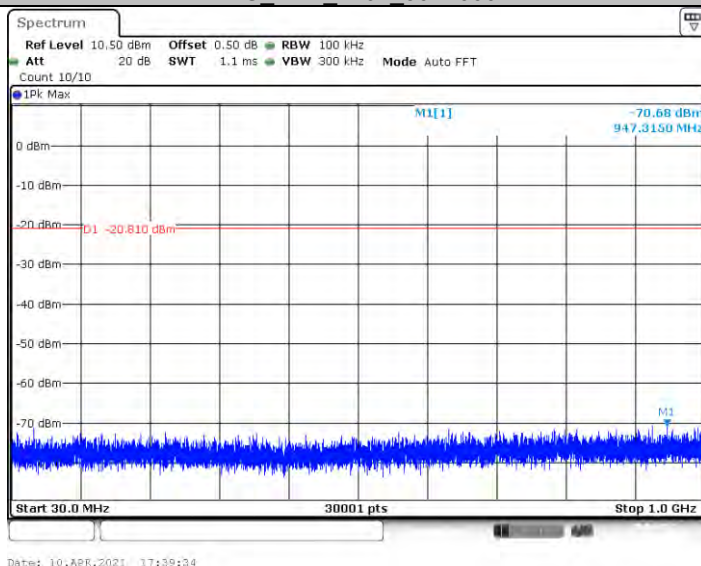
For anti-fake verification, please visit the official website of Certification and Accreditation Administration of the People's Republic of China : yz.cnca.cn



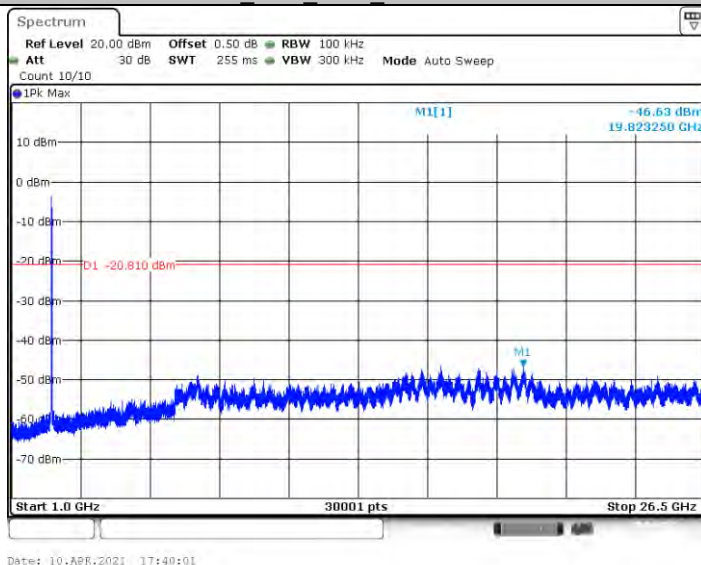
11G_Ant1_2462_0~Reference



11G_Ant1_2462_30~1000



11G_Ant1_2462_1000~26500



CTC Laboratories, Inc.

1-2/F., Building 2, Jiaquan Building, Guanlan High-Tech Park, Shenzhen, Guangdong, China

Tel.: (86)755-27521059

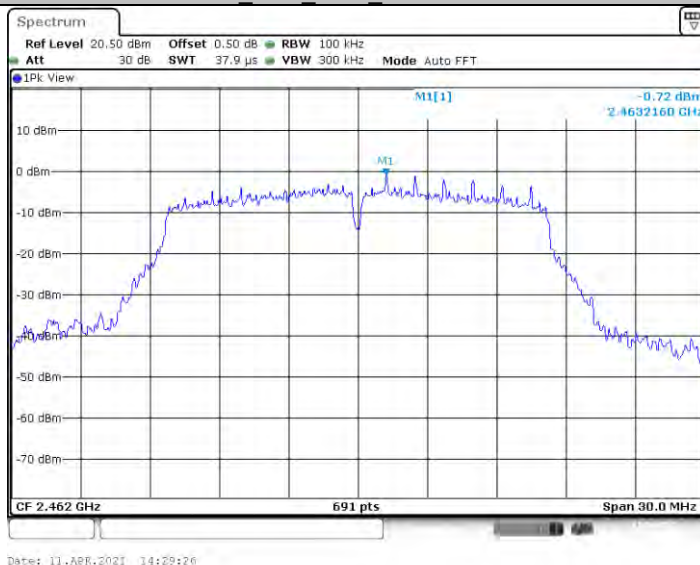
Fax: (86)755-27521011

Http://www.sz-ctc.org.cn

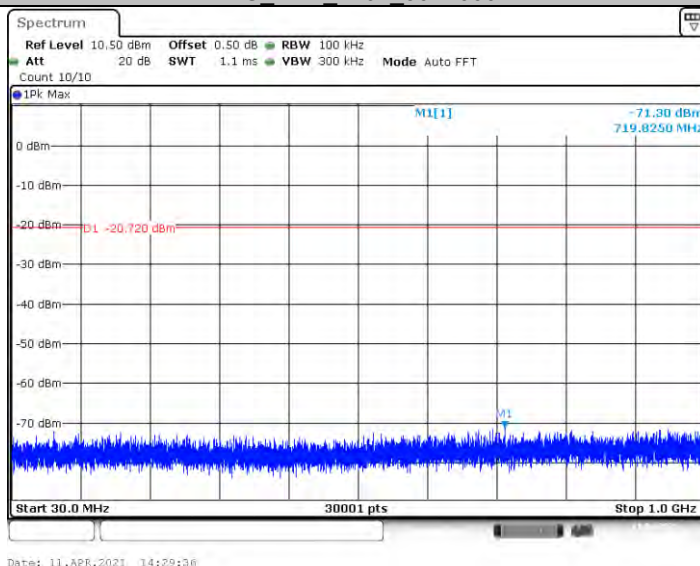
For anti-fake verification, please visit the official website of Certification and Accreditation Administration of the People's Republic of China : yz.cnca.cn



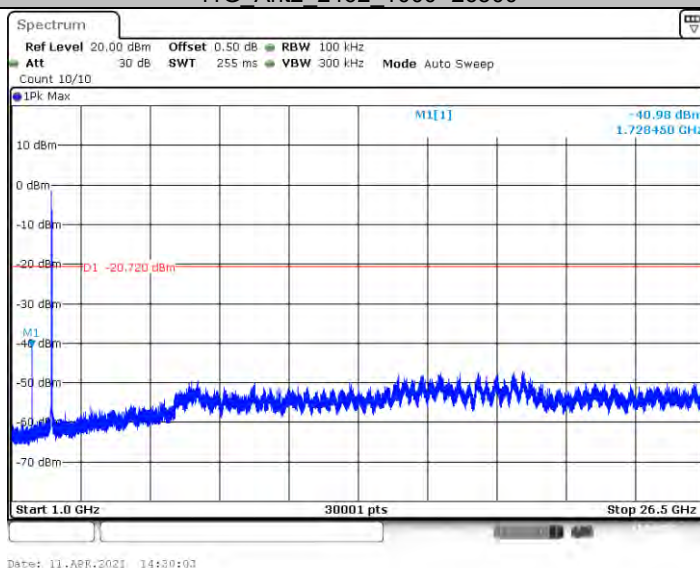
11G_Ant2_2462_0~Reference



11G_Ant2_2462_30~1000



11G_Ant2_2462_1000~26500



CTC Laboratories, Inc.

1-2/F., Building 2, Jiaquan Building, Guanlan High-Tech Park, Shenzhen, Guangdong, China

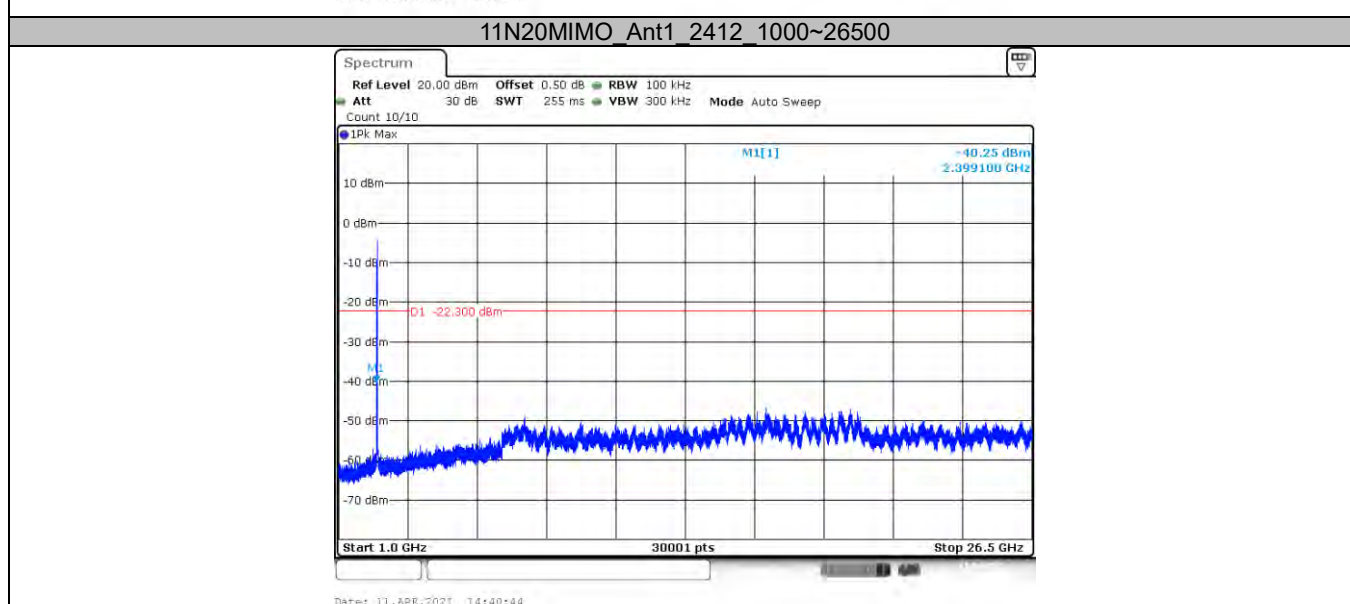
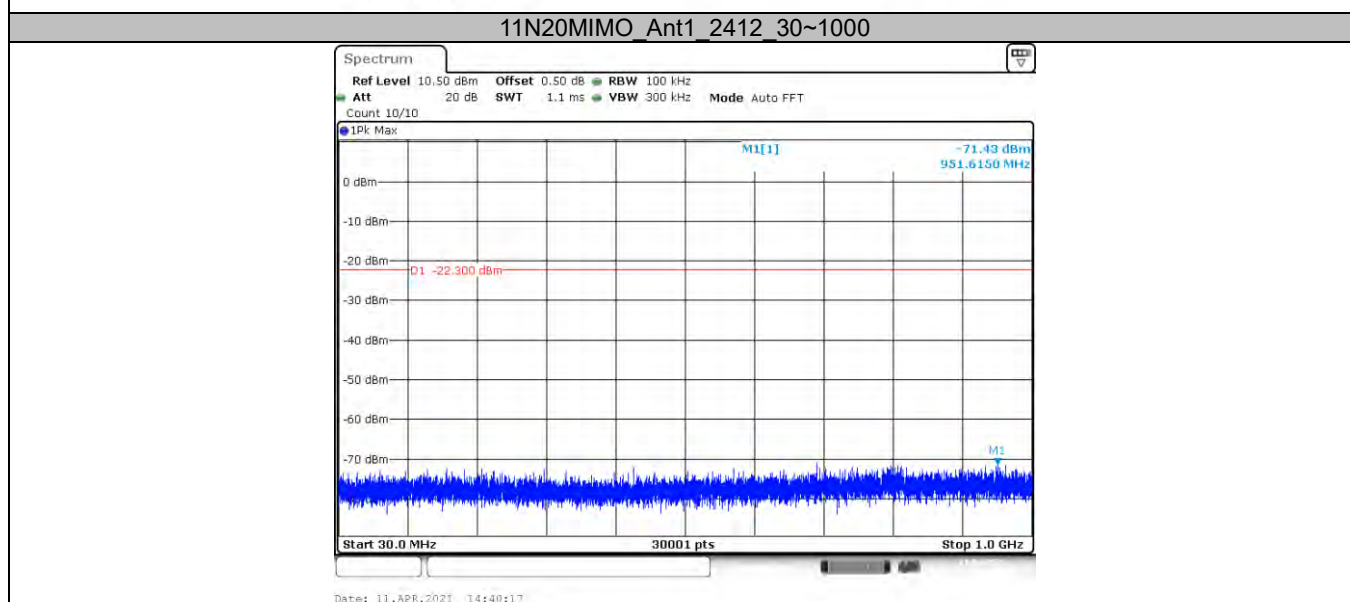
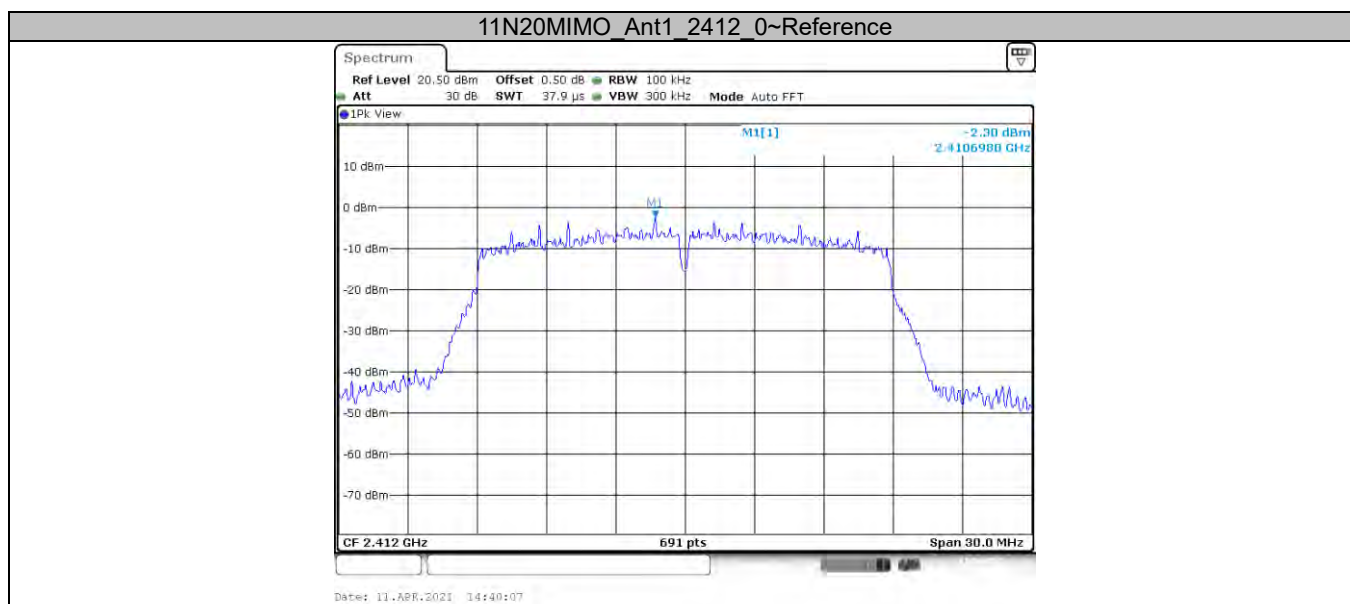
Tel.: (86)755-27521059

Fax: (86)755-27521011

Http://www.sz-ctc.org.cn

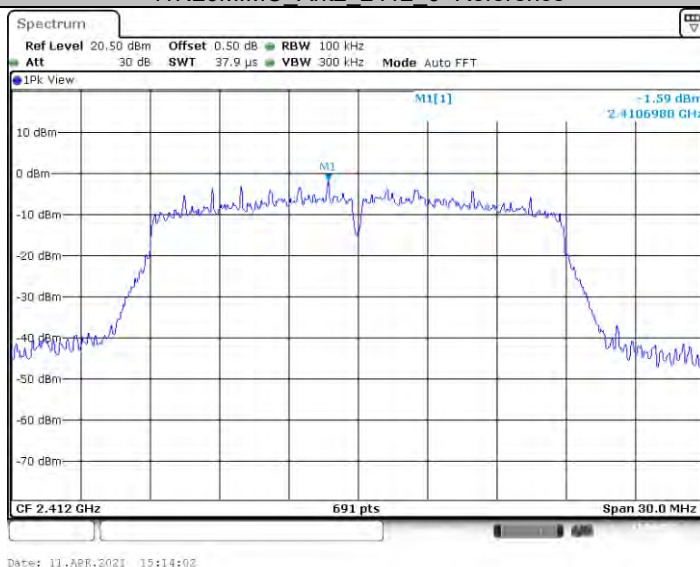


For anti-fake verification, please visit the official website of Certification and Accreditation Administration of the People's Republic of China : yz.cnca.cn

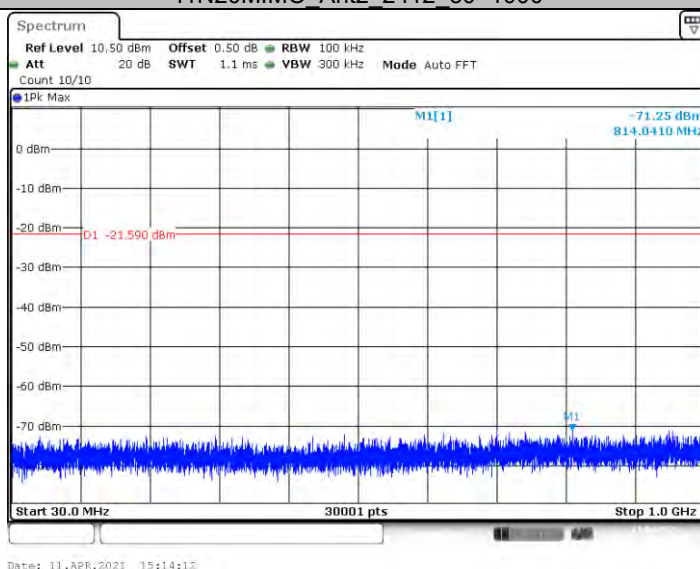




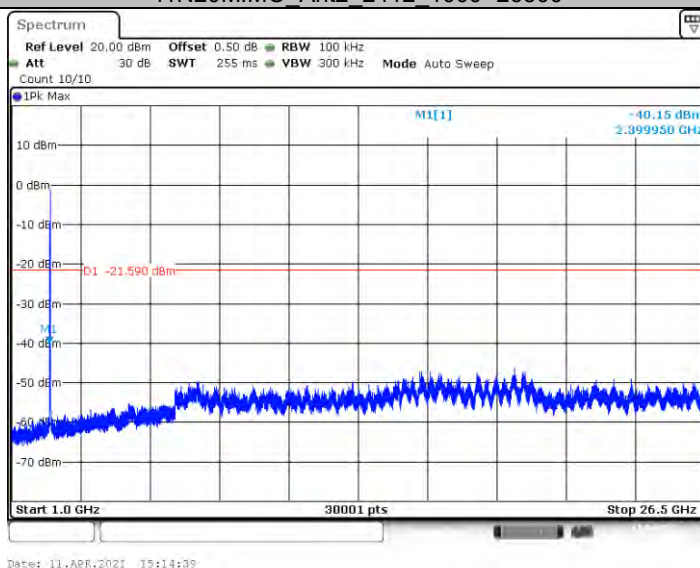
11N20MIMO_Ant2_2412_0~Reference



11N20MIMO_Ant2_2412_30~1000



11N20MIMO_Ant2_2412_1000~26500



CTC Laboratories, Inc.

1-2/F., Building 2, Jiaquan Building, Guanlan High-Tech Park, Shenzhen, Guangdong, China

Tel.: (86)755-27521059

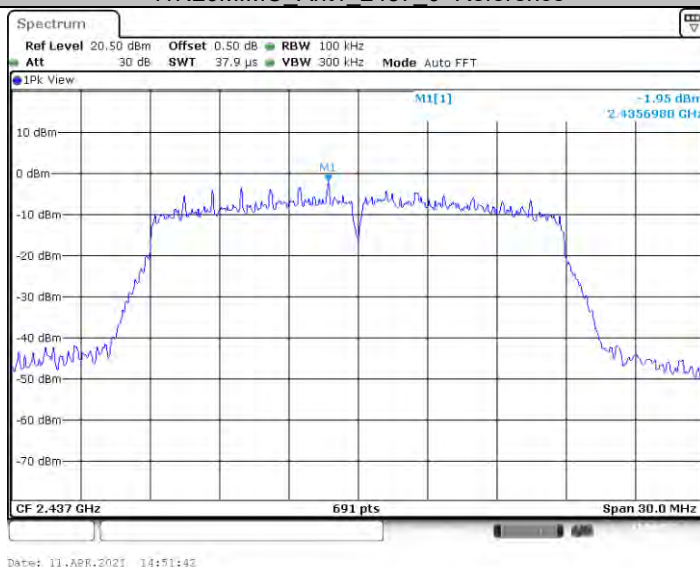
Fax: (86)755-27521011

Http://www.sz-ctc.org.cn

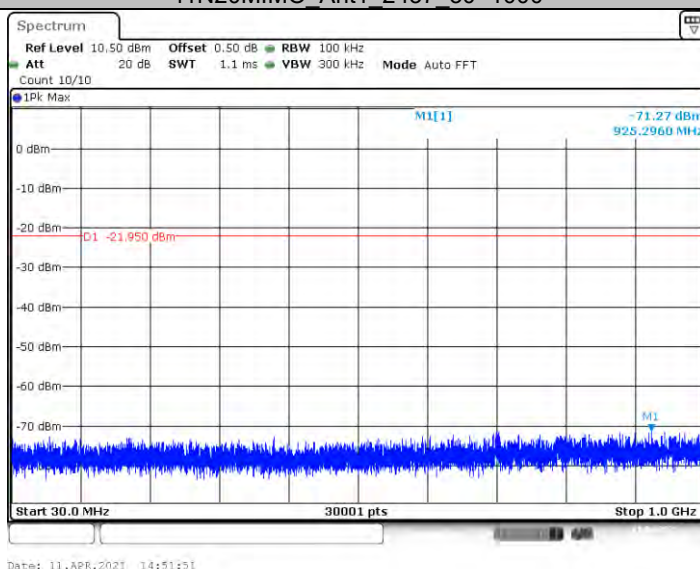
For anti-fake verification, please visit the official website of Certification and Accreditation Administration of the People's Republic of China : yz.cnca.cn



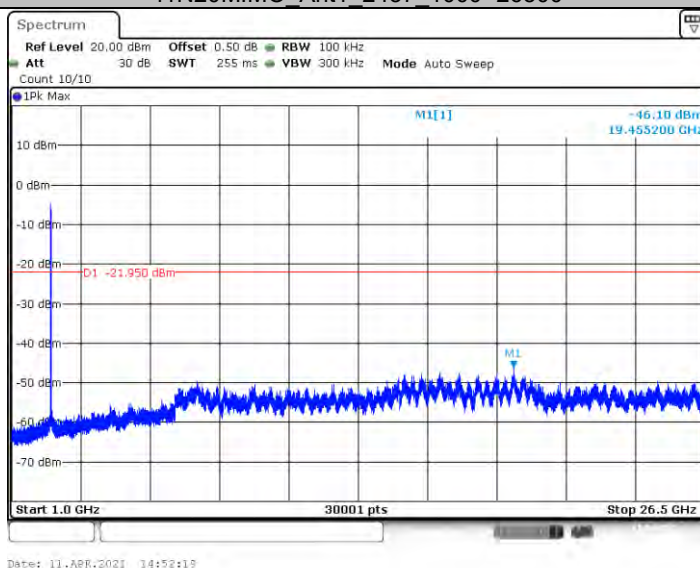
11N20MIMO_Ant1_2437_0~Reference



11N20MIMO_Ant1_2437_30~1000



11N20MIMO_Ant1_2437_1000~26500



CTC Laboratories, Inc.

1-2/F., Building 2, Jiaquan Building, Guanlan High-Tech Park, Shenzhen, Guangdong, China

Tel.: (86)755-27521059

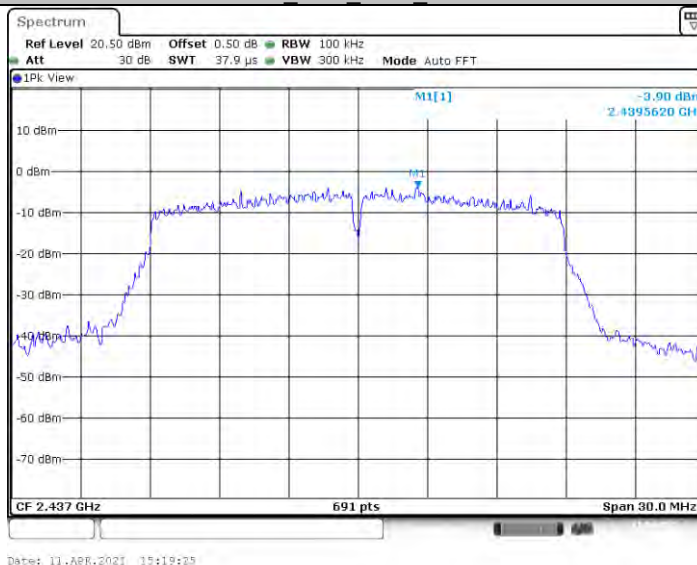
Fax: (86)755-27521011

Http://www.sz-ctc.org.cn

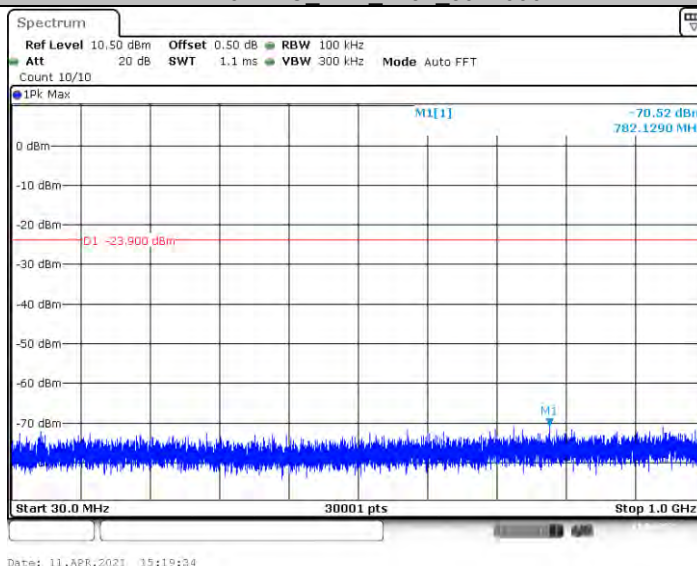
For anti-fake verification, please visit the official website of Certification and Accreditation Administration of the People's Republic of China : yz.cnca.cn



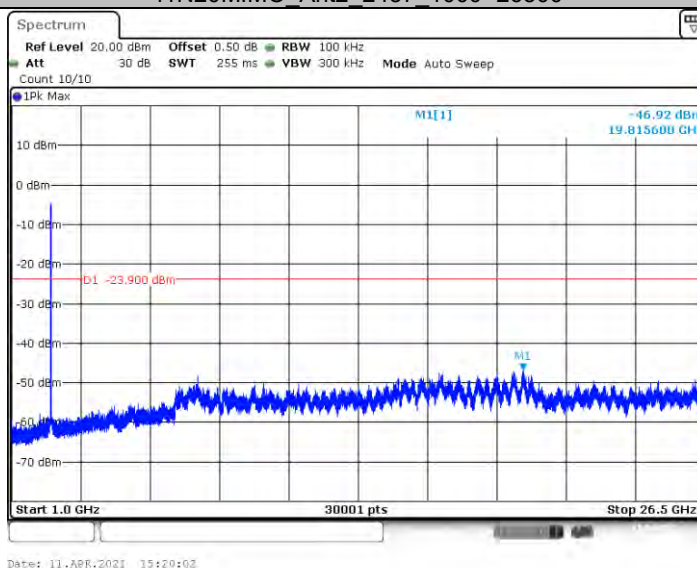
11N20MIMO_Ant2_2437_0~Reference



11N20MIMO_Ant2_2437_30~1000



11N20MIMO_Ant2_2437_1000~26500



CTC Laboratories, Inc.

1-2/F., Building 2, Jiaquan Building, Guanlan High-Tech Park, Shenzhen, Guangdong, China

Tel.: (86)755-27521059

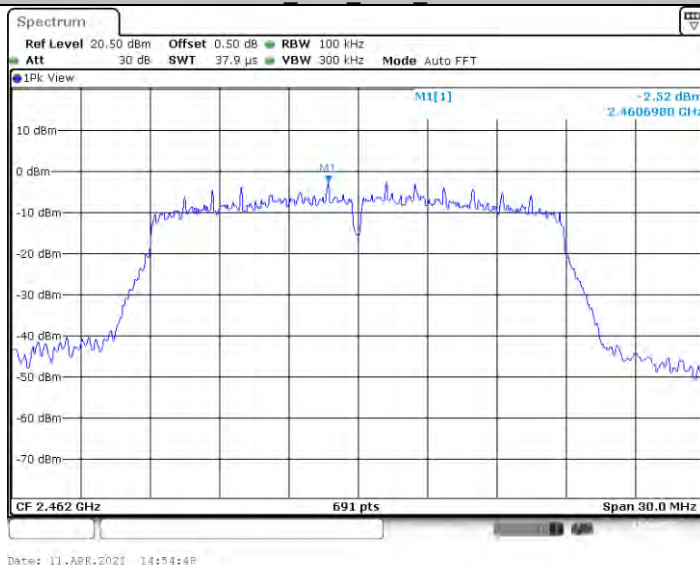
Fax: (86)755-27521011

Http://www.sz-ctc.org.cn

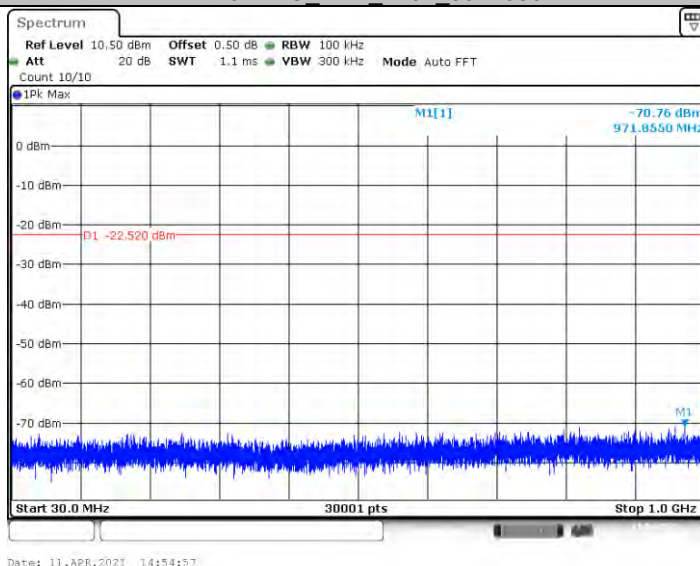
For anti-fake verification, please visit the official website of Certification and Accreditation Administration of the People's Republic of China : yz.cnca.cn



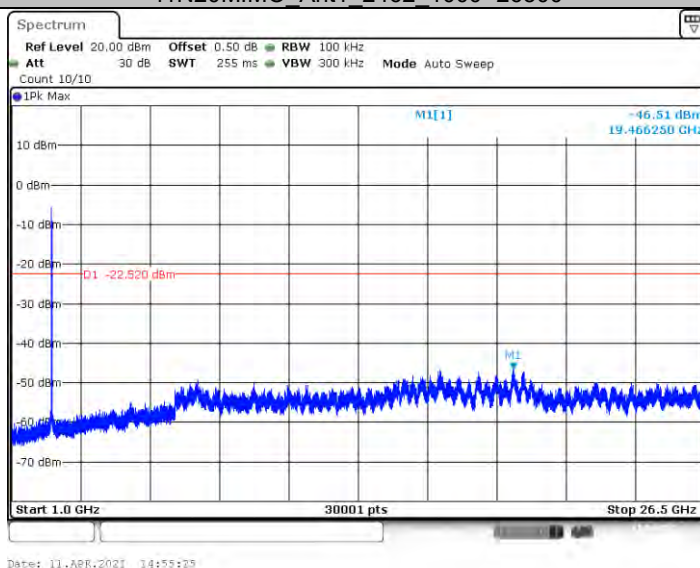
11N20MIMO_Ant1_2462_0~Reference



11N20MIMO_Ant1_2462_30~1000



11N20MIMO_Ant1_2462_1000~26500



CTC Laboratories, Inc.

1-2/F., Building 2, Jiaquan Building, Guanlan High-Tech Park, Shenzhen, Guangdong, China

Tel.: (86)755-27521059

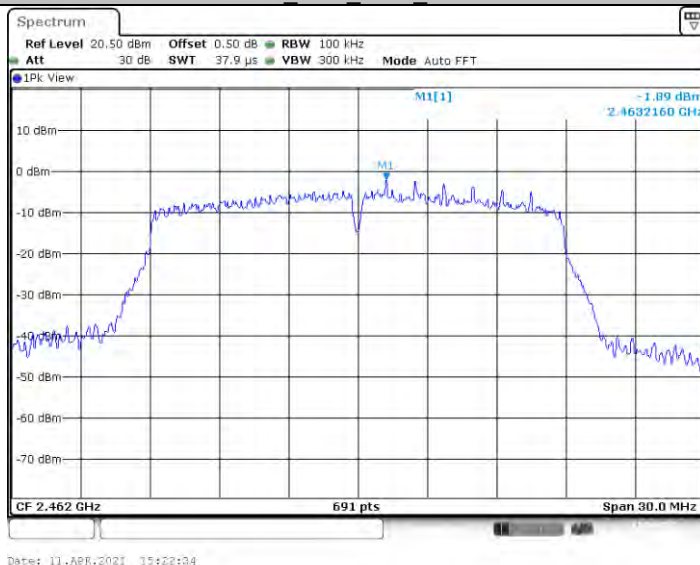
Fax: (86)755-27521011

Http://www.sz-ctc.org.cn

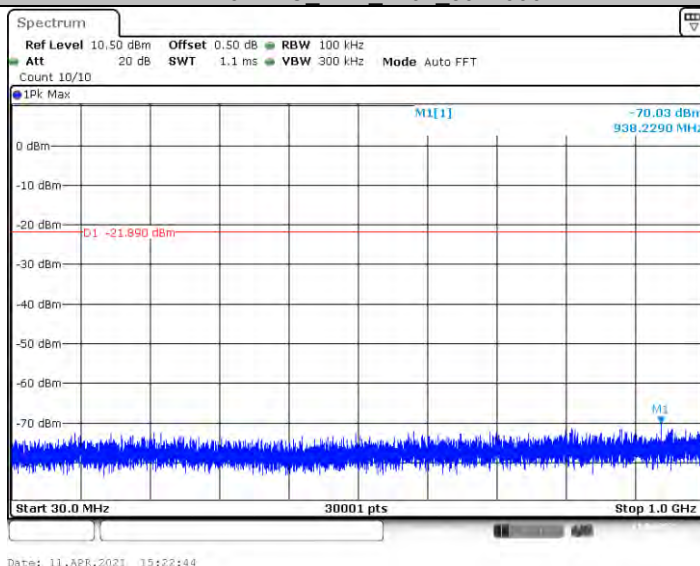
For anti-fake verification, please visit the official website of Certification and Accreditation Administration of the People's Republic of China : yz.cnca.cn



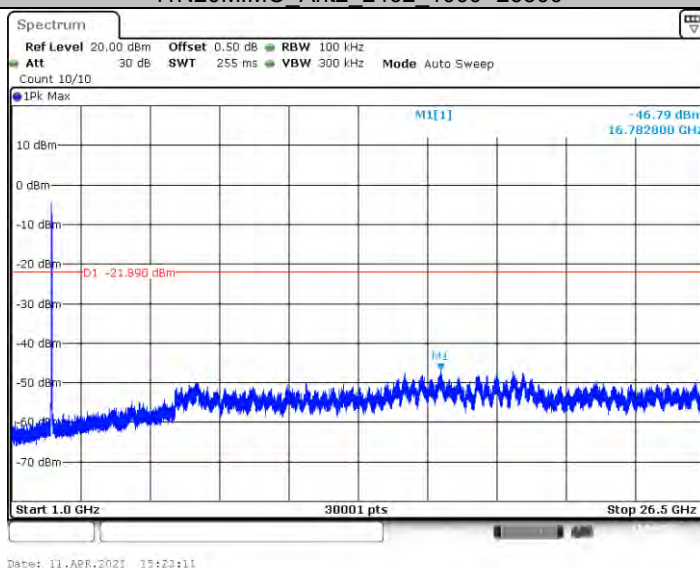
11N20MIMO_Ant2_2462_0~Reference



11N20MIMO_Ant2_2462_30~1000



11N20MIMO_Ant2_2462_1000~26500



CTC Laboratories, Inc.

1-2/F., Building 2, Jiaquan Building, Guanlan High-Tech Park, Shenzhen, Guangdong, China

Tel.: (86)755-27521059

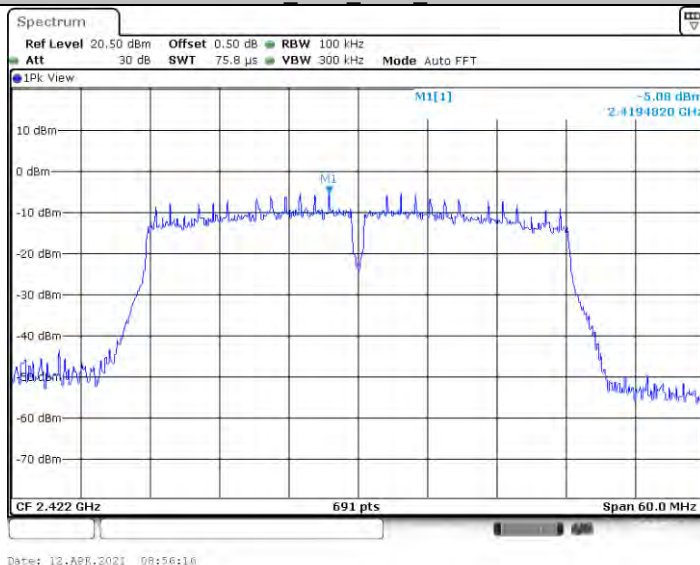
Fax: (86)755-27521011

Http://www.sz-ctc.org.cn

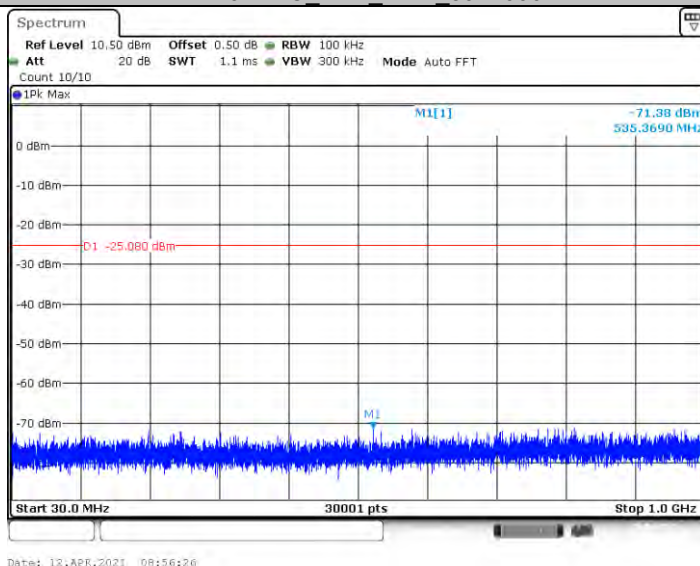
For anti-fake verification, please visit the official website of Certification and Accreditation Administration of the People's Republic of China : yz.cnca.cn



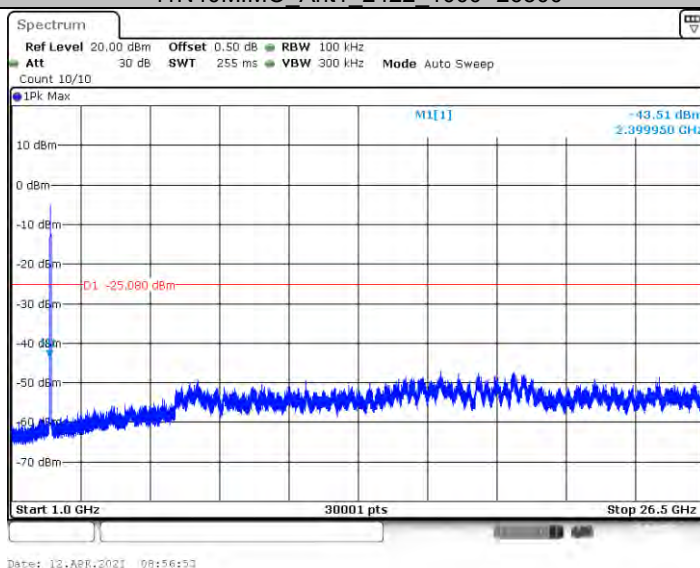
11N40MIMO_Ant1_2422_0~Reference



11N40MIMO_Ant1_2422_30~1000



11N40MIMO_Ant1_2422_1000~26500



CTC Laboratories, Inc.

1-2/F., Building 2, Jiaquan Building, Guanlan High-Tech Park, Shenzhen, Guangdong, China

Tel.: (86)755-27521059

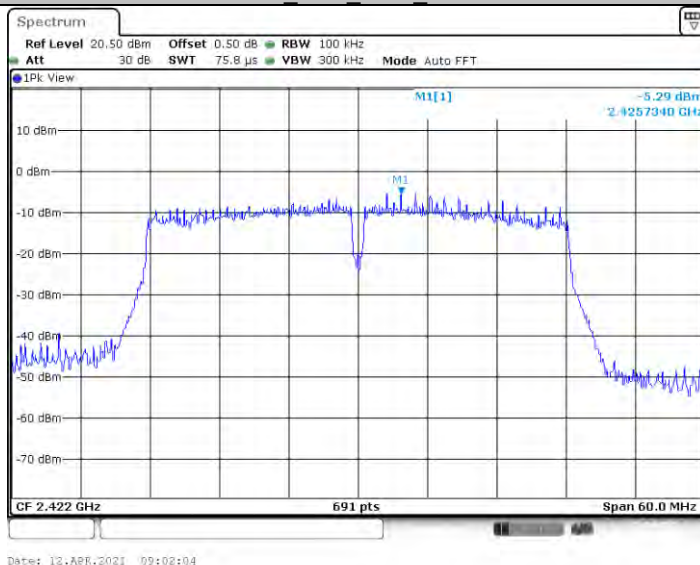
Fax: (86)755-27521011

Http://www.sz-ctc.org.cn

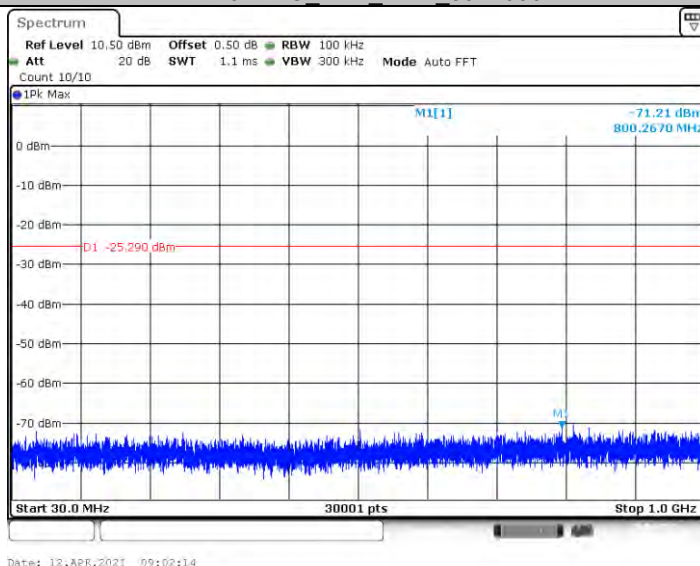
For anti-fake verification, please visit the official website of Certification and Accreditation Administration of the People's Republic of China : yz.cnca.cn



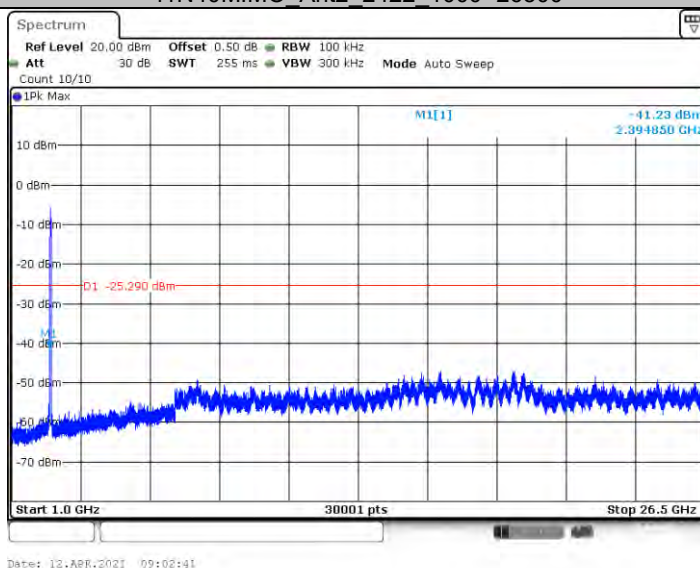
11N40MIMO_Ant2_2422_0~Reference



11N40MIMO_Ant2_2422_30~1000



11N40MIMO_Ant2_2422_1000~26500



CTC Laboratories, Inc.

1-2/F., Building 2, Jiaquan Building, Guanlan High-Tech Park, Shenzhen, Guangdong, China

Tel.: (86)755-27521059

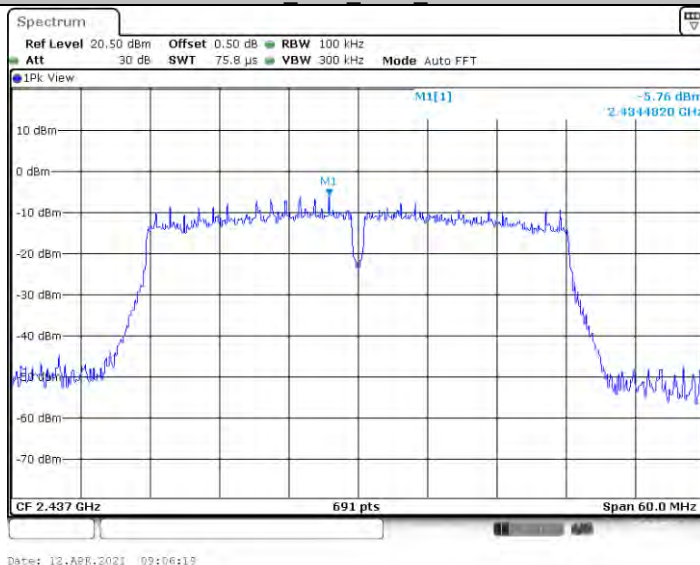
Fax: (86)755-27521011

Http://www.sz-ctc.org.cn

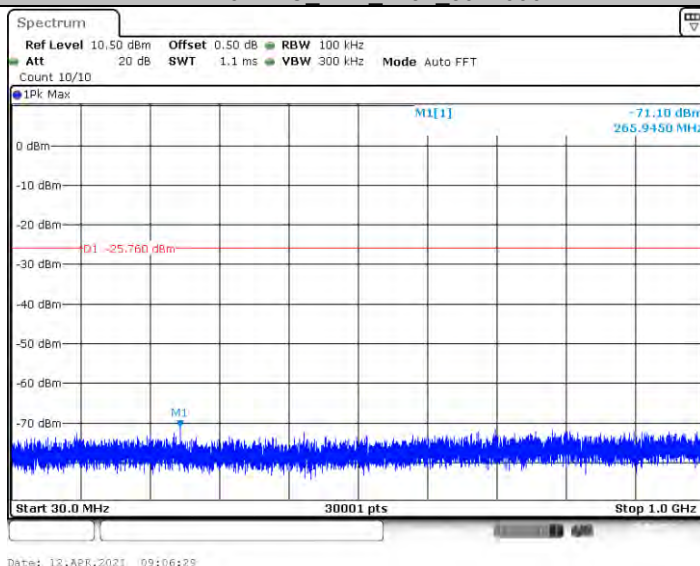
For anti-fake verification, please visit the official website of Certification and Accreditation Administration of the People's Republic of China : yz.cnca.cn



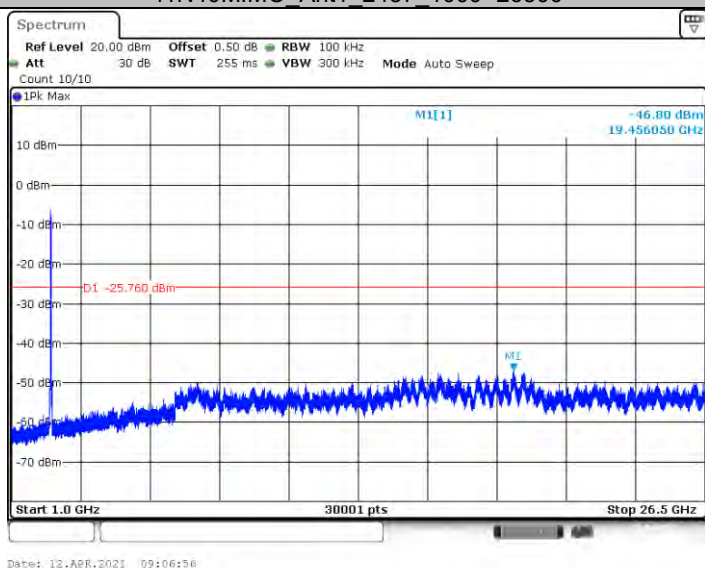
11N40MIMO_Ant1_2437_0~Reference



11N40MIMO_Ant1_2437_30~1000



11N40MIMO_Ant1_2437_1000~26500



CTC Laboratories, Inc.

1-2/F., Building 2, Jiaquan Building, Guanlan High-Tech Park, Shenzhen, Guangdong, China

Tel.: (86)755-27521059

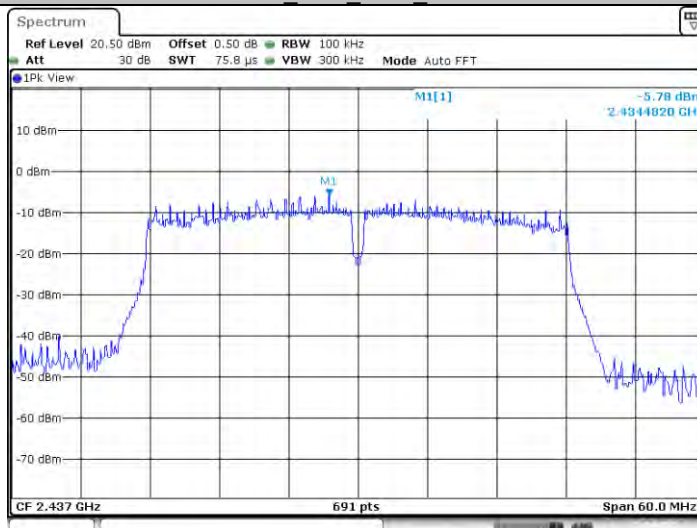
Fax: (86)755-27521011

Http://www.sz-ctc.org.cn

For anti-fake verification, please visit the official website of Certification and Accreditation Administration of the People's Republic of China : yz.cnca.cn

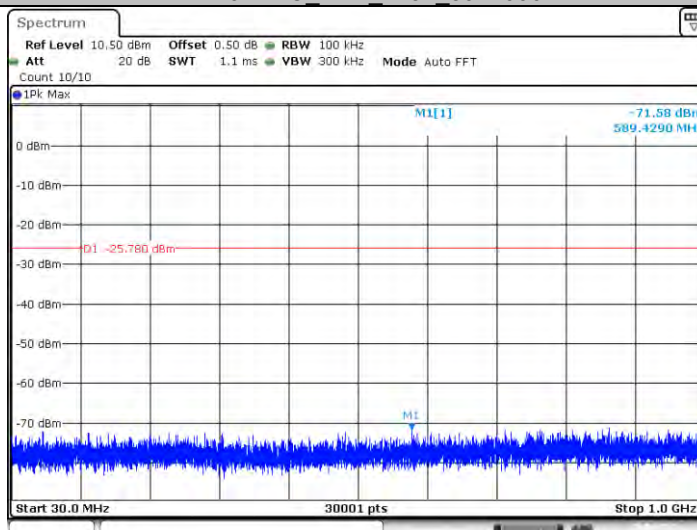


11N40MIMO_Ant2_2437_0~Reference



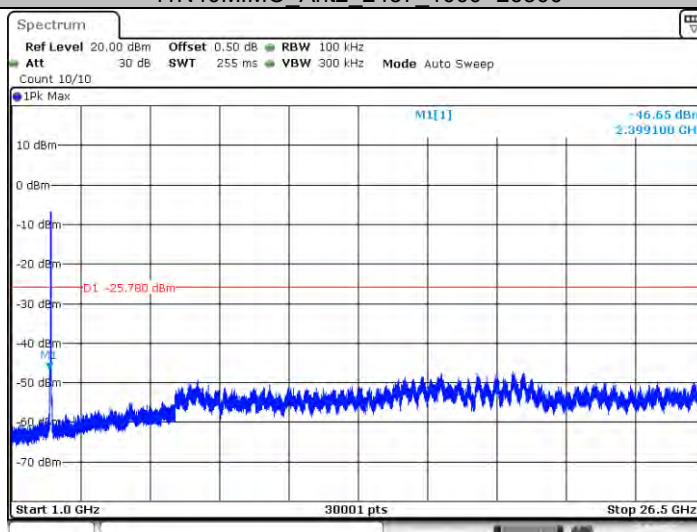
Date: 12.APR.2021 09:22:08

11N40MIMO_Ant2_2437_30~1000



Date: 12.APR.2021 09:22:16

11N40MIMO_Ant2_2437_1000~26500



Date: 12.APR.2021 09:22:45

CTC Laboratories, Inc.

1-2/F., Building 2, Jiaquan Building, Guanlan High-Tech Park, Shenzhen, Guangdong, China

Tel.: (86)755-27521059

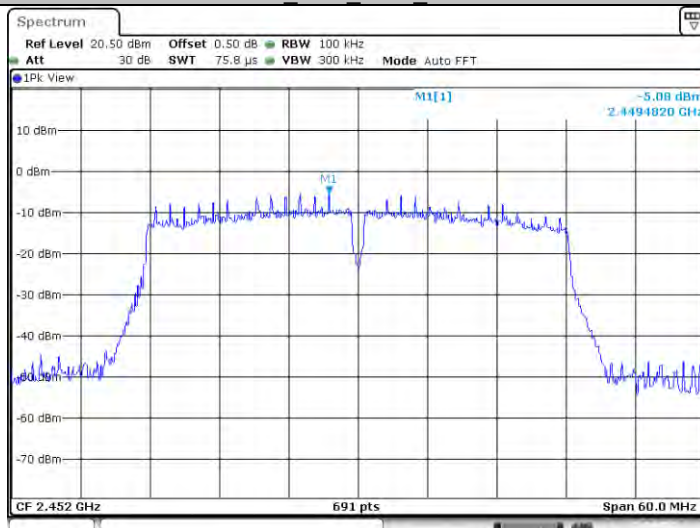
Fax: (86)755-27521011

Http://www.sz-ctc.org.cn

For anti-fake verification, please visit the official website of Certification and Accreditation Administration of the People's Republic of China : yz.cnca.cn

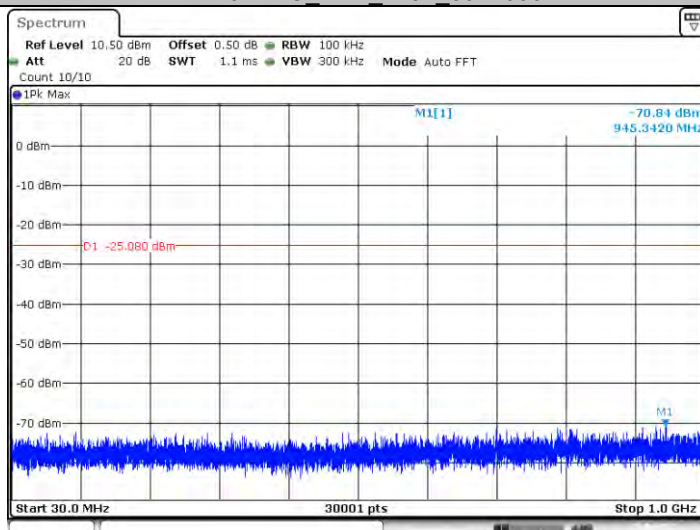


11N40MIMO_Ant1_2452_0~Reference



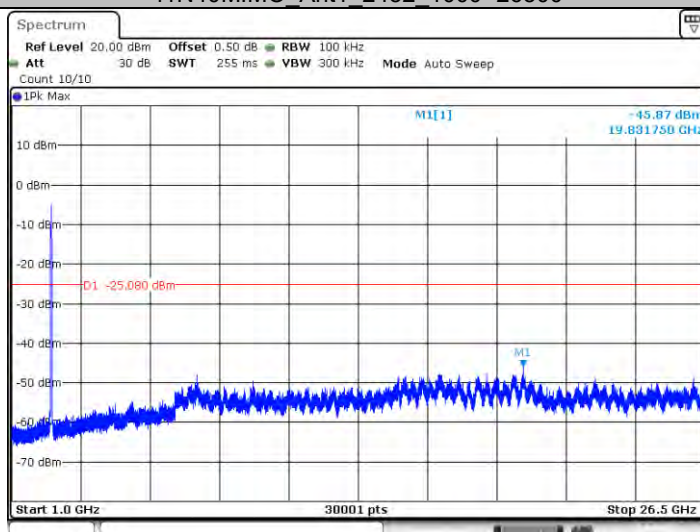
Date: 12.APR.2021 09:15:32

11N40MIMO_Ant1_2452_30~1000



Date: 12.APR.2021 09:15:42

11N40MIMO_Ant1_2452_1000~26500



Date: 12.APR.2021 09:16:09

CTC Laboratories, Inc.

1-2/F., Building 2, Jiaquan Building, Guanlan High-Tech Park, Shenzhen, Guangdong, China

Tel.: (86)755-27521059

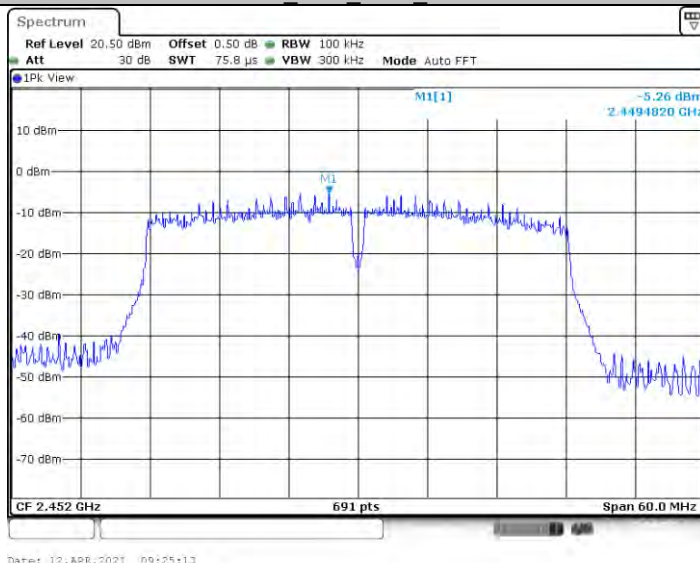
Fax: (86)755-27521011

Http://www.sz-ctc.org.cn

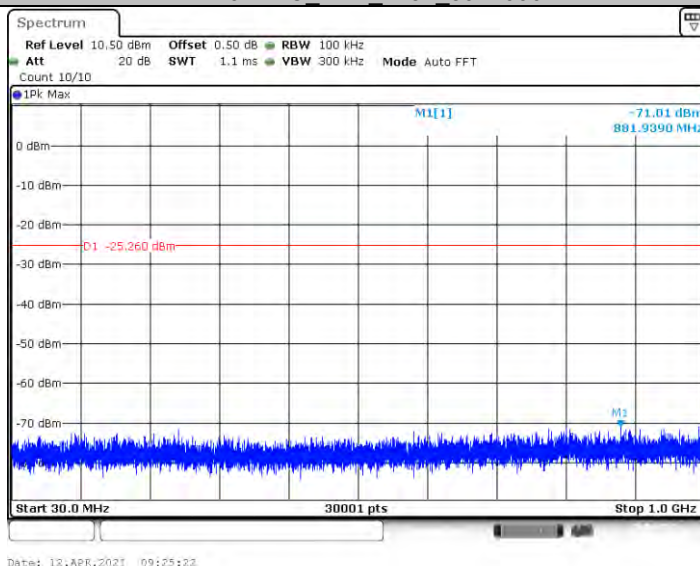
For anti-fake verification, please visit the official website of Certification and Accreditation Administration of the People's Republic of China : yz.cnca.cn



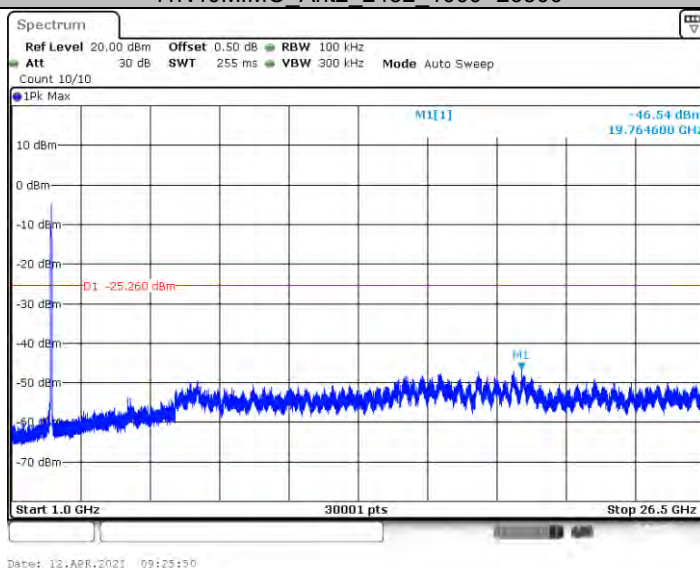
11N40MIMO_Ant2_2452_0~Reference



11N40MIMO_Ant2_2452_30~1000



11N40MIMO_Ant2_2452_1000~26500



CTC Laboratories, Inc.

1-2/F., Building 2, Jiaquan Building, Guanlan High-Tech Park, Shenzhen, Guangdong, China

Tel.: (86)755-27521059

Fax: (86)755-27521011

Http://www.sz-ctc.org.cn

For anti-fake verification, please visit the official website of Certification and Accreditation Administration of the People's Republic of China : yz.cnca.cn

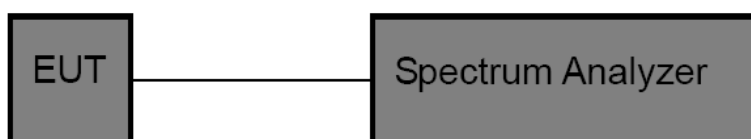
3.5. DTS Bandwidth

Limit

FCC CFR Title 47 Part 15 Subpart C Section 15.247 (a)(2)/ RSS-247 5.2 a:

Test Item	Limit	Frequency Range(MHz)
DTS Bandwidth	≥ 500 KHz (6dB bandwidth)	2400~2483.5

Test Configuration



Test Procedure

5. The EUT was directly connected to the spectrum analyzer and antenna output port as show in the block diagram above.
6. DTS Spectrum Setting:
 - (1) Set RBW = 100 kHz.
 - (2) Set the video bandwidth (VBW) ≥ 3 RBW.
 - (3) Detector = Peak.
 - (4) Trace mode = Max hold.
 - (5) Sweep = Auto couple.OCB Spectrum Setting:
 - (1) Set RBW = 1% ~ 5% occupied bandwidth.
 - (2) Set the video bandwidth (VBW) ≥ 3 RBW.
 - (3) Detector = Peak.
 - (4) Trace mode = Max hold.
 - (5) Sweep = Auto couple.

NOTE: The EUT was set to continuously transmitting in each mode and low, Middle and high channel for the test.

Test Mode

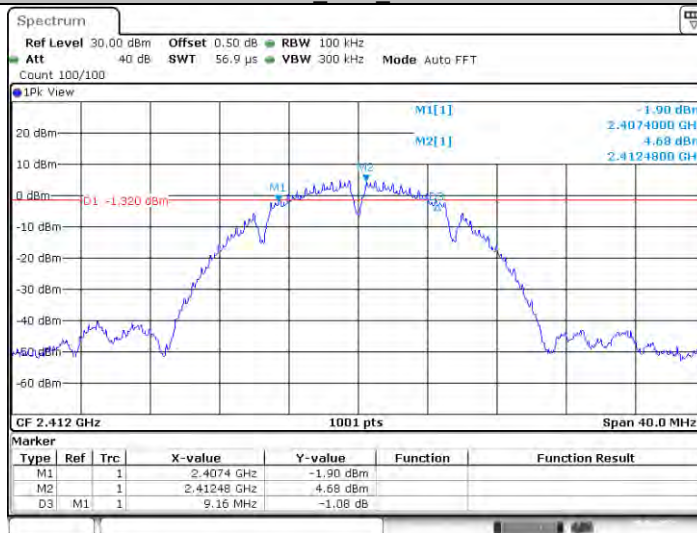
Please refer to the clause 2.4.

**Test Results**

Test Mode	Antenna	Frequency (MHz)	DTS BW [MHz]	FL[MHz]	FH[MHz]	Limit[MHz]	Verdict
11B	Ant1	2412	9.160	2407.400	2416.560	0.5	PASS
	Ant2	2412	9.160	2407.400	2416.560	0.5	PASS
	Ant1	2437	9.120	2432.400	2441.520	0.5	PASS
	Ant2	2437	9.120	2432.400	2441.520	0.5	PASS
	Ant1	2462	9.120	2457.400	2466.520	0.5	PASS
	Ant2	2462	9.120	2457.400	2466.520	0.5	PASS
11G	Ant1	2412	15.840	2404.040	2419.880	0.5	PASS
	Ant2	2412	15.200	2404.360	2419.560	0.5	PASS
	Ant1	2437	15.200	2429.360	2444.560	0.5	PASS
	Ant2	2437	15.200	2429.360	2444.560	0.5	PASS
	Ant1	2462	15.200	2454.360	2469.560	0.5	PASS
	Ant2	2462	15.160	2454.400	2469.560	0.5	PASS
11N20MIMO	Ant1	2412	16.120	2404.000	2420.120	0.5	PASS
	Ant2	2412	15.200	2404.360	2419.560	0.5	PASS
	Ant1	2437	15.200	2429.360	2444.560	0.5	PASS
	Ant2	2437	15.200	2429.360	2444.560	0.5	PASS
	Ant1	2462	15.200	2454.360	2469.560	0.5	PASS
	Ant2	2462	15.200	2454.360	2469.560	0.5	PASS
11N40MIMO	Ant1	2422	35.280	2404.320	2439.600	0.5	PASS
	Ant2	2422	35.280	2404.320	2439.600	0.5	PASS
	Ant1	2437	35.280	2419.320	2454.600	0.5	PASS
	Ant2	2437	35.280	2419.320	2454.600	0.5	PASS
	Ant1	2452	35.280	2434.320	2469.600	0.5	PASS
	Ant2	2452	35.280	2434.320	2469.600	0.5	PASS

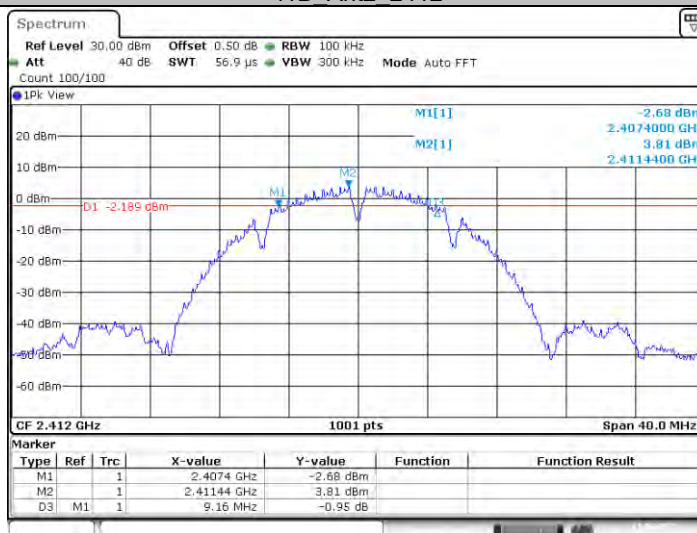


11B_Ant1_2412



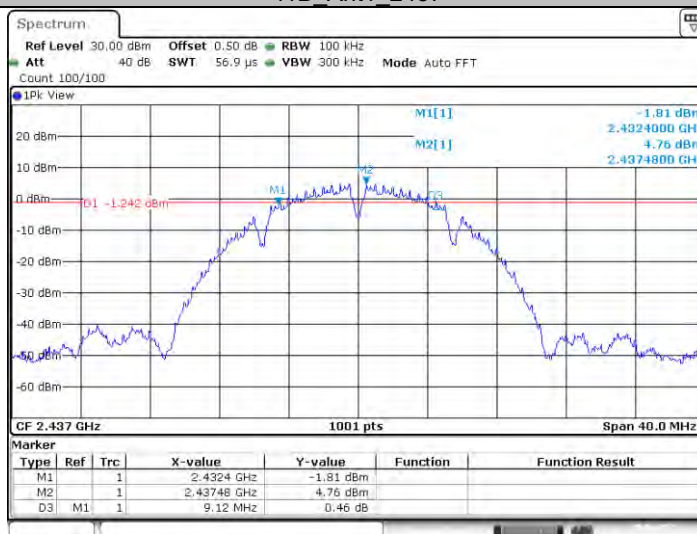
Date: 10.APR.2021 17:06:21

11B_Ant2_2412



Date: 11.APR.2021 14:09:34

11B_Ant1_2437



Date: 10.APR.2021 17:12:45

CTC Laboratories, Inc.

1-2/F., Building 2, Jiaquan Building, Guanlan High-Tech Park, Shenzhen, Guangdong, China

Tel.: (86)755-27521059

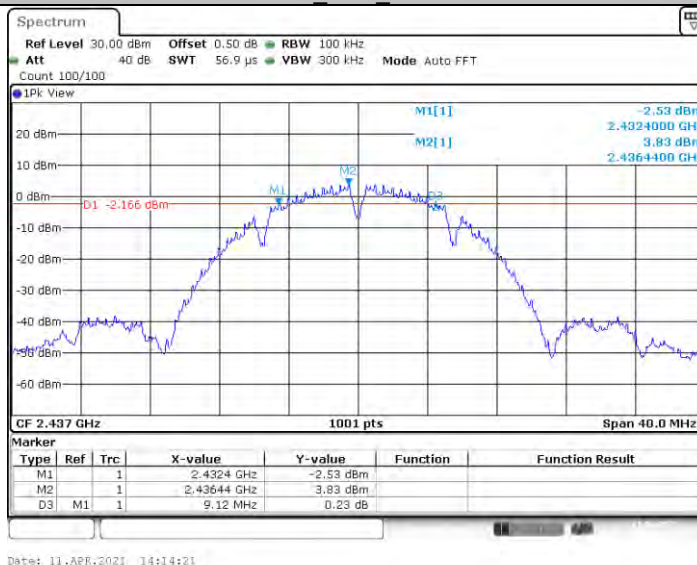
Fax: (86)755-27521011

Http://www.sz-ctc.org.cn

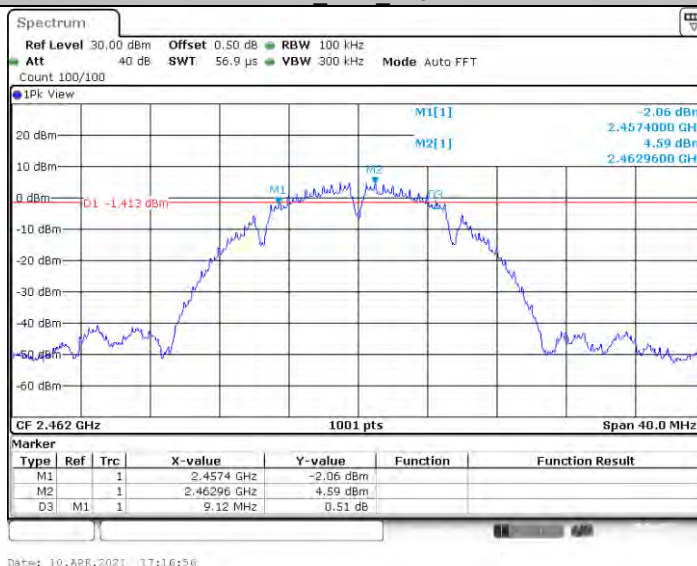
For anti-fake verification, please visit the official website of Certification and Accreditation Administration of the People's Republic of China : yz.cnca.cn



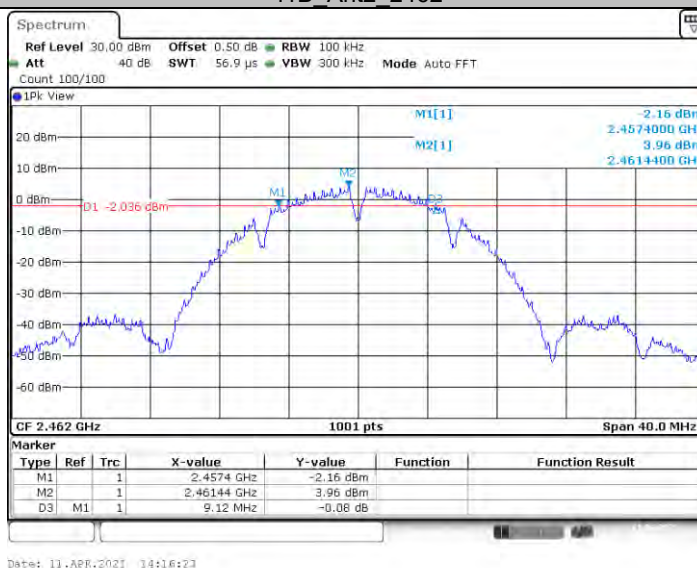
11B_Ant2_2437



11B_Ant1_2462



11B_Ant2_2462



CTC Laboratories, Inc.

1-2/F., Building 2, Jiaquan Building, Guanlan High-Tech Park, Shenzhen, Guangdong, China

Tel.: (86)755-27521059

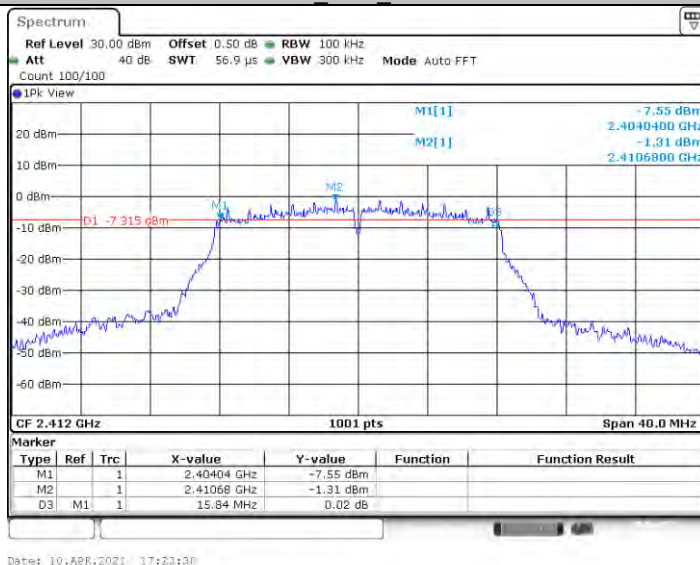
Fax: (86)755-27521011

Http://www.sz-ctc.org.cn

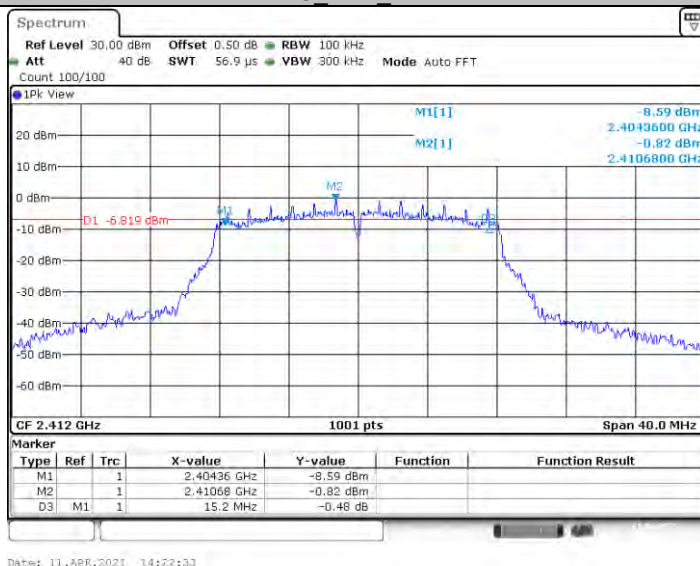
For anti-fake verification, please visit the official website of Certification and Accreditation Administration of the People's Republic of China : yz.cnca.cn



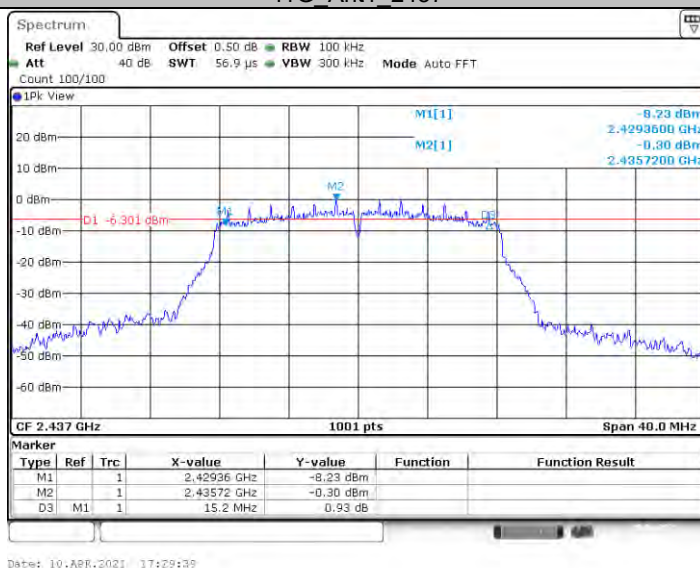
11G_Ant1_2412



11G_Ant2_2412



11G_Ant1_2437



CTC Laboratories, Inc.

1-2/F., Building 2, Jiaquan Building, Guanlan High-Tech Park, Shenzhen, Guangdong, China

Tel.: (86)755-27521059

Fax: (86)755-27521011

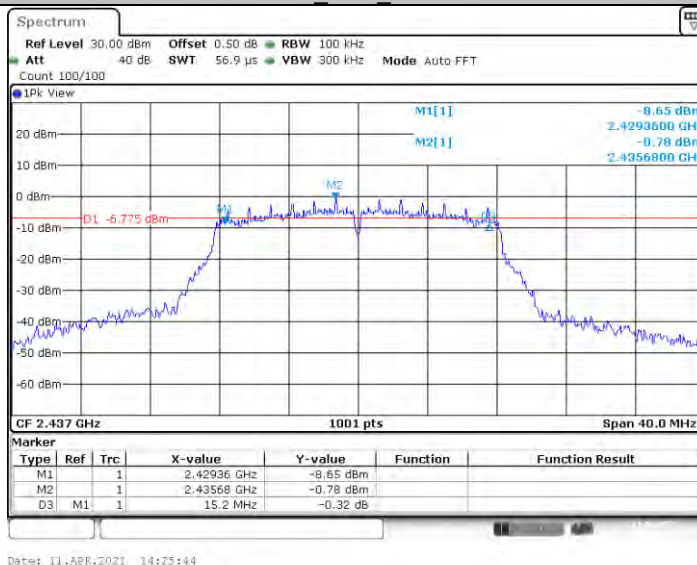
Http://www.sz-ctc.org.cn



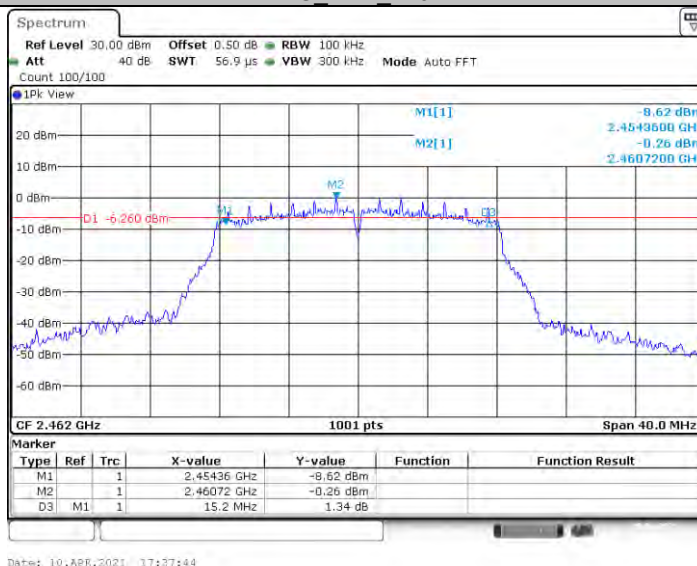
For anti-fake verification, please visit the official website of Certification and Accreditation Administration of the People's Republic of China : yz.cnca.cn



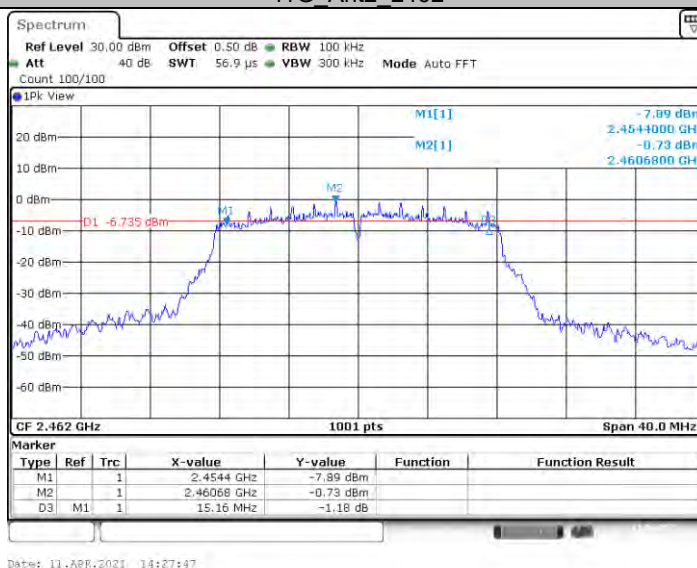
11G_Ant2_2437



11G_Ant1_2462



11G_Ant2_2462



CTC Laboratories, Inc.

1-2/F., Building 2, Jiaquan Building, Guanlan High-Tech Park, Shenzhen, Guangdong, China

Tel.: (86)755-27521059

Fax: (86)755-27521011

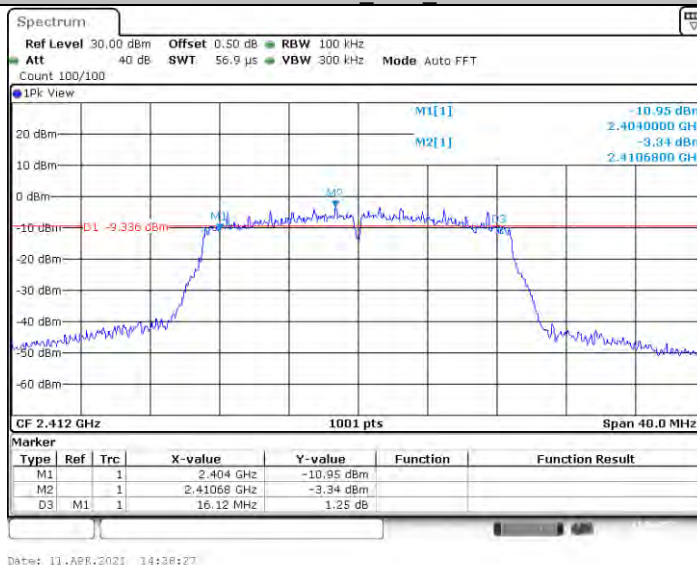
Http://www.sz-ctc.org.cn



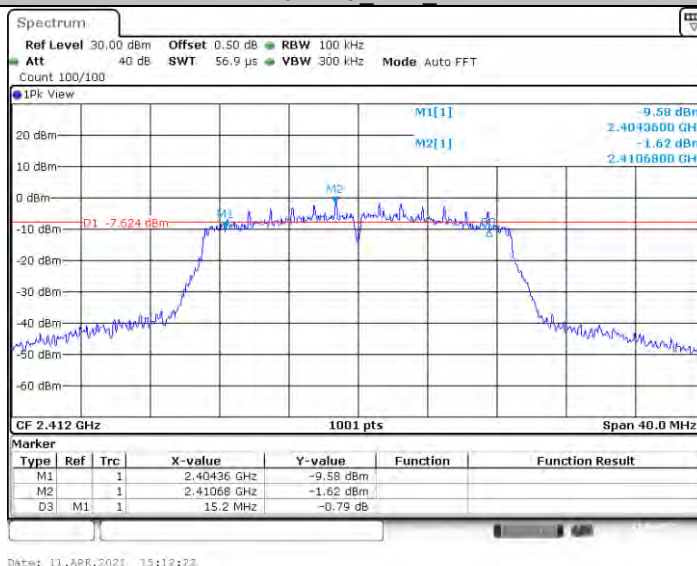
For anti-fake verification, please visit the official website of Certification and Accreditation Administration of the People's Republic of China : yz.cnca.cn



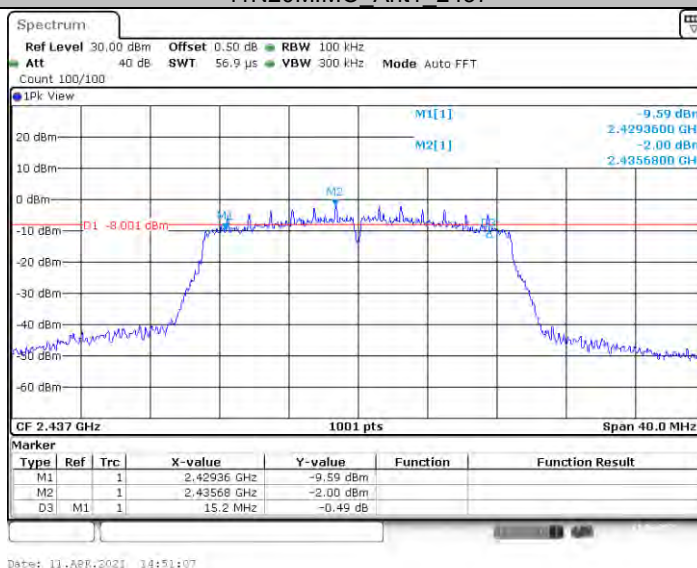
11N20MIMO_Ant1_2412



11N20MIMO_Ant2_2412



11N20MIMO_Ant1_2437



CTC Laboratories, Inc.

1-2/F., Building 2, Jiaquan Building, Guanlan High-Tech Park, Shenzhen, Guangdong, China

Tel.: (86)755-27521059

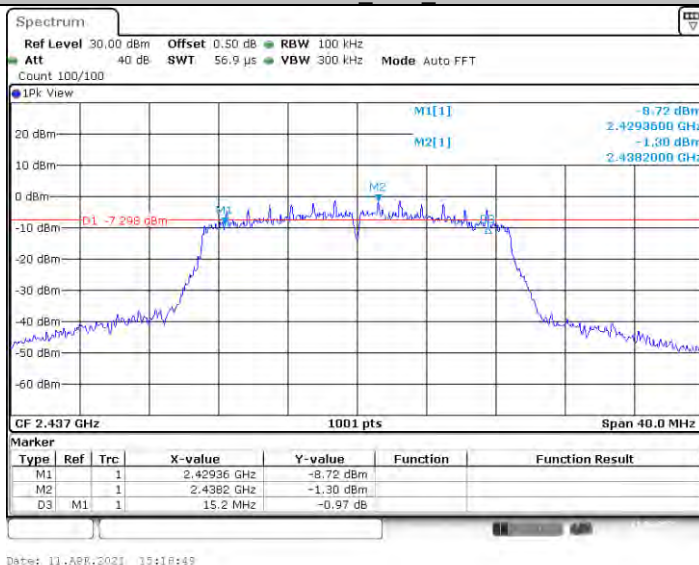
Fax: (86)755-27521011

Http://www.sz-ctc.org.cn

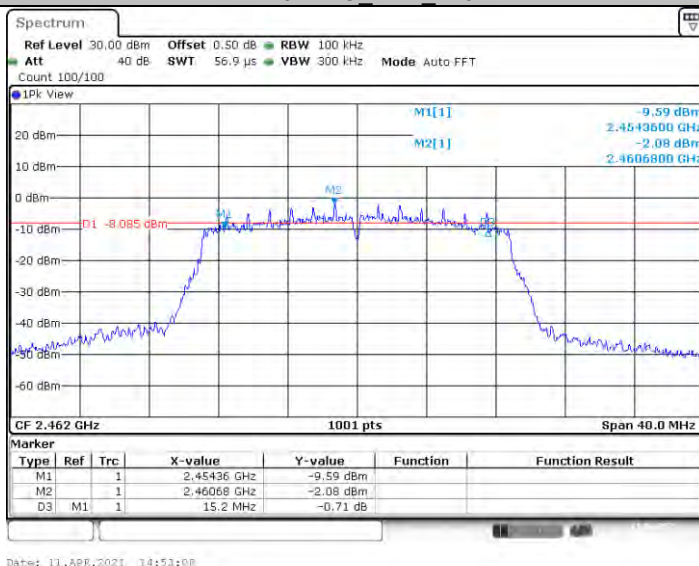
For anti-fake verification, please visit the official website of Certification and Accreditation Administration of the People's Republic of China : yz.cnca.cn



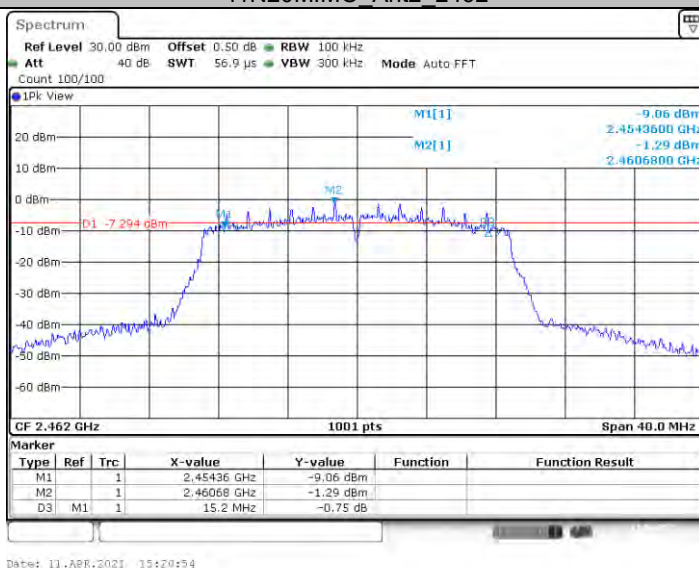
11N20MIMO_Ant2_2437



11N20MIMO_Ant1_2462



11N20MIMO_Ant2_2462



CTC Laboratories, Inc.

1-2/F., Building 2, Jiaquan Building, Guanlan High-Tech Park, Shenzhen, Guangdong, China

Tel.: (86)755-27521059

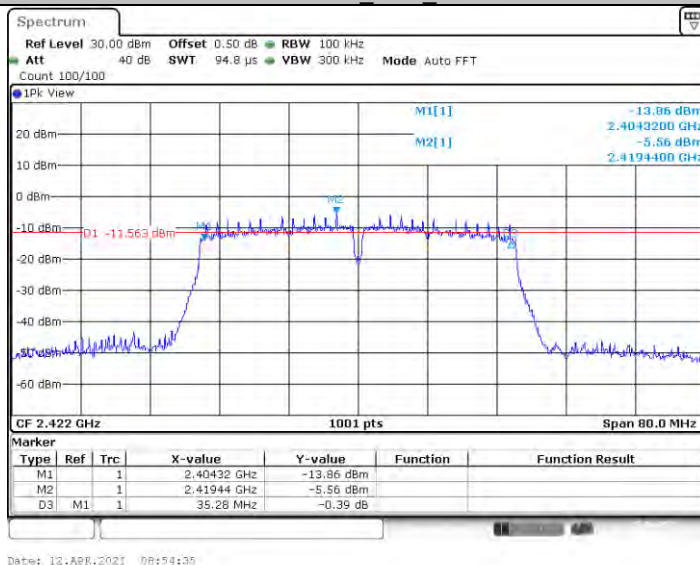
Fax: (86)755-27521011

Http://www.sz-ctc.org.cn

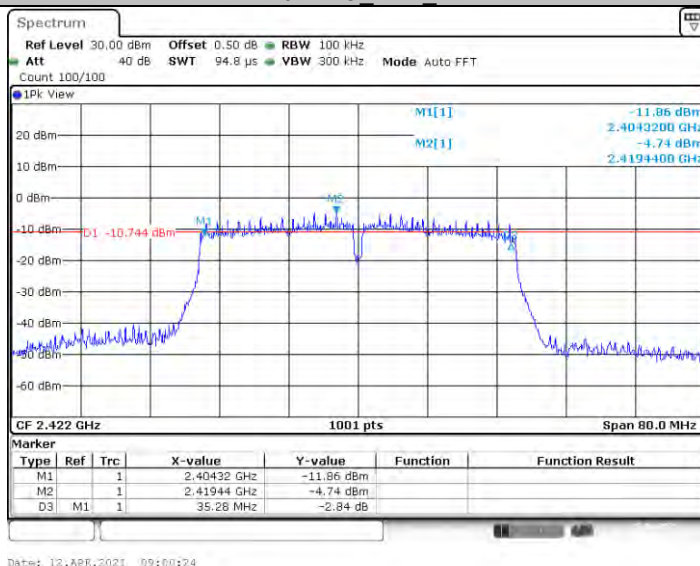
For anti-fake verification, please visit the official website of Certification and Accreditation Administration of the People's Republic of China : yz.cnca.cn



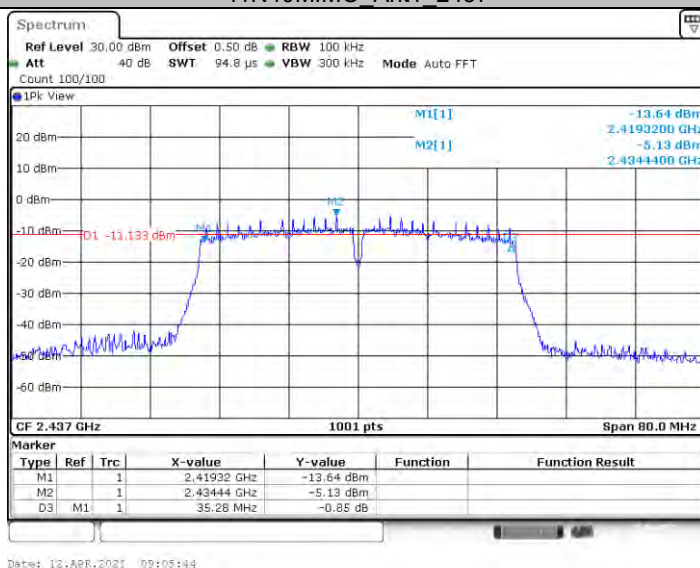
11N40MIMO_Ant1_2422



11N40MIMO_Ant2_2422



11N40MIMO_Ant1_2437



CTC Laboratories, Inc.

1-2/F., Building 2, Jiaquan Building, Guanlan High-Tech Park, Shenzhen, Guangdong, China

Tel.: (86)755-27521059

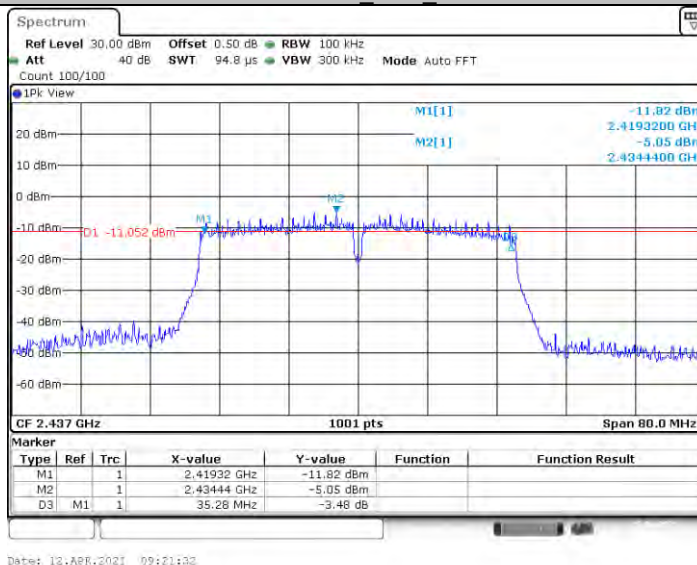
Fax: (86)755-27521011

Http://www.sz-ctc.org.cn

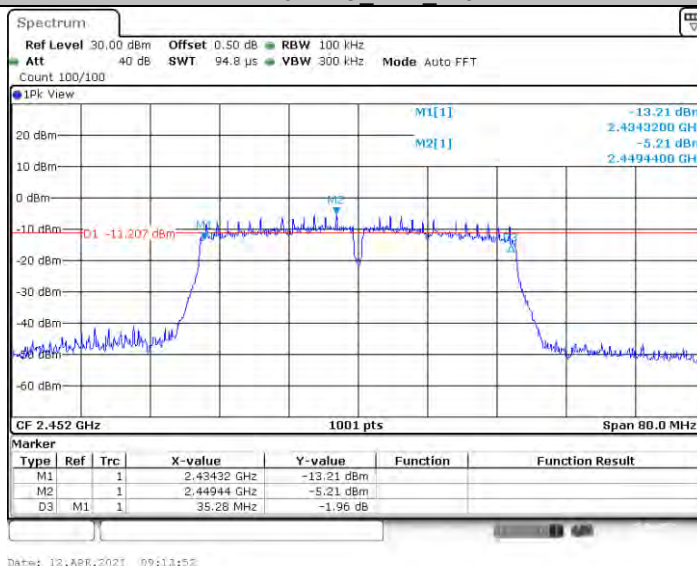
For anti-fake verification, please visit the official website of Certification and Accreditation Administration of the People's Republic of China : yz.cnca.cn



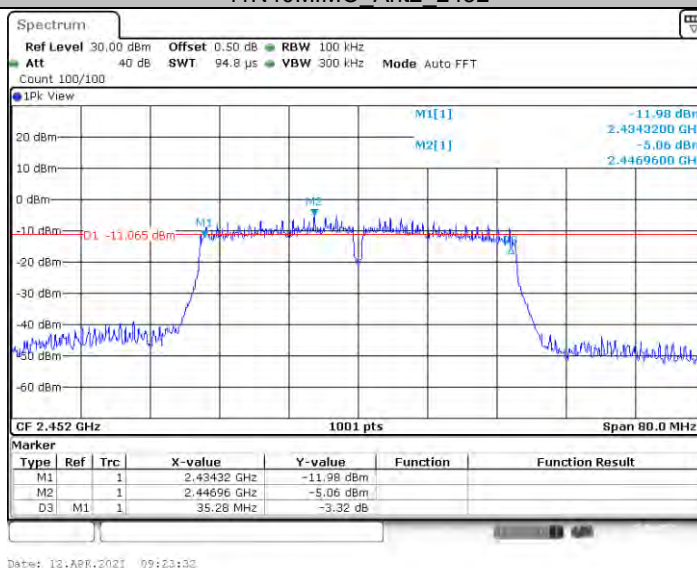
11N40MIMO_Ant2_2437



11N40MIMO_Ant1_2452



11N40MIMO_Ant2_2452



CTC Laboratories, Inc.

1-2/F., Building 2, Jiaquan Building, Guanlan High-Tech Park, Shenzhen, Guangdong, China

Tel.: (86)755-27521059

Fax: (86)755-27521011

Http://www.sz-ctc.org.cn



For anti-fake verification, please visit the official website of Certification and Accreditation Administration of the People's Republic of China : yz.cnca.cn



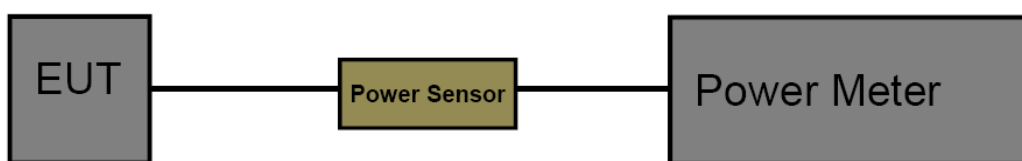
3.6. Peak Output Power

Limit

FCC CFR Title 47 Part 15 Subpart C Section 15.247 (b)(3)/ RSS-247 5.4:

Section	Test Item	Limit	Frequency Range(MHz)
CFR 47 FCC 15.247(b)(3)	Maximum conducted output power	1 Watt or 30dBm	2400~2483.5
ISED RSS-247 5.4 d	EIRP	4 Watt or 36dBm	2400~2483.5

Test Configuration



Test Procedure

1. The maximum conducted output power may be measured using a broadband Peak RF power meter.
2. Peak power measurements were performed only when the EUT was transmitting at its maximum power control level using a broadband power meter with a pulse sensor.
3. The power meter implemented triggering and gating capabilities which were set up such that power measurements were recorded only during the ON time of the transmitter.
4. Record the measurement data.

Test Mode

Please refer to the clause 2.4.

**Test Result**

Test Mode	Antenna	Frequency (MHz)	Result[dBm]	Limit[dBm]	Verdict
11B	Ant1	2412	16.92	<=30	PASS
	Ant2	2412	15.94	<=30	PASS
	Ant1	2437	16.96	<=30	PASS
	Ant2	2437	15.97	<=30	PASS
	Ant1	2462	16.77	<=30	PASS
	Ant2	2462	16.15	<=30	PASS
11G	Ant1	2412	17.35	<=30	PASS
	Ant2	2412	16.62	<=30	PASS
	Ant1	2437	17.30	<=30	PASS
	Ant2	2437	16.77	<=30	PASS
	Ant1	2462	17.29	<=30	PASS
	Ant2	2462	16.70	<=30	PASS
11N20MIMO	Ant1	2412	15.56	<=30	PASS
	Ant2	2412	15.88	<=30	PASS
	total	2412	18.70	<=30	PASS
	Ant1	2437	15.43	<=30	PASS
	Ant2	2437	16.13	<=30	PASS
	total	2437	18.80	<=30	PASS
	Ant1	2462	15.40	<=30	PASS
	Ant2	2462	16.16	<=30	PASS
	total	2462	18.80	<=30	PASS
11N40MIMO	Ant1	2422	15.04	<=30	PASS
	Ant2	2422	15.77	<=30	PASS
	total	2422	18.40	<=30	PASS
	Ant1	2437	15.22	<=30	PASS
	Ant2	2437	15.40	<=30	PASS
	total	2437	18.30	<=30	PASS
	Ant1	2452	15.09	<=30	PASS
	Ant2	2452	15.40	<=30	PASS
	total	2452	18.30	<=30	PASS

Note: Test results increased RF cable loss by 0.5dB.



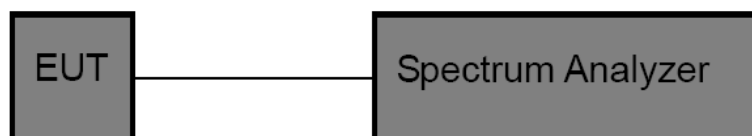
3.7. Power Spectral Density

Limit

FCC CFR Title 47 Part 15 Subpart C Section 15.247 (e)/ RSS-247 5.2 b:

Test Item	Limit	Frequency Range(MHz)
Power Spectral Density	8dBm(in any 3 kHz)	2400~2483.5

Test Configuration



Test Procedure

1. The EUT was directly connected to the spectrum analyzer and antenna output port as show in the block diagram above.
2. The EUT was directly connected to the Spectrum Analyzer and antenna output port as show in the block diagram above. The measurement according to section 10.2 of KDB 558074 D01 DTS Meas Guidance v05r02.
3. Spectrum Setting:
Set analyzer center frequency to DTS channel center frequency.
Set the span to 1.5 times the DTS bandwidth.
Set the RBW to: 3 kHz
Set the VBW to: 10 kHz
Detector: PK
Sweep time: Auto
Allow trace to fully stabilize. Then use the peak marker function to determine the maximum amplitude level.

Test Mode

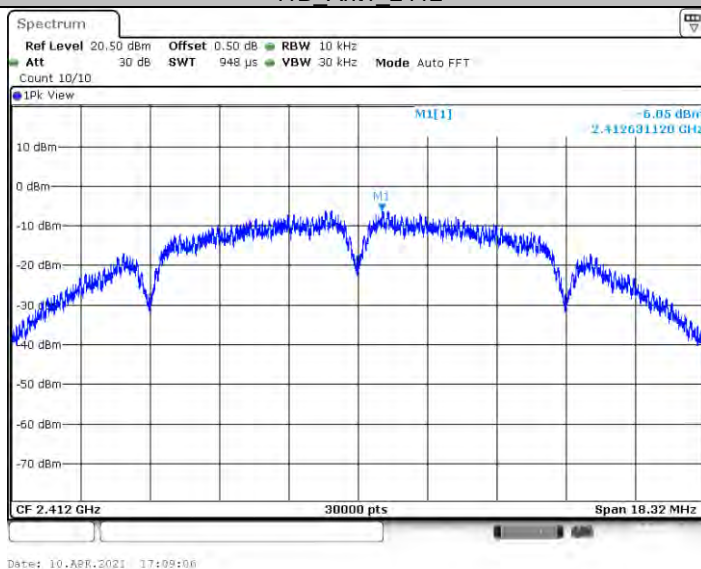
Please refer to the clause 2.4.

**Test Result**

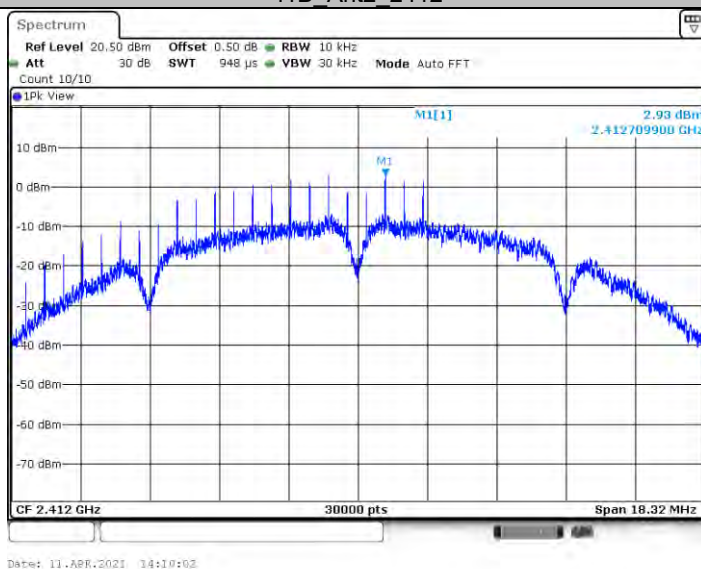
Test Mode	Antenna	Frequency (MHz)	Result[dBm/3-100kHz]	Limit[dBm/3kHz]	Verdict
11B	Ant1	2412	-6.05	<=8	PASS
	Ant2	2412	2.93	<=8	PASS
	Ant1	2437	-6.24	<=8	PASS
	Ant2	2437	3.26	<=8	PASS
	Ant1	2462	1.45	<=8	PASS
	Ant2	2462	1.01	<=8	PASS
11G	Ant1	2412	-10.20	<=8	PASS
	Ant2	2412	-12.06	<=8	PASS
	Ant1	2437	-10.58	<=8	PASS
	Ant2	2437	-10.38	<=8	PASS
	Ant1	2462	-10.68	<=8	PASS
	Ant2	2462	-10.65	<=8	PASS
11N20MIMO	Ant1	2412	-11.66	<=8	PASS
	Ant2	2412	-12.30	<=8	PASS
	total	2412	-8.96	<=8	PASS
	Ant1	2437	-11.00	<=8	PASS
	Ant2	2437	-11.96	<=8	PASS
	total	2437	-8.44	<=8	PASS
	Ant1	2462	-12.74	<=8	PASS
	Ant2	2462	-11.08	<=8	PASS
	total	2462	-8.82	<=8	PASS
11N40MIMO	Ant1	2422	-16.08	<=8	PASS
	Ant2	2422	-15.11	<=8	PASS
	total	2422	-12.56	<=8	PASS
	Ant1	2437	-15.12	<=8	PASS
	Ant2	2437	-15.60	<=8	PASS
	total	2437	-12.34	<=8	PASS
	Ant1	2452	-15.69	<=8	PASS
	Ant2	2452	-15.09	<=8	PASS
	total	2452	-12.37	<=8	PASS



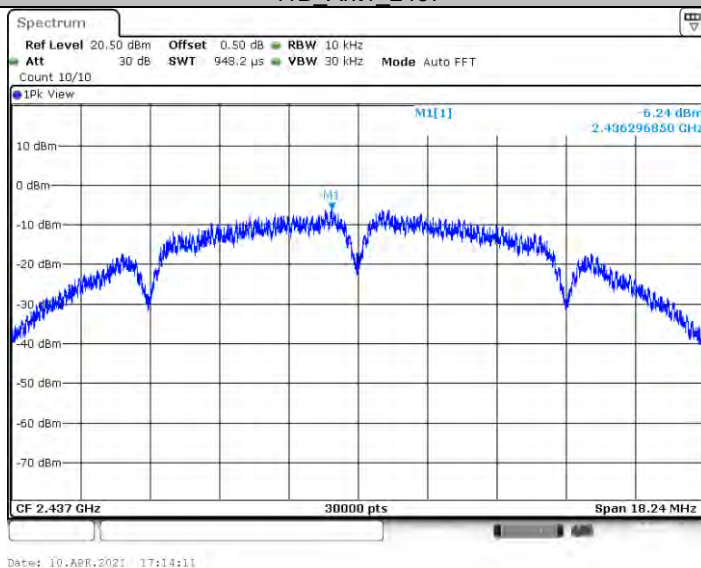
11B_Ant1_2412



11B_Ant2_2412



11B_Ant1_2437



CTC Laboratories, Inc.

1-2/F., Building 2, Jiaquan Building, Guanlan High-Tech Park, Shenzhen, Guangdong, China

Tel.: (86)755-27521059

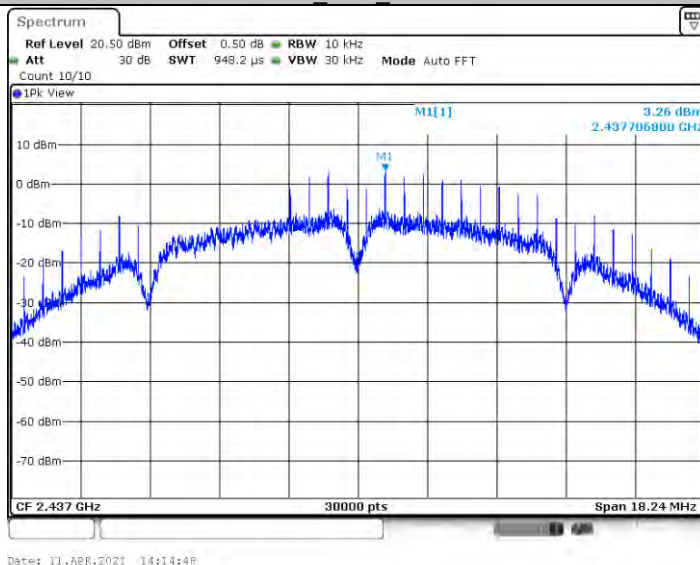
Fax: (86)755-27521011

Http://www.sz-ctc.org.cn

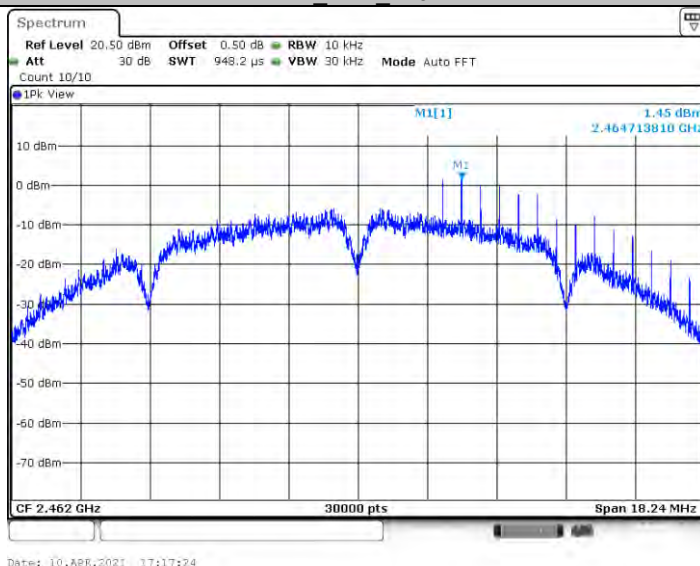
For anti-fake verification, please visit the official website of Certification and Accreditation Administration of the People's Republic of China : yz.cnca.cn



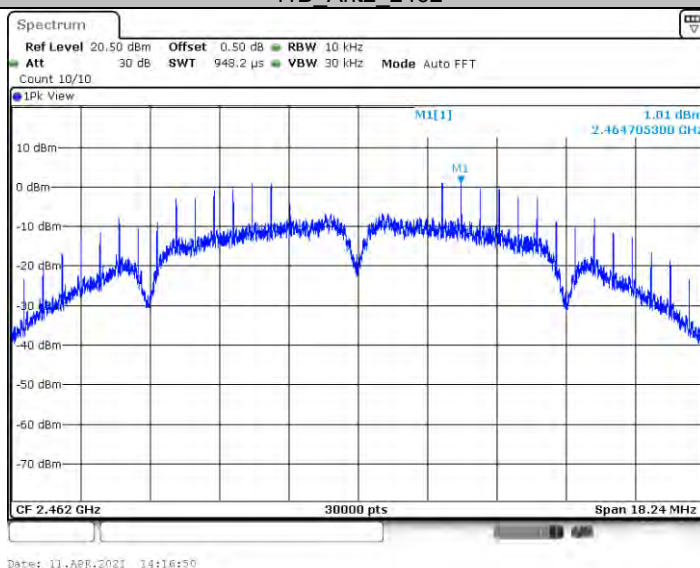
11B_Ant2_2437



11B_Ant1_2462



11B_Ant2_2462



CTC Laboratories, Inc.

1-2/F., Building 2, Jiaquan Building, Guanlan High-Tech Park, Shenzhen, Guangdong, China

Tel.: (86)755-27521059

Fax: (86)755-27521011

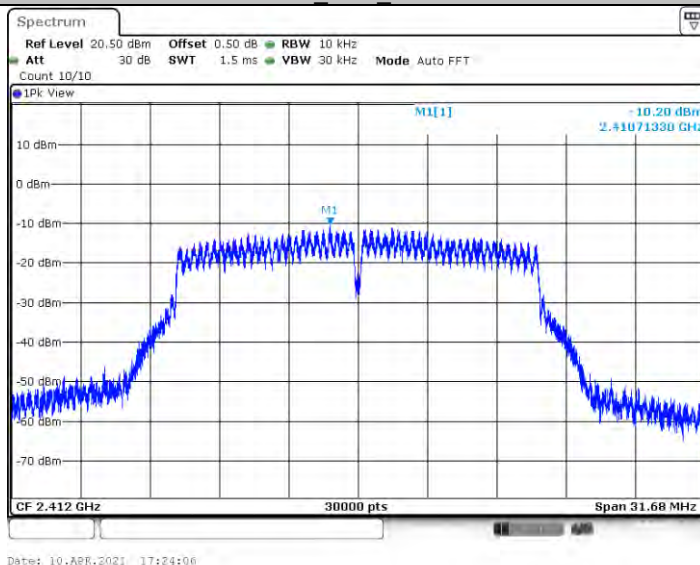
Http://www.sz-ctc.org.cn



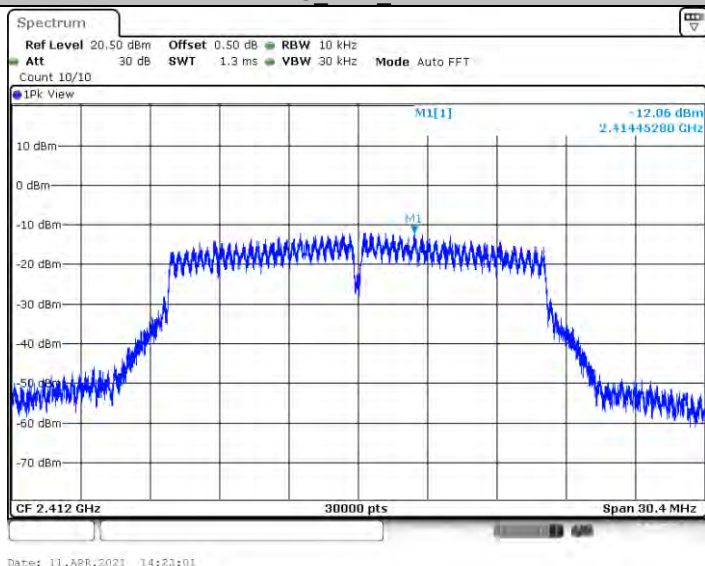
For anti-fake verification, please visit the official website of Certification and Accreditation Administration of the People's Republic of China : yz.cnca.cn



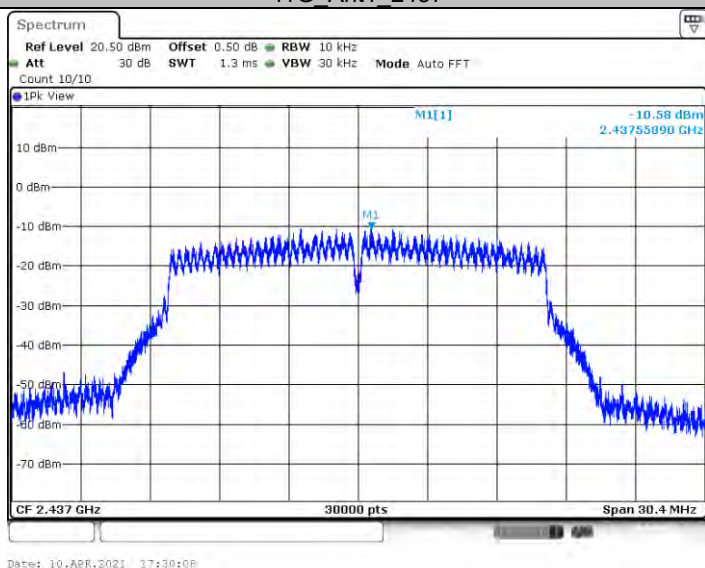
11G_Ant1_2412



11G_Ant2_2412



11G_Ant1_2437



CTC Laboratories, Inc.

1-2/F., Building 2, Jiaquan Building, Guanlan High-Tech Park, Shenzhen, Guangdong, China

Tel.: (86)755-27521059

Fax: (86)755-27521011

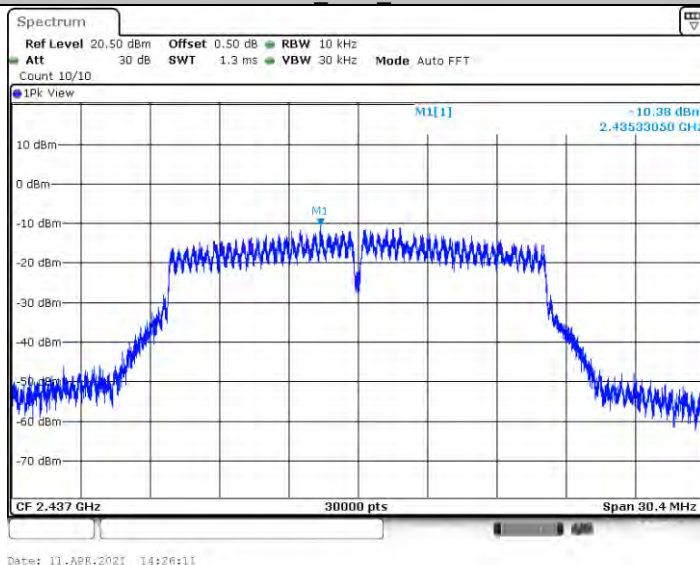
Http://www.sz-ctc.org.cn



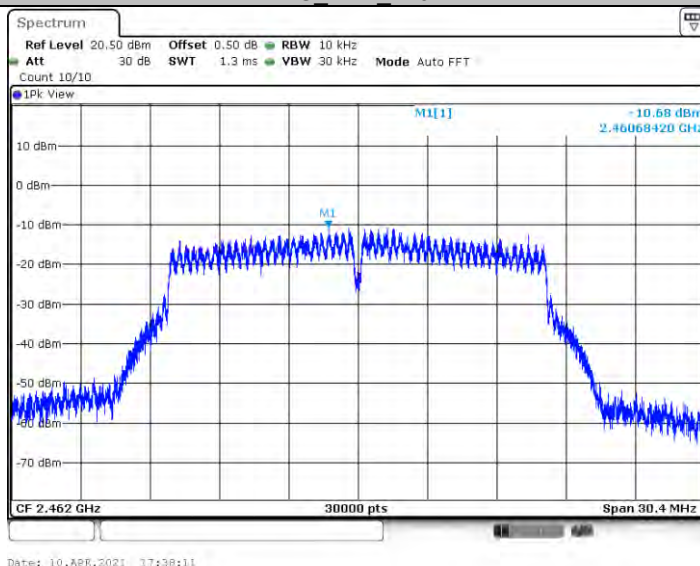
For anti-fake verification, please visit the official website of Certification and Accreditation Administration of the People's Republic of China : yz.cnca.cn



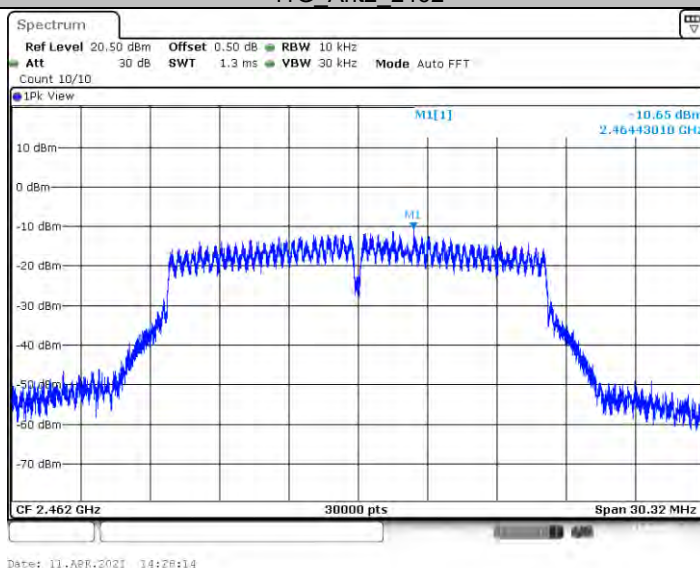
11G_Ant2_2437



11G_Ant1_2462



11G_Ant2_2462



CTC Laboratories, Inc.

1-2/F., Building 2, Jiaquan Building, Guanlan High-Tech Park, Shenzhen, Guangdong, China

Tel.: (86)755-27521059

Fax: (86)755-27521011

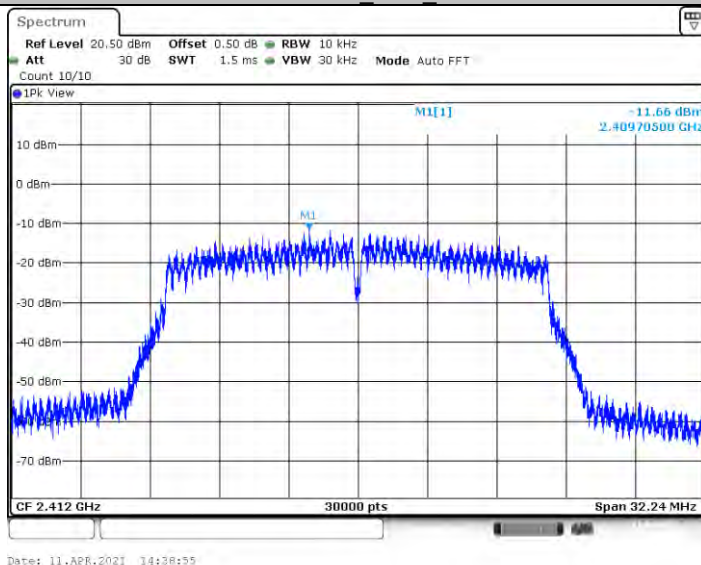
Http://www.sz-ctc.org.cn



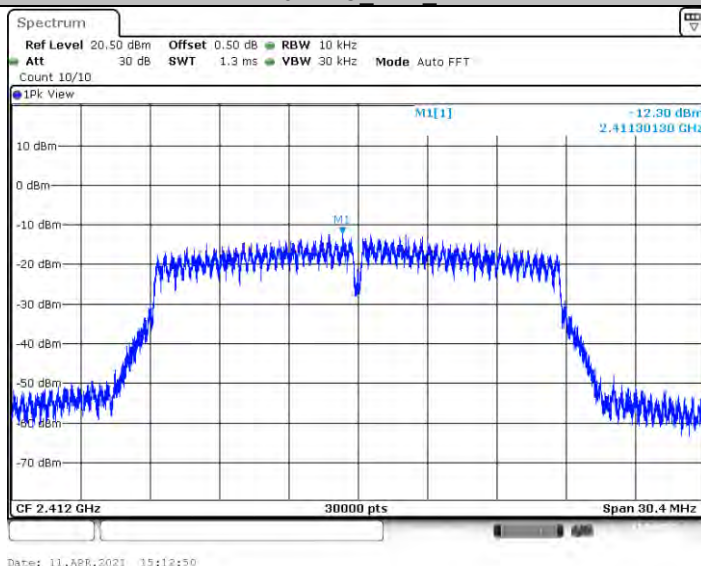
For anti-fake verification, please visit the official website of Certification and Accreditation Administration of the People's Republic of China : yz.cnca.cn



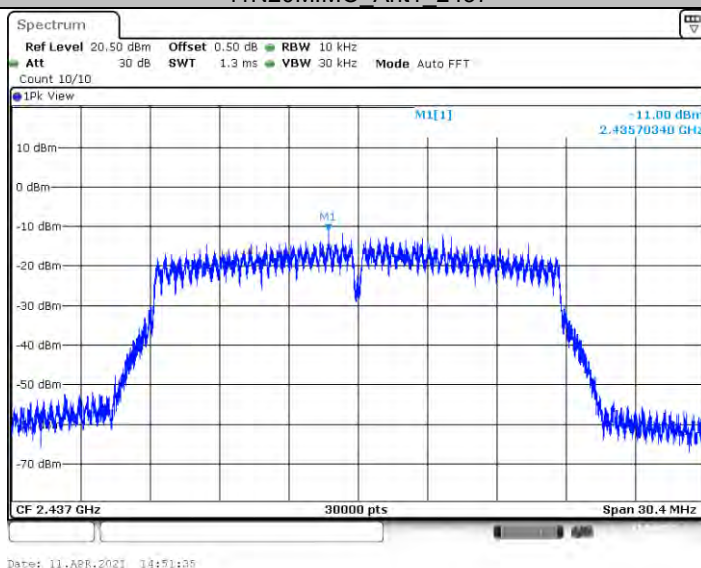
11N20MIMO_Ant1_2412



11N20MIMO_Ant2_2412



11N20MIMO_Ant1_2437



CTC Laboratories, Inc.

1-2/F., Building 2, Jiaquan Building, Guanlan High-Tech Park, Shenzhen, Guangdong, China

Tel.: (86)755-27521059

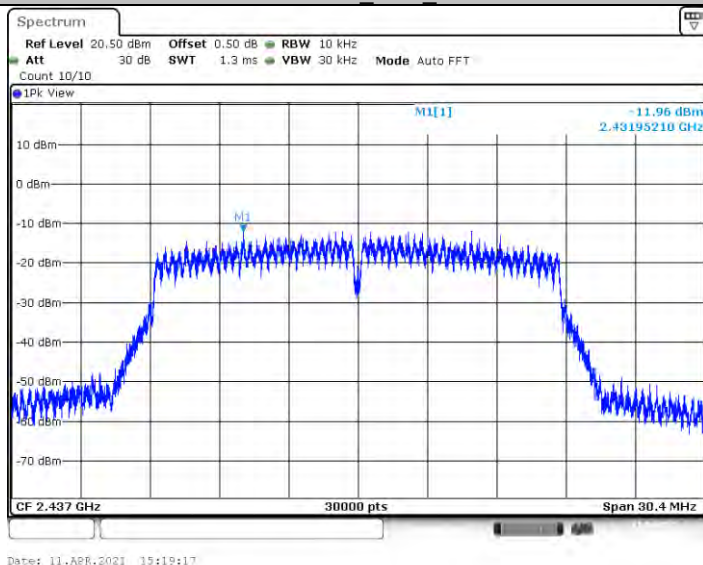
Fax: (86)755-27521011

Http://www.sz-ctc.org.cn

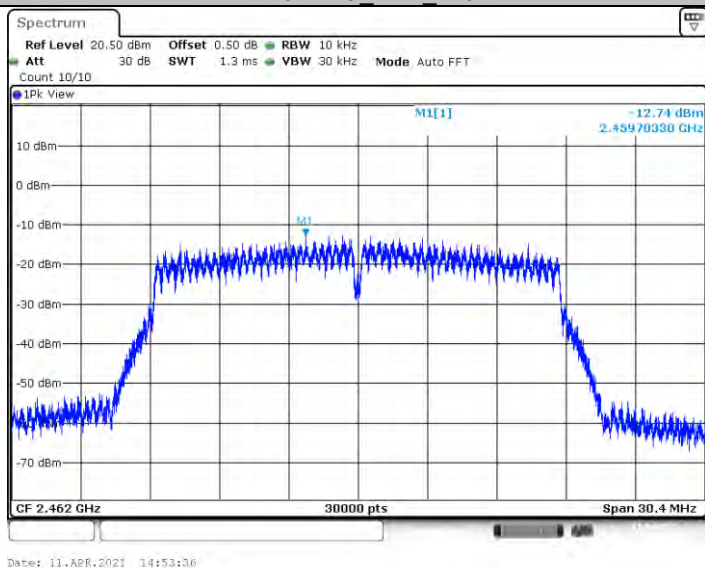
For anti-fake verification, please visit the official website of Certification and Accreditation Administration of the People's Republic of China : yz.cnca.cn



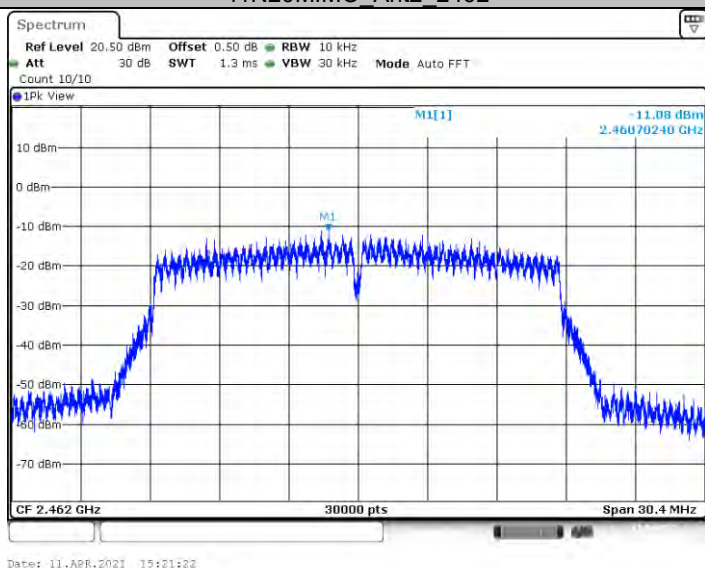
11N20MIMO_Ant2_2437



11N20MIMO_Ant1_2462



11N20MIMO_Ant2_2462



CTC Laboratories, Inc.

1-2/F., Building 2, Jiaquan Building, Guanlan High-Tech Park, Shenzhen, Guangdong, China

Tel.: (86)755-27521059

Fax: (86)755-27521011

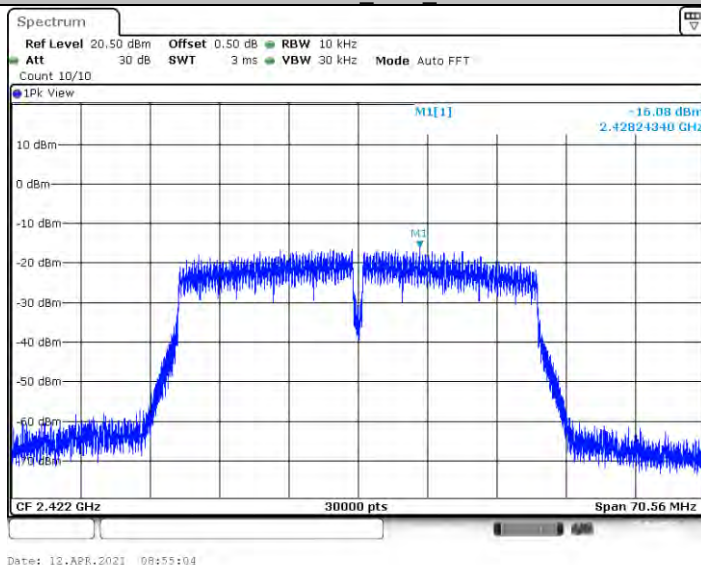
Http://www.sz-ctc.org.cn



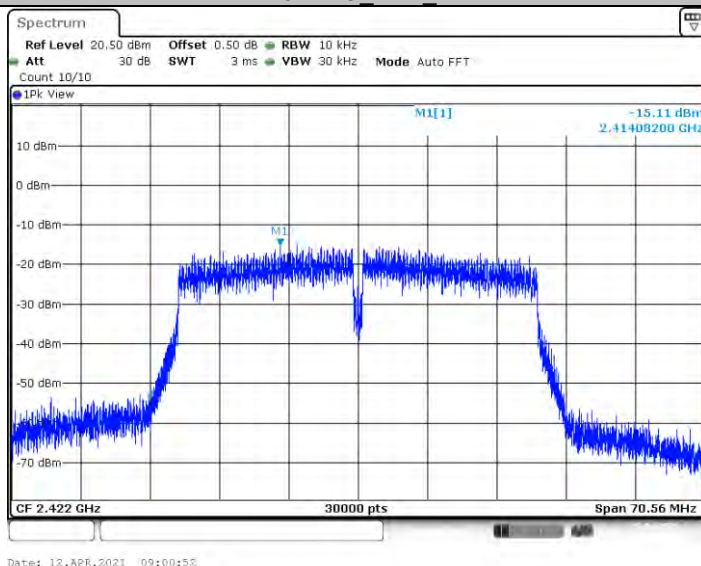
For anti-fake verification, please visit the official website of Certification and Accreditation Administration of the People's Republic of China : yz.cnca.cn



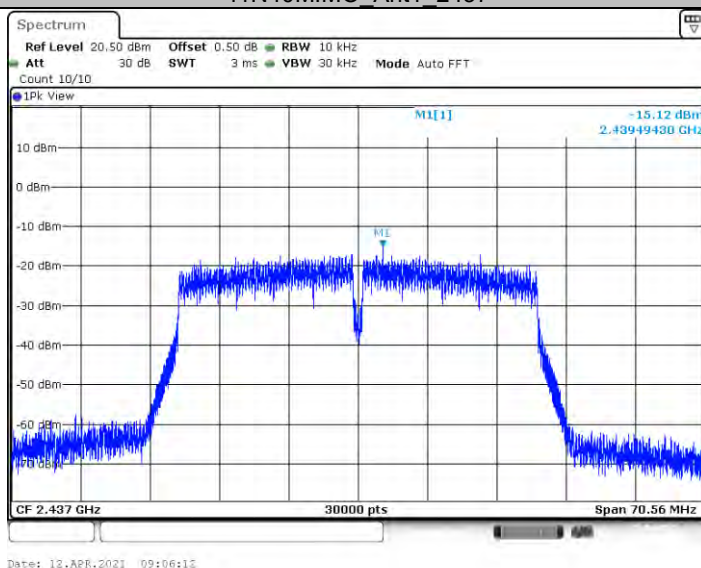
11N40MIMO_Ant1_2422



11N40MIMO_Ant2_2422



11N40MIMO_Ant1_2437



CTC Laboratories, Inc.

1-2/F., Building 2, Jiaquan Building, Guanlan High-Tech Park, Shenzhen, Guangdong, China

Tel.: (86)755-27521059

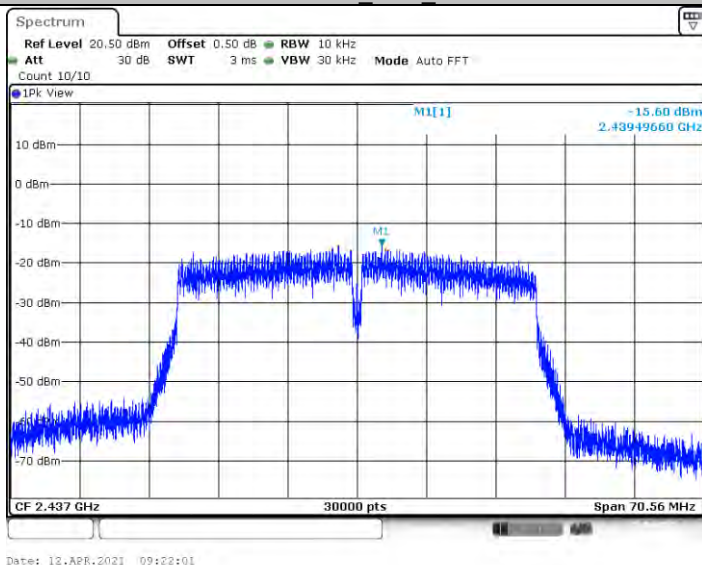
Fax: (86)755-27521011

Http://www.sz-ctc.org.cn

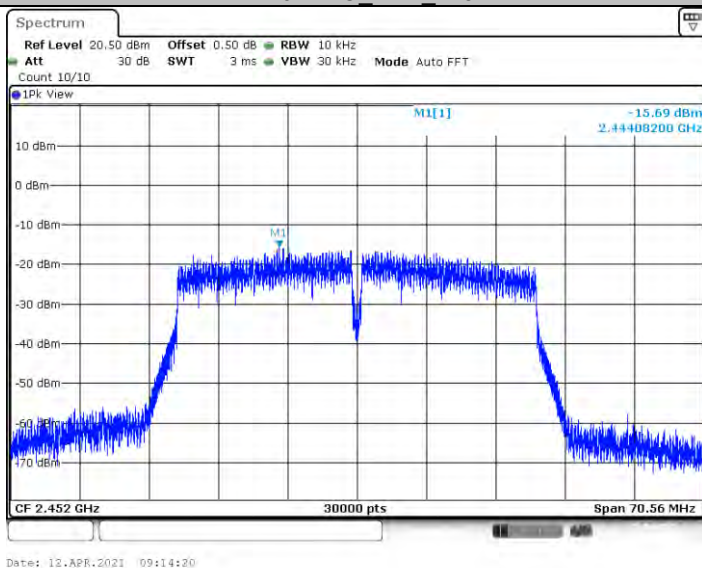
中国国家认证认可监督管理委员会
Certification and Accreditation Administration of the People's Republic of ChinaFor anti-fake verification, please visit the official website of Certification and Accreditation Administration of the People's Republic of China : yz.cnca.cn



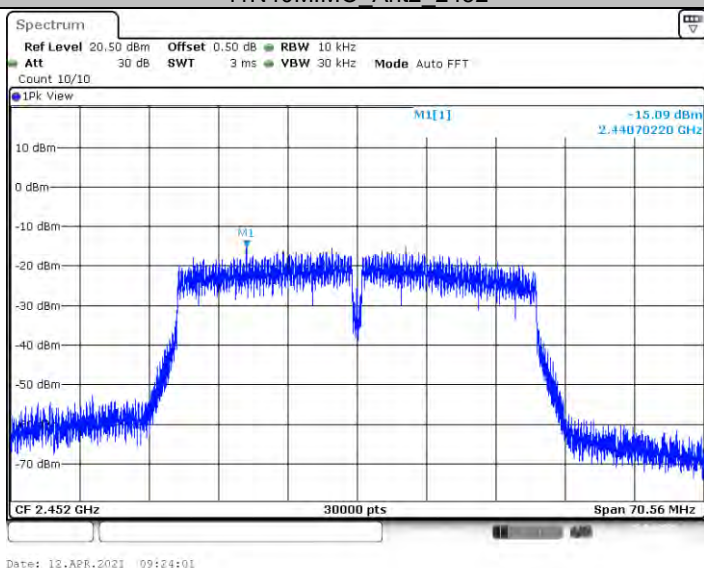
11N40MIMO_Ant2_2437



11N40MIMO_Ant1_2452



11N40MIMO_Ant2_2452



CTC Laboratories, Inc.

1-2/F., Building 2, Jiaquan Building, Guanlan High-Tech Park, Shenzhen, Guangdong, China

Tel.: (86)755-27521059

Fax: (86)755-27521011

Http://www.sz-ctc.org.cn



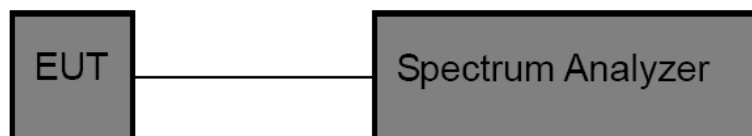
For anti-fake verification, please visit the official website of Certification and Accreditation Administration of the People's Republic of China : yz.cnca.cn

3.8. Duty Cycle

Limit

None, for report purposes only.

Test Configuration



Test Procedure

1. The EUT was directly connected to the spectrum analyzer and antenna output port as show in the block diagram above.
2. The EUT was directly connected to the Spectrum Analyzer and antenna output port as show in the block diagram above. The measurement according to section 10.2 of KDB 558074 D01 DTS Meas Guidance v05r02.
3. Spectrum Setting:
Set analyzer center frequency to DTS channel center frequency.
Set the span to 0Hz
Set the RBW to 10MHz
Set the VBW to 10MHz
Detector: peak
Sweep time: auto
Allow trace to fully stabilize. Then use the peak marker function to determine the maximum amplitude level.

Test Mode

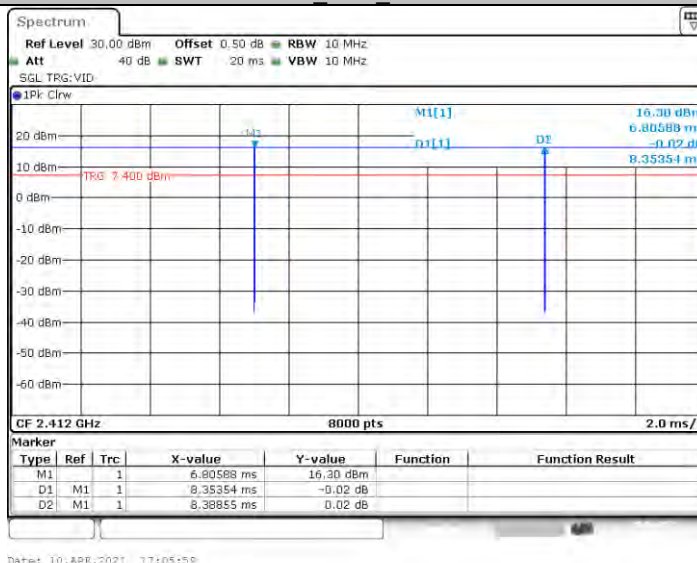
Please refer to the clause 2.4.

**Test Result**

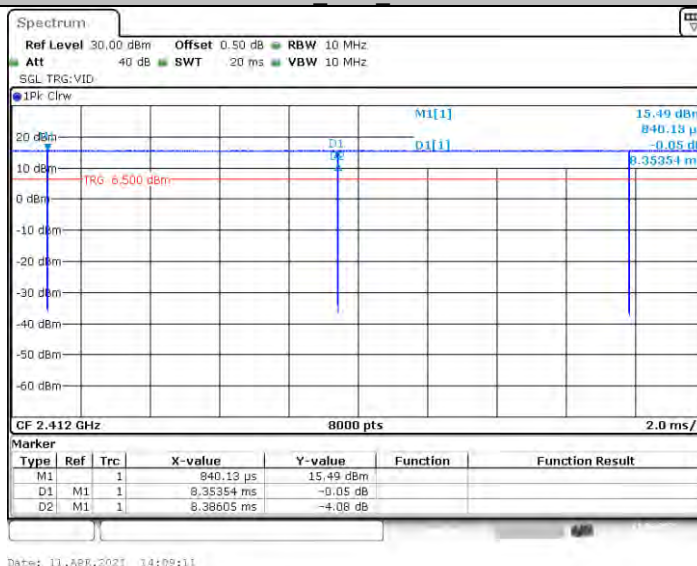
Test Mode	Antenna	Frequency (MHz)	Transmission Duration [ms]	Transmission Period [ms]	Duty Cycle [%]	1/T Minimum VBW (kHz)	Final setting For VBW (kHz)
11B	Ant1	2412	8.35	8.39	99.58	0.12	1.00
	Ant2	2412	8.35	8.39	99.61	0.12	1.00
	Ant1	2437	8.35	8.39	99.61	0.12	1.00
	Ant2	2437	8.35	8.39	99.58	0.12	1.00
	Ant1	2462	8.35	8.39	99.58	0.12	1.00
	Ant2	2462	8.35	8.39	99.61	0.12	1.00
11G	Ant1	2412	1.38	1.42	97.36	0.72	1.00
	Ant2	2412	1.38	1.42	97.35	0.72	1.00
	Ant1	2437	1.38	1.42	97.36	0.72	1.00
	Ant2	2437	1.38	1.42	97.27	0.72	1.00
	Ant1	2462	1.38	1.42	97.35	0.72	1.00
	Ant2	2462	1.38	1.42	97.36	0.72	1.00
11N20MIMO	Ant1	2412	1.29	1.33	97.18	0.78	1.00
	Ant2	2412	1.29	1.33	97.18	0.78	1.00
	Ant1	2437	1.29	1.33	97.18	0.78	1.00
	Ant2	2437	1.29	1.33	97.18	0.78	1.00
	Ant1	2462	1.29	1.33	97.17	0.78	1.00
	Ant2	2462	1.29	1.33	97.18	0.78	1.00
11N40MIMO	Ant1	2422	0.64	0.68	94.48	1.56	2.00
	Ant2	2422	0.64	0.68	94.48	1.56	2.00
	Ant1	2437	0.64	0.68	94.48	1.56	2.00
	Ant2	2437	0.64	0.68	94.48	1.56	2.00
	Ant1	2452	0.64	0.68	94.66	1.56	2.00
	Ant2	2452	0.64	0.68	94.48	1.56	2.00



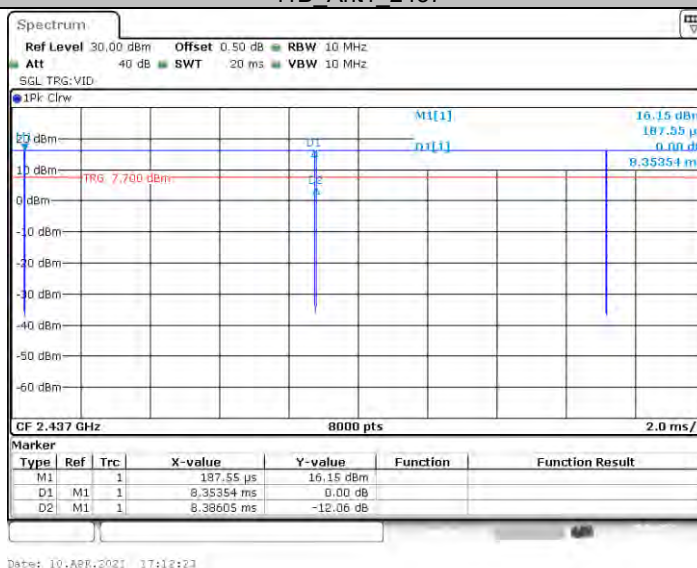
11B_Ant1_2412



11B_Ant2_2412



11B_Ant1_2437



CTC Laboratories, Inc.

1-2/F., Building 2, Jiaquan Building, Guanlan High-Tech Park, Shenzhen, Guangdong, China

Tel.: (86)755-27521059

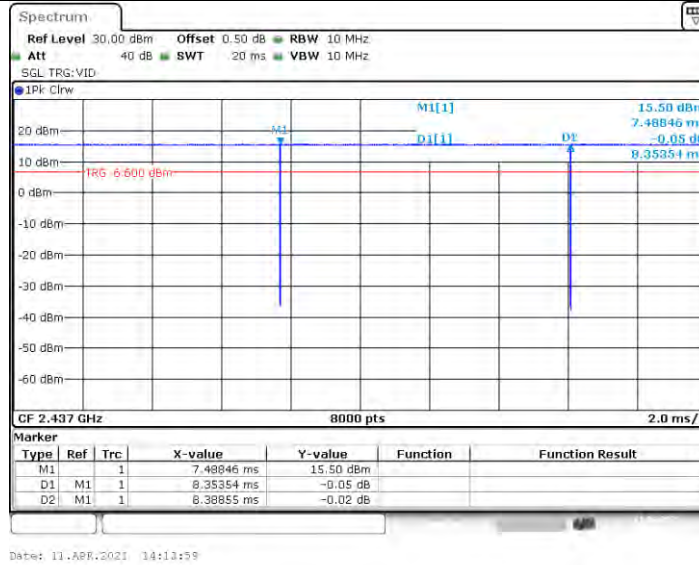
Fax: (86)755-27521011

Http://www.sz-ctc.org.cn

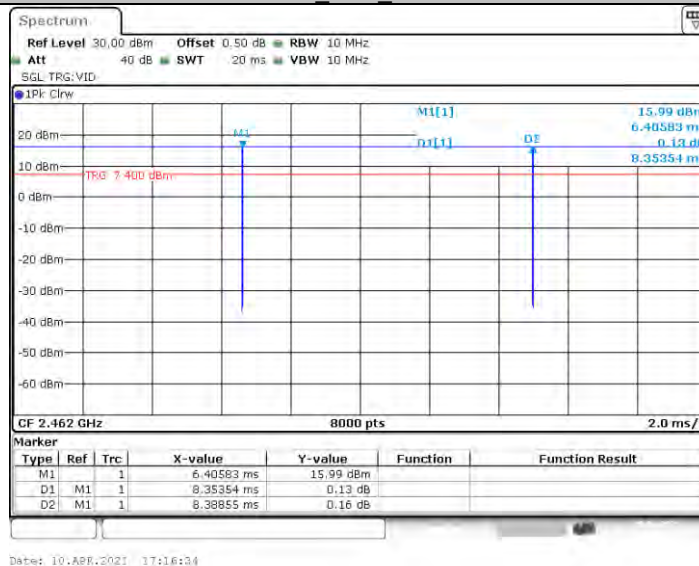
For anti-fake verification, please visit the official website of Certification and Accreditation Administration of the People's Republic of China : yz.cnca.cn



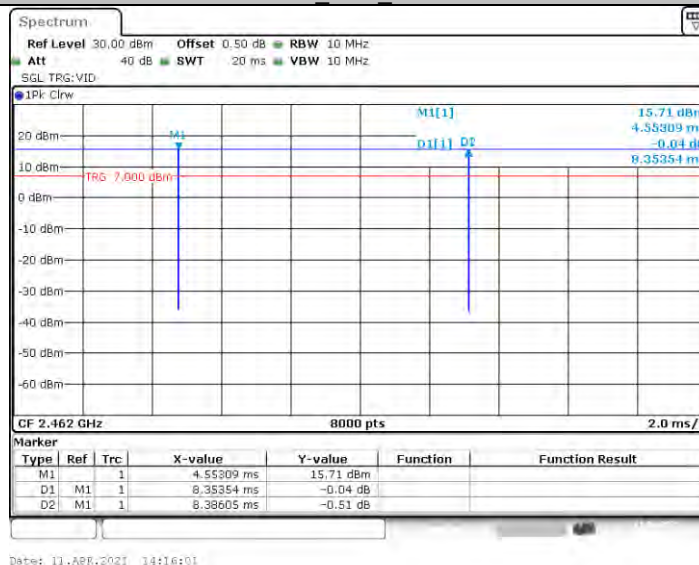
11B_Ant2_2437



11B_Ant1_2462



11B_Ant2_2462



CTC Laboratories, Inc.

1-2/F., Building 2, Jiaquan Building, Guanlan High-Tech Park, Shenzhen, Guangdong, China

Tel.: (86)755-27521059

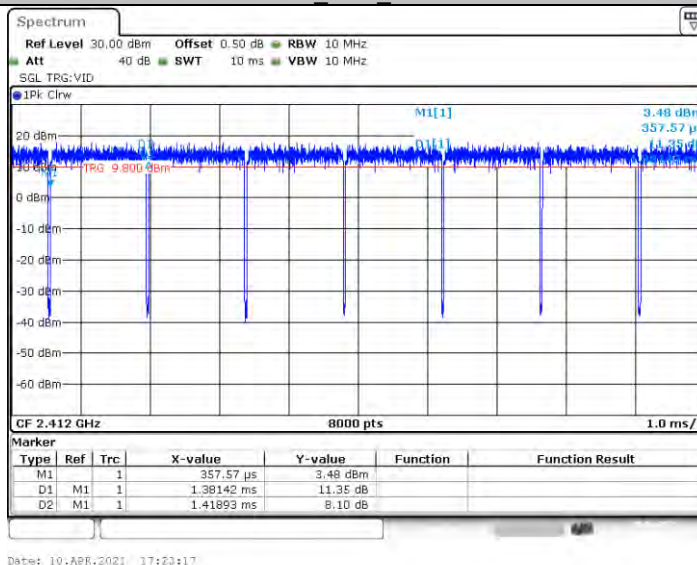
Fax: (86)755-27521011

Http://www.sz-ctc.org.cn

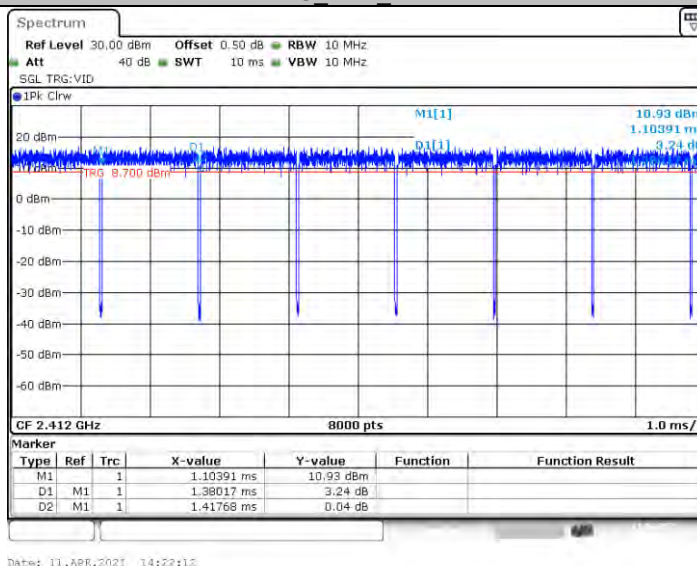
For anti-fake verification, please visit the official website of Certification and Accreditation Administration of the People's Republic of China : yz.cnca.cn



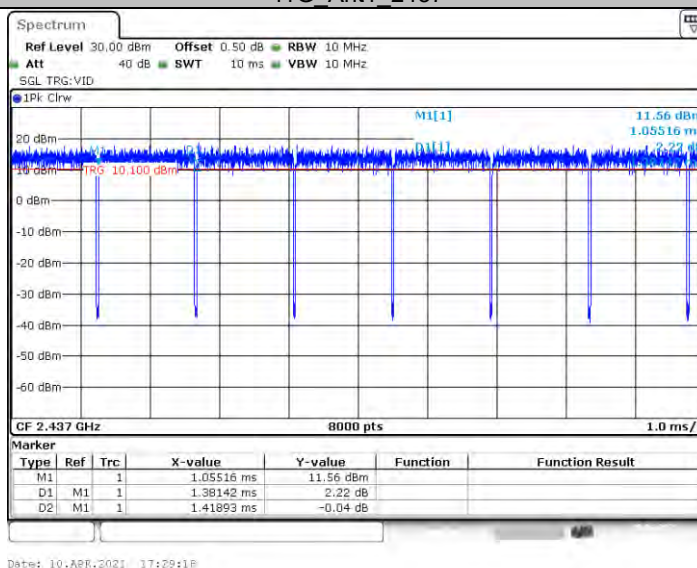
11G_Ant1_2412



11G_Ant2_2412



11G_Ant1_2437



CTC Laboratories, Inc.

1-2/F., Building 2, Jiaquan Building, Guanlan High-Tech Park, Shenzhen, Guangdong, China

Tel.: (86)755-27521059

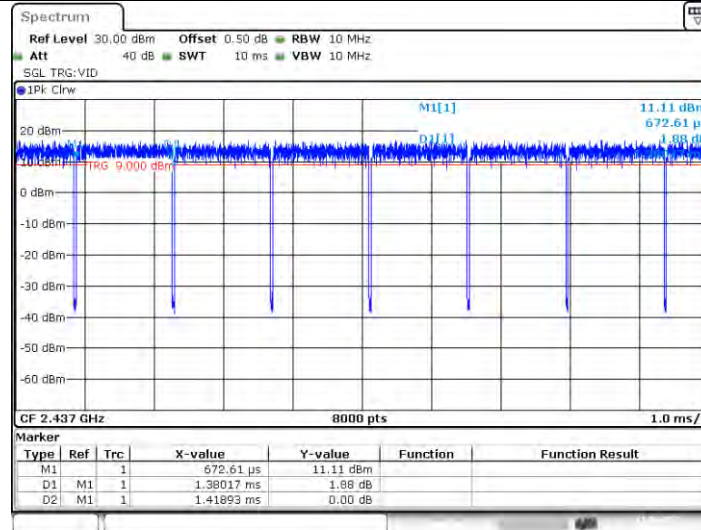
Fax: (86)755-27521011

Http://www.sz-ctc.org.cn

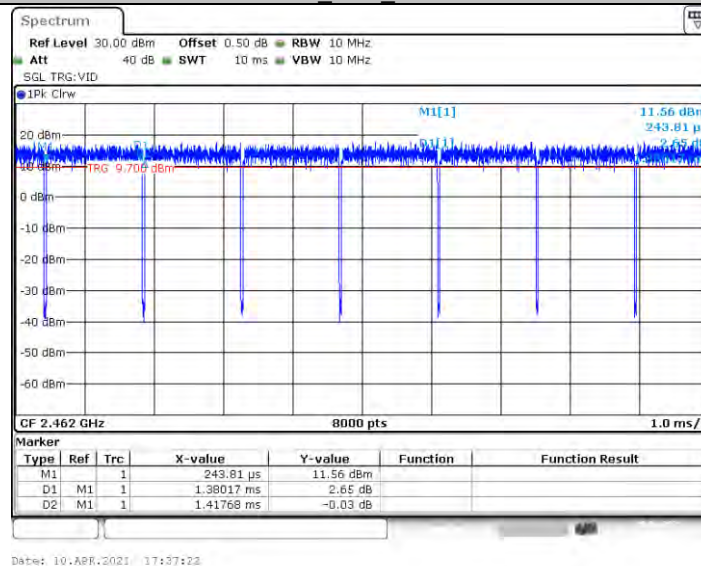
For anti-fake verification, please visit the official website of Certification and Accreditation Administration of the People's Republic of China : yz.cnca.cn



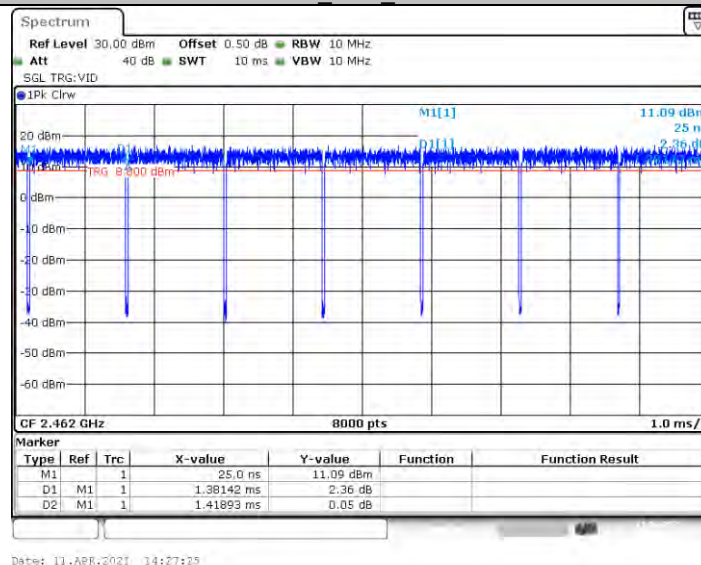
11G_Ant2_2437



11G_Ant1_2462



11G_Ant2_2462



CTC Laboratories, Inc.

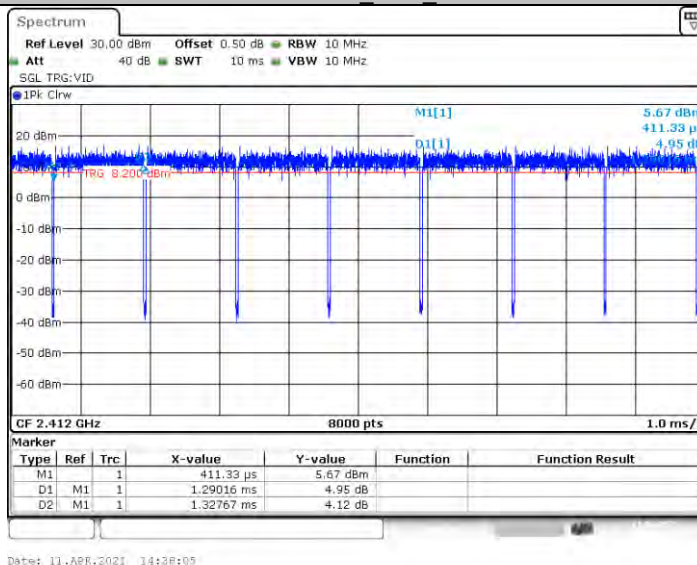
1-2/F., Building 2, Jiaquan Building, Guanlan High-Tech Park, Shenzhen, Guangdong, China
Tel.: (86)755-27521059

Fax: (86)755-27521011 Http://www.sz-ctc.org.cn

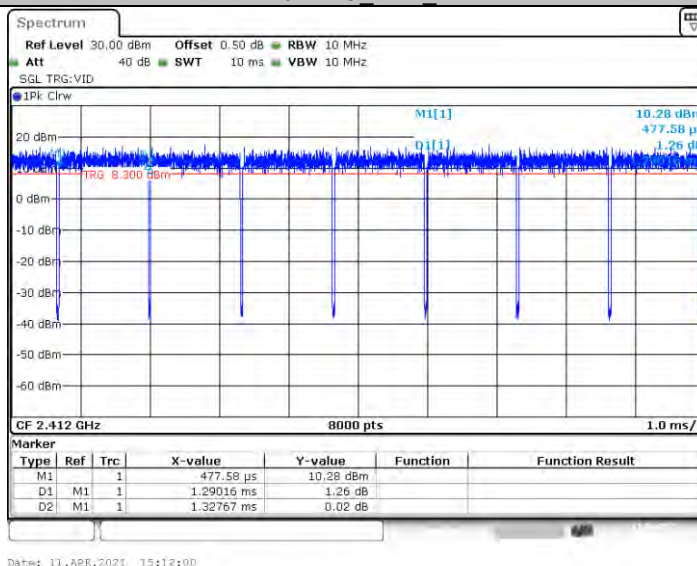
For anti-fake verification, please visit the official website of Certification and Accreditation Administration of the People's Republic of China : yz.cnca.cn



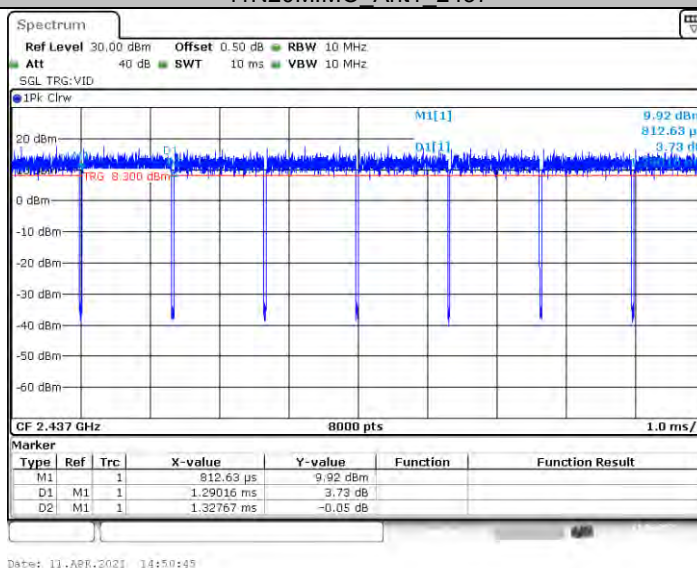
11N20MIMO_Ant1_2412



11N20MIMO_Ant2_2412



11N20MIMO_Ant1_2437



CTC Laboratories, Inc.

1-2/F., Building 2, Jiaquan Building, Guanlan High-Tech Park, Shenzhen, Guangdong, China

Tel.: (86)755-27521059

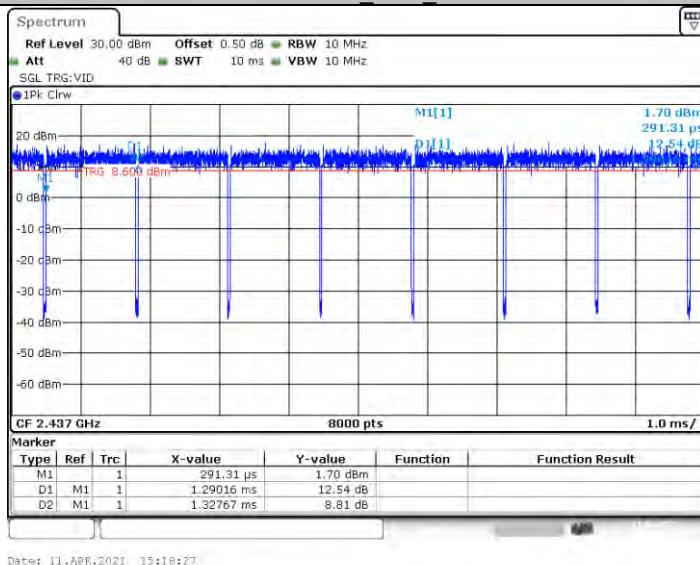
Fax: (86)755-27521011

Http://www.sz-ctc.org.cn

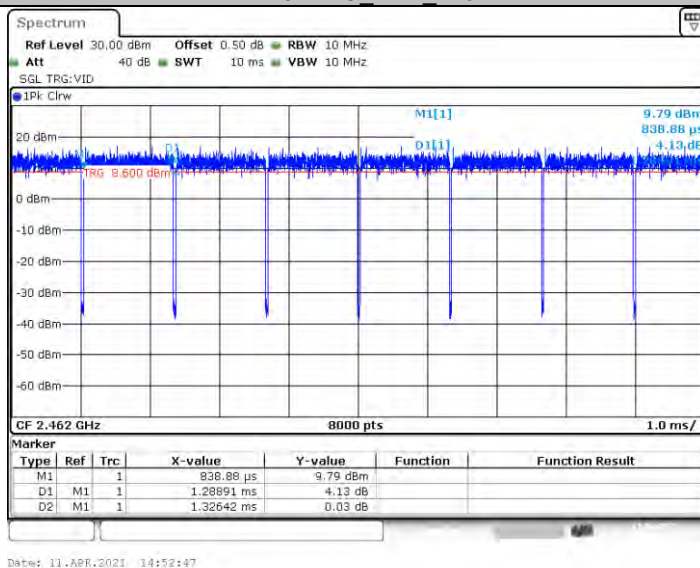
For anti-fake verification, please visit the official website of Certification and Accreditation Administration of the People's Republic of China : yz.cnca.cn



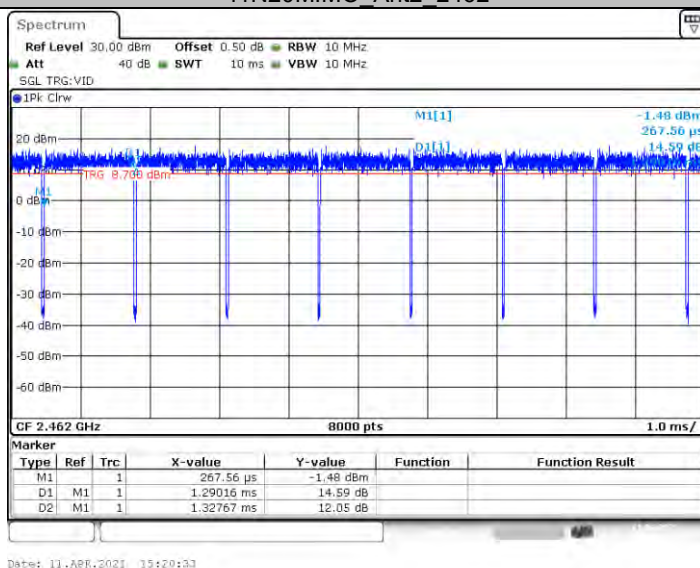
11N20MIMO_Ant2_2437



11N20MIMO_Ant1_2462



11N20MIMO_Ant2_2462



CTC Laboratories, Inc.

1-2/F., Building 2, Jiaquan Building, Guanlan High-Tech Park, Shenzhen, Guangdong, China

Tel.: (86)755-27521059

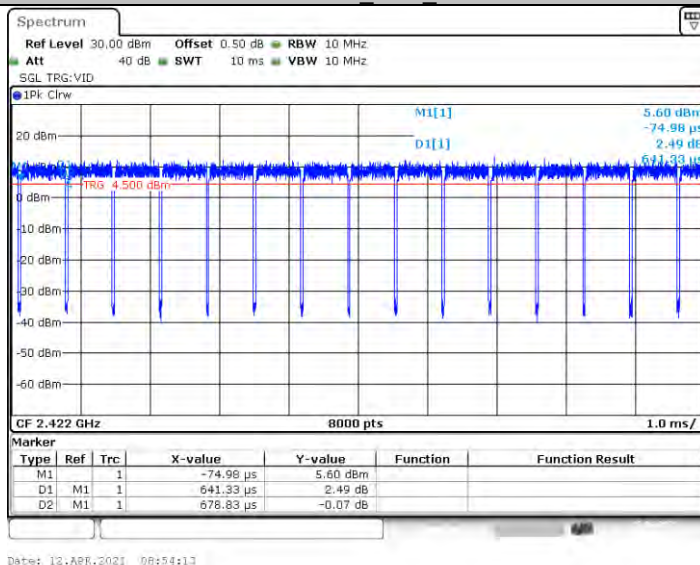
Fax: (86)755-27521011

Http://www.sz-ctc.org.cn

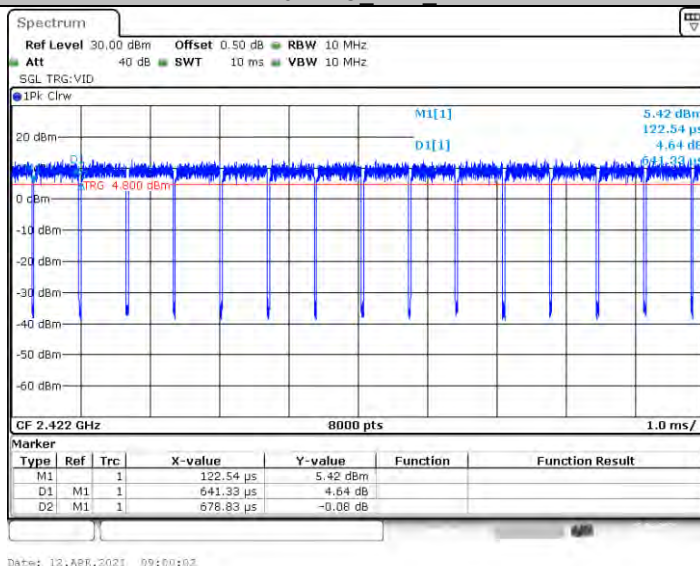
For anti-fake verification, please visit the official website of Certification and Accreditation Administration of the People's Republic of China : yz.cnca.cn



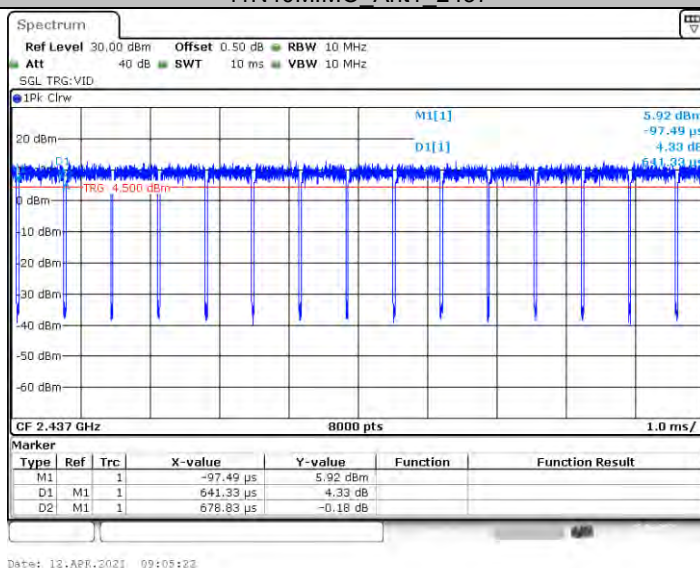
11N40MIMO_Ant1_2422



11N40MIMO_Ant2_2422



11N40MIMO_Ant1_2437



CTC Laboratories, Inc.

1-2/F., Building 2, Jiaquan Building, Guanlan High-Tech Park, Shenzhen, Guangdong, China

Tel.: (86)755-27521059

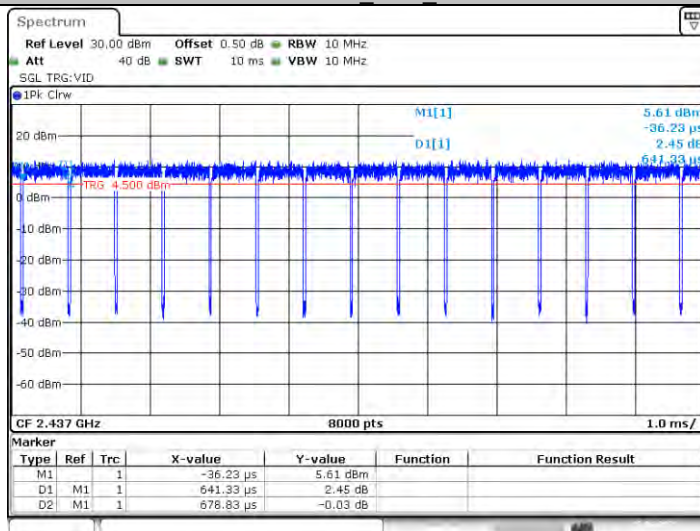
Fax: (86)755-27521011

Http://www.sz-ctc.org.cn

For anti-fake verification, please visit the official website of Certification and Accreditation Administration of the People's Republic of China : yz.cnca.cn

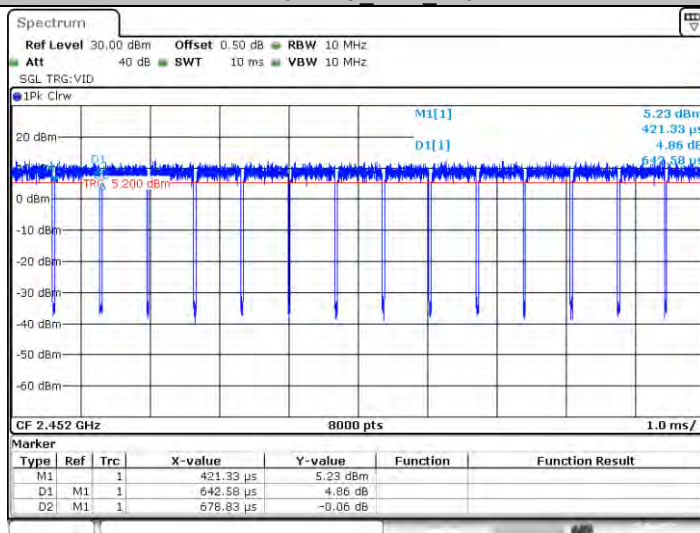


11N40MIMO_Ant2_2437



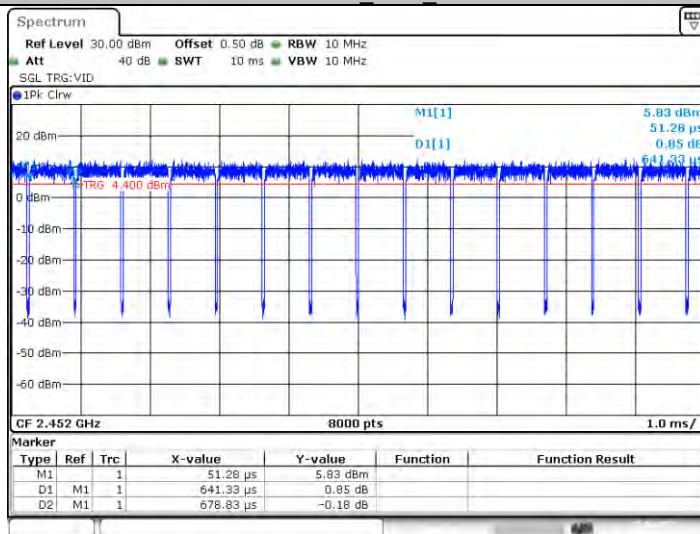
Date: 12.APR.2021 09:21:10

11N40MIMO_Ant1_2452



Date: 12.APR.2021 09:13:29

11N40MIMO_Ant2_2452



Date: 12.APR.2021 09:23:11

CTC Laboratories, Inc.

1-2/F., Building 2, Jiaquan Building, Guanlan High-Tech Park, Shenzhen, Guangdong, China

Tel.: (86)755-27521059

Fax: (86)755-27521011

Http://www.sz-ctc.org.cn

For anti-fake verification, please visit the official website of Certification and Accreditation Administration of the People's Republic of China : yz.cnca.cn



3.9. Antenna Requirement

Requirement

FCC CFR Title 47 Part 15 Subpart C Section 15.203:

An intentional radiator shall be designed to ensure that no antenna other than that furnished by the responsible party shall be used with the device. The use of a permanently attached antenna or of antenna that uses a unique coupling to the intentional radiator, the manufacturer may design the unit so that a broken antenna can be replaced by the user, but the use of a standard antenna jack or electrical connector is prohibited.

FCC CFR Title 47 Part 15 Subpart C Section 15.247(c) (1)(i):

(i) Systems operating in the 2400~2483.5 MHz band that is used exclusively for fixed. Point-to-point operations may employ transmitting antennas with directional gain greater than 6dBi provided the maximum conducted output power of the intentional radiator is reduced by 1 dB for every 3 dB that the directional gain of the antenna exceeds 6dBi.

Test Result

Complies

Directional gain = G_{ANT} = 5dBi

Note: All transmit signals are completely uncorrelated with each other in MIMO transmitting modes (Manufacturer's Declaration).

*****THE END*****